

Headquarters, Department of the Army

ARTEP 5-416-14-MTP

MISSION TRAINING PLAN
FOR THE
MAINTENANCE PLATOON,
HEADQUARTERS AND SUPPORT
COMPANY, ENGINEER BATTALION
(COMBAT) (HEAVY)

JULY 2002

Distribution Restriction: Approved for public release; distribution is unlimited.

MISSION TRAINING PLAN
for the
Maintenance Platoon, Headquarters and Support Company,
Engineer Battalion (Combat) (Heavy).

TABLE OF CONTENTS

	<u>PAGE</u>
Table of Contents	iii
PREFACE	iv
Chapter 1. Unit Training	1-1
Chapter 2. Training Matrixes	2-1
2-1. General.....	2-1
2-2. Mission to Collective Tasks Matrix.....	2-1
Chapter 3. Mission Outlines / Training Plans	3-1
Chapter 4. Training Exercise	4-1
Chapter 5. Training and Evaluation Outlines	5-1
Chapter 6. External Evaluation	6-1
APPENDIX A - EXERCISE OPERATION ORDER	A-1
APPENDIX B - THREAT ANALYSIS	B-1
APPENDIX C - METRIC CONVERSION CHART	C-1
Glossary	Glossary-1
References	References-1
Questionnaire	Questionnaire-1

*DISTRIBUTION RESTRICTION: Approved for public release; distribution is unlimited.

This publication supersedes ARTEP 5-415-14-MTP, 11 January 1985

PREFACE

This mission training plan (MTP) provides the Active (AC) and Reserve Component (RC) training manager with a descriptive, mission-oriented training program to train the unit to perform its critical wartime operations. While general defense plan missions and deployment assignments impact on the priorities, the operations described here are the principal ones that the maintenance platoon, headquarters and support company, engineer battalion (combat) (heavy) are expected to execute with a high level of proficiency. Each unit is expected to train, as a minimum, to the standards of the training and evaluation outlines (T&EOs) in the MTP. Standards for training may be more difficult but may not be lowered. This document is in alignment with and is part of the United States (US) Army's training and tactical doctrine.

This MTP applies to the following table(s) of organization and equipment (TOE):

- 05417L00 - Engineer Company, Engineer Battalion (Combat) (Heavy)
- 05423L00 - Engineer Company (Combat Support Equipment)

The proponent of this publication is Headquarters (HQ), US Army Training and Doctrine Command (TRADOC). Send comments and recommendations on Department of Army (DA) Form 2028 directly to Commandant, Maneuver Support Center, ATTN: ATZT-DT-WF-E, Fort Leonard Wood, Missouri 65473-8600.

Unless this publication states otherwise, masculine nouns and pronouns do not refer exclusively to men.

CHAPTER 1

Unit Training

1-1. General. This MTP provides the commander and leaders with guidance on how to train the key missions of the unit. The specific details of the unit's training program will depend on the following factors:

- a. Unit's mission-essential task list (METL).
- b. Chain-of-command training directives and guidance.
- c. Training priorities of the unit.
- d. Availability of training resources and areas.

1-2. Supporting Material. This MTP describes a critical wartime mission-oriented training program that is part of the next higher echelon's training program. This relationship is illustrated in Figure 1-1 (page 1-2). The unit's training program consists of the following publications:

- a. Army Training and Evaluation Program (ARTEP) 5-415-66-MTP for the engineer battalion (combat) (heavy), battalion staff. This ARTEP MTP indicates the relationship of the battalion's training program to the next higher-level training program.
- b. ARTEP 5-416-34-MTP for the headquarters and support company, engineer battalion (combat) (heavy). This ARTEP MTP indicates the relationship of the support company's training program to the battalion's training program.
- c. ARTEP 5-417-35-MTP for the engineer company, engineer battalion (combat) (heavy). This ARTEP MTP indicates the relationship of the company's training program to the battalion's training program.
- d. ARTEP 5-417-17-MTP and ARTEP 5-417-13-MTP for the engineer platoons (combat) (heavy). These ARTEP MTPs indicate the relationship of the platoons' training programs to the company's training program.
- e. ARTEP 5-335-DRILL for the engineer drills. The unit must sustain drills. They are US Army standard and may not be modified.
- f. Soldier training publications (STPs) for the appropriate military occupational specialties (MOSs) and skill levels.

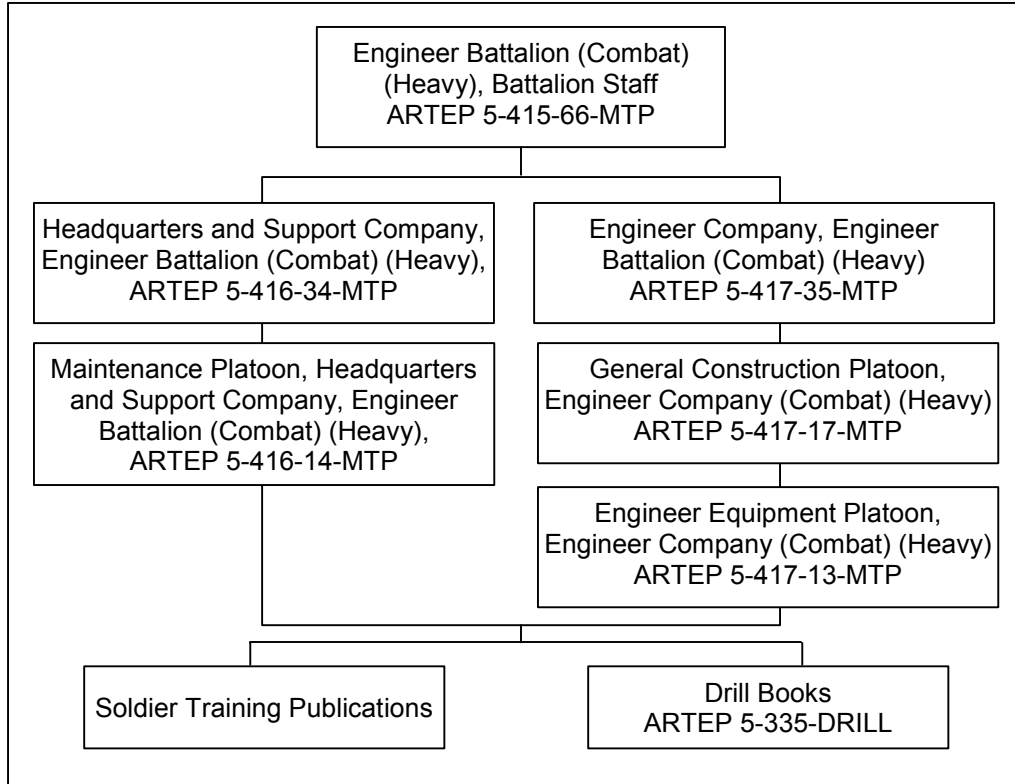


Figure 1-1. MTP Echelon Relationship

1-3. Contents. This MTP is organized into six chapters and three appendixes.

a. Chapter 1, Unit Training, provides the explanation and organization of this MTP. This chapter explains how to use this MTP in establishing an effective training program.

b. Chapter 2, Training Matrixes, shows the relationship between the mission and the collective tasks.

c. Chapter 3, Mission Outlines/Training Plans, presents a graphic portrayal of the relationship between missions and their subordinate tasks.

d. Chapter 4, Training Exercises, consists of a field training exercise (FTX). This exercise provides training information and a preconstructed scenario. It can serve as a part of an internal or external evaluation. This exercise may be modified to suit the training needs of the unit.

e. Chapter 5, Training and Evaluation Outlines (T&EOs), provides the training and evaluation criteria for all the tasks that the unit must master to effectively perform its mission. Each task is a T&EO that identifies task steps, performance measures, individual and leader tasks, and opposing forces (OPFOR) counter tasks. Each T&EO is part of a mission and, in various combinations, composes the training exercise in Chapter 4.

f. Chapter 6, External Evaluation, provides instructions for the planning, preparation, and execution of an external evaluation.

g. Appendix A, Sample Operation Order (OPORD), contains a sample OPORD.

h. Appendix B, Threat Analysis, describes the local, regional, and global threats, as well as special situations that impact operations.

i. Appendix C, Metric Conversion Chart, shows how to convert US and metric measurements.

1-4. Missions and Tasks.

a. This MTP concerns specific missions found in the TOE and an implied mission that the unit must perform in order to accomplish the specified missions. The critical missions are the focus for the unit. The commander may supplement these missions with his own. The following is a listing of the missions for the unit:

- Unit defense.
- General Engineering.
- Survivability construction.
- Sustainment engineering.
- Unit survivability.

b. Each of these tasks may be trained individually or jointly with other tasks. Training is based on the criteria described in the T&EOs. Several T&EOs can be trained as a situational training exercise (STX). Various combinations of STXs can be used to develop an FTX for the unit to practice its entire mission responsibility. Several STXs can be developed into an external evaluation that is designed by the next higher echelon to evaluate the unit's ability to perform multiple missions under stress in a realistic environment.

c. Squad tasks are trained in much the same way as described above. However, the squad leader must also train the drills provided in the drill book.

d. Leader tasks that support the unit's missions are trained through STP training, battle simulations, and execution of the unit's missions.

e. Individual tasks that support unit tasks are mastered by training to standards outlined in the appropriate STPs. The T&EOs in Chapter 5 show the individual tasks that support collective-task training.

1-5. Principles of Training. This MTP is based on the training principles explained in Field Manual (FM) 25-100.

1-6. Training Strategy. The training program developed and executed by the engineer battalion to train to standards in its critical wartime missions will be a component of the Army's Combined-Arms Training Strategy (CATS). The purpose of CATS is to provide direction and guidance on how the total Army will train and identify the resources required to support that training. The CATS will provide the tools that enable the Army to focus and manage training in an integrated manner. Central to the CATS is a series of proponent-generated unit and institutional strategies that describe the training events and resources required to facilitate training to standard. The CATS will be embedded in the Standard Army Training System (SATS) version 4.1 and higher. The Web site for this information is <http://www.atsc.army.mil/atmd/strac>.

a. The unit training strategies central to the CATS provide the commander with a descriptive "menu" for training reflecting that while there is an optimal way to train to standard, it is unlikely that all units in the Army will have the exact mix of resources required to execute an optimal training strategy.

b. The unit's training strategy is a descriptive training strategy that provides a means for training the battalion to standard by listing required training events, critical training gates, training event frequencies, and training resources. The commander selects from this MTP those tasks required to train his METL. The training strategies to be provided in the SATS 4.1 will provide the means whereby those tasks that can be trained through a focused and integrated training plan.

c. The unit's training strategy will be comprised of three separate training strategies. When integrated with the training tasks found in this MTP, they form a comprehensive and focused training strategy that allows the unit to train to standard. The elements of the unit's training strategy are--

(1) Maneuver- and collective-training strategy. The maneuver strategy is intended to provide a set of recommended training frequencies for key training events in a unit and depicts those resources that are required to support the training events.

(2) Gunnery strategy. The gunnery strategy is based on weapons systems found in the unit and is intended to provide an annual training plan and to depict resources required to support weapons training. Data for the gunnery strategy comes from the Standards in Training Commission (STRAC) manual or the appropriate FM publications.

(3) Soldier strategy. The soldier strategy provides an annual plan for training and maintaining skills at the individual level and lists the resources required to train a soldier.

d. A vital element in the unit's training strategy is the identification of critical training gates. Critical training gates are defined as training events that must be conducted to standard before moving on to a more difficult or resource-intensive training event or task. Training gates follow the crawl, walk, run training methodology. For instance, if the unit training strategy calls for conducting an FTX, and an STX has been identified as a critical training gate for the FTX, the training tasks in the STX must be trained to standard before conducting the FTX. Standards for all tasks must be clearly defined so that the trainer can assess the preparedness of the soldiers, or units, to move on to more complex training events. The provision for critical training gates is made recognizing that the unit's METL and the commander's assessment of his unit's training status will determine the selection and timing of the collective-training exercises in a specific unit's training strategy.

e. When developing the unit's training plan, the commander identifies from the MTP the training tasks required to train his METL.

1-7. Conducting Training. This MTP is designed to facilitate planning, preparing, and conducting unit training as explained in FMs 25-100 and 25-101. The commander--

a. Assigns the missions and supporting tasks for training based on his METL and guidance from the next higher HQ. Trainers must plan and execute training to support this guidance.

b. Reviews the mission outline in Chapter 3 to determine whether STXs and FTXs provided will support, or can be modified to support, command guidance. If they do not support the guidance, or if they need to be modified, refer to the matrixes in Chapter 2. These matrixes provide a list of all critical collective tasks, drills, and individual tasks that must be mastered to perform the mission.

c. Prioritizes the tasks that need training. There is never time to train everything. You must orient on the greatest challenges and the most difficult sustainment skills.

d. Integrates training tasks into the training schedule, using the following procedures:

(1) List the tasks in the priority and frequency that they need to be trained.

(2) Determine the amount of time required and how you can use multiechelon training for the best results.

(3) Determine where the training can take place.

(4) Determine who will be responsible for what. The leader of the element being trained must always be involved.

(5) Organize needs into blocks of time and training vehicles.

e. Approves the list of tasks to be trained and schedules them on the unit's training schedule.

f. Determines the equipment and supplies needed to conduct the training.

g. Keeps subordinate leaders informed and oversees their training. The standards must be rigidly enforced.

1-8. Force Protection.

a. **Safety.** Safety is a component of force protection. Commanders, leaders, and soldiers use risk assessment and risk management to tie force protection into the military around the mission. Risk management assigns responsibility, institutionalizes the commander's review of operational safety, and leads to decision-making at a level of command appropriate to the risk. The objective of safety is to help units protect combat power through accident prevention, which enables units to win fast and decisively, with minimum losses. Safety is an integral part of all combat operations. Safety begins with readiness that determines a unit's ability to perform its METL to standard. Readiness standards addressed during METL assessment are--

(1) Soldiers with the self-discipline to consistently perform tasks to standard.

(2) Leaders who are ready, willing, and able to enforce standards.

(3) Training that provides skills needed for performance to standard.

(4) Standards and procedures for task preferences that are clear and practical.

(5) Support for task preference, including equipment, personnel, maintenance, facilities, and services.

b. **Risk management.** Risk management is a tool that addresses the root causes (readiness shortcomings) of accidents. It assists commanders and leaders in not only identifying what the next accident is going to be, but also helps identify who will have the next accident. Risk management is a way to put more realism into training without paying the price in deaths, injuries, or damaged equipment.

c. **Chain of command.** Safety demands total chain-of-command involvement in planning, preparing, executing and evaluating training. Responsibilities of the chain of command include--

(1) Commanders.

(a) Seek optimum, not adequate, performance.

(b) Specify the risk you will accept to accomplish the mission.

(c) Select risk reductions provided by the staff.

(d) Accept or reject residual risk, based on the benefit to be derived.

- (e) Train and motivate leaders at all levels to effectively use risk-management concepts.
 - (2) Staff.
 - (a) Assist the commander in assessing risks and developing risk-reduction options for training.
 - (b) Integrate risk controls in plans, orders, METL standards, and performance measures.
 - (c) Eliminate unnecessary safety restrictions that diminish training effectiveness.
 - (d) Assess safety performance during training.
 - (e) Evaluate safety performance during after-action reviews (AARs).
 - (3) Subordinate leaders.
 - (a) Apply consistently effective risk-management concepts and methods to the operations they lead.
 - (b) Report risk issues beyond your control or authority to your superiors.
 - (4) Individual soldiers.
 - (a) Report unsafe conditions and acts; correct the situation when possible.
 - (b) Establish a buddy system to keep a safety watch on one another.
 - (c) Take responsibility for personal safety
 - (d) Work as a team member.
 - (e) Modify your own risk behavior.
- d. Steps. Risk management is a five-step cyclic process that is easily integrated into the decision-making process outlined in FM 101-5. The risk management process consists of the following five steps:
- (1) Identify hazards. Identify the most probable hazards for the mission.
 - (2) Assess hazards. Analyze each hazard to determine the probability of it causing an accident and the probable effect of the accident. Identify control options to eliminate or reduce the hazard. The Army standard risk assessment matrix in Figure 1-2 is a tool to be used for assessing hazards.
 - (3) Make risk decisions. Weigh the risk against the benefits of performing the operations. Accept no unnecessary risks, and make any remaining risk decisions at the proper level of command.
 - (4) Implement controls. Integrate specific controls into operation plans (OPLANs), OPORDs, standing operating procedures (SOPs), and rehearsals. Communicate controls to the individual soldier.
 - (5) Supervise. Determine the effectiveness of controls in reducing the probability and effect of identified hazards, to include follow-up and AAR. Develop lessons learned.

			HAZARD PROBABILITY				
			FREQUENT	PROBABLE	OCCASIONAL	REMOTE	IMPROBABLE
			A	B	C	D	E
EFFECT	CATASTROPHIC	I	EXTREMELY HIGH		HIGH		LOW
	CRITICAL	II	HIGH	HIGH		LOW	LOW
	MARGINAL	III	HIGH	MEDIUM		LOW	LOW
	NEGLIGIBLE	IV	LOW	MEDIUM		LOW	LOW

Effect	
Catastrophic	Death or permanent total disability, system loss, and major property damage.
Critical	Permanent partial disability, temporary total disability in excess of 3 months, major system damage, significant property damage.
Marginal	Minor injury, lost workday accident, compensable injury or illness, minor system/property damage.
Negligible	First aid or minor supportive medical treatment, minor system impairment.
Probability	
Frequent	Individual soldier/item. All soldiers exposed or item inventory
Probable	Individual soldier/item All soldiers exposed or item inventory
Occasional	Individual soldier/item. All soldiers exposed or item inventory
Remote	Individual soldier/item All soldiers exposed or item inventory
Improbable	Individual soldier/item All soldiers exposed or item inventory
Risk Levels	
Extremely High	Loss of ability to accomplish mission.
High	Significantly degrades mission capabilities in terms of required mission standards.
Medium	Degrades mission capabilities in terms of required mission.
Low	Little or no impact on mission accomplishment.

Figure 1-2. Risk Assessment Matrix

e. Fratricide. Fratricide prevention is a component of force protection and is closely related to safety. Fratricide is the employment of weapons, with the intent to kill the enemy or destroy his equipment, that results in unforeseen and unintentional death, injury, or damage to friendly personnel or equipment. Fratricide is by definition an accident. Risk assessment and risk management are mechanisms used to control the incidence of fratricide.

f. Causes of fratricide. The primary causes of fratricide are--

(1) Direct fire control plan failures. These failures result when units fail to develop defensive and, particularly, offensive fire control plans.

(2) Land navigation failures. These failures result when units stray out of sector, report incorrect locations, and become disoriented.

(3) Combat identification failures. These failures include gunners or pilots being unable to distinguish thermal and optical signatures near the maximum range of their sighting systems and units in proximity mistaking each other for the enemy under limited-visibility conditions.

(4) Inadequate control measures. These occur when units fail to disseminate the minimum maneuver and fire support control measures that are necessary to tie control measures to recognizable terrain or events.

(5) Reporting communication failures. Units at all levels face problems in generating timely, accurate, and complete reports as locations and tactical situations change.

(6) Weapons errors. Lapses in individual discipline lead to charge errors, accidental discharges, mistakes with explosives or hand grenades, and similar incidents.

(7) Battlefield hazards. Unexploded ordnance (UXO), unmarked or unrecorded minefields, scatterable mines (SCATMINES), and booby traps litter the battlefield. Failure to mark, record, remove, or anticipate these hazards increases the risk of friendly casualties.

g. Results. Fratricide results in unacceptable losses and increases the risk of mission failure. Fratricide undermines the unit's ability to survive and function. Units experiencing fratricide observe these consequences:

- (1) Loss of confidence in unit leadership.
- (2) Increase of self-doubt among leaders.
- (3) Hesitation to use supporting combat systems.
- (4) Oversupervision of units.
- (5) Hesitation to conduct night operations.
- (6) Loss of aggressiveness during fire and maneuver.
- (7) Loss of initiative.
- (8) Disrupted operations.
- (9) General degradation of cohesiveness, morale, and combat power.

1-9. Environmental Protection. Protection of natural resources has continued to become an ever-increasing concern to the Army. It is the responsibility of all unit leaders to decrease and, if possible, eliminate damage to the environment when conducting training. Environmental risk management parallels safety risk management and is based on the same philosophy. Environmental risk management consists of the following steps:

a. Identify hazards. Identify potential sources for environmental degradation during analysis of mission, enemy, terrain, troops, time available, and civilian considerations (METT-TC) factors. This requires identification of environmental hazards. An environmental hazard is a condition with the potential for polluting air, soil, or water and/or destroying cultural and historical artifacts.

b. Assess the hazard. Analyze the potential severity of environmental degradation using the environmental risk assessment matrix (Figure 1-3). Consider the severity of environmental degradation when determining the potential effect an operation will have on the environment. The risk impact value is defined as an indicator of the severity of environmental degradation. Quantify the risk to the environment

resulting from the operation as extremely high, high, medium, or low, using the environmental risk assessment matrix.

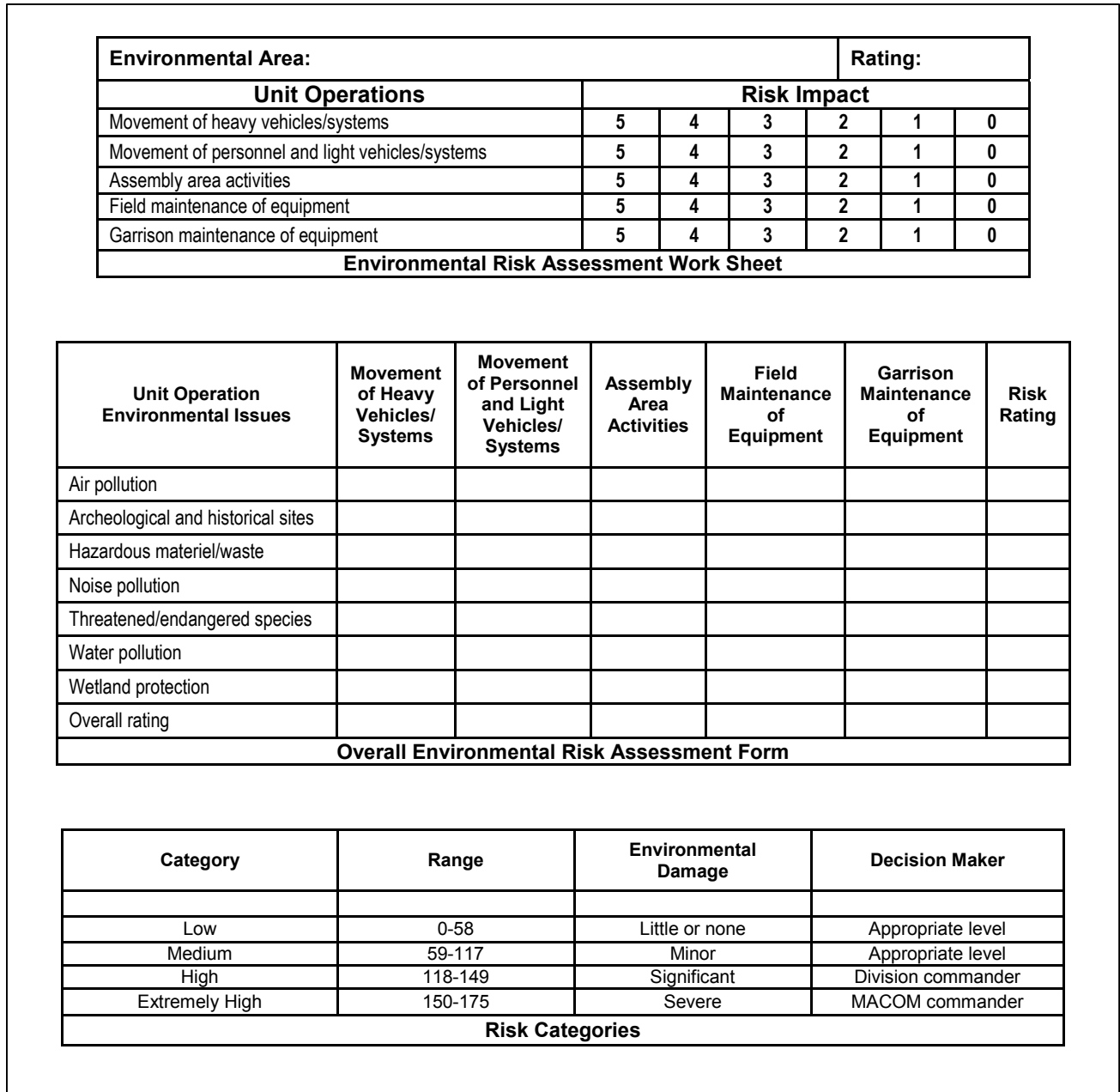


Figure 1-3. Environmental Risk-Assessment Matrix

c. Make environmental risk decisions. Make decisions and develop measures to reduce high environmental risks.

d. Brief the chain of command. Brief the chain of command (to include the installation environmental office, if applicable) on proposed plans and pertinent high-risk environmental matrixes. Risk decisions are made at a level of command that corresponds to the degree of risk.

e. Implement controls. Implement environmental protection measures by integrating them into plans, orders, SOPs, training-performance standards, and rehearsals.

f. Supervise. Supervise and enforce environmental-protection standards.

1-10. Evaluation. The T&EOs in Chapter 5 describe standards that must be met for each task.

a. Evaluations can be either internal or external. Internal evaluations are conducted at all levels, and they must be inherent in all training. External evaluations are usually more formal and are normally conducted by a HQ two levels above the evaluated unit. See Chapter 6 for more information on external evaluations.

b. A critical weakness in training is the failure to evaluate each task every time it is executed. The ARTEP concept is based on simultaneous training and evaluation. Too often, leaders do not practice continuous evaluation. Soldiers or small units are trained to perform a task to standard, and then later, when they execute that task as part of a training exercise, they execute it poorly or incorrectly and are not corrected. For this program to work, trainers and leaders must continually evaluate training as it is being executed.

c. Leaders should emphasize direct, on-the-spot evaluations. Correcting poor performance during individual or small-group training is easy to do. In higher-level exercises, it is usually not feasible to do this with outside evaluators, but should not be totally eliminated. Plan AARs at frequent logical intervals during the exercises (usually after the completion of a major subordinate task). This is a proven technique that will allow you to correct performance shortcomings while they are still fresh in everyone's mind. Also, it gets everyone involved and prevents the reinforcement of bad habits.

d. FM 25-101 provides detailed instructions for conducting an AAR. It also provides detailed guidance on coaching and critiquing during training.

1-11. Feedback. Recommendations for improvement of this ARTEP MTP are requested. Feedback will help to ensure that this MTP answers the training needs of units in the field. Please send DA Form 2028 comments to the address reflected in the preface, or use the questionnaire provided at the end of this MTP.

CHAPTER 2

Training Matrixes

2-1. General. The training Matrix assists the commander in planning the training of his unit's personnel.

2-2. Mission to Collective Tasks Matrix. This matrix (Figure 2-2), identifies the missions and their supporting collective tasks. The tasks are listed under the appropriate BOS which are indicated by an **X** in the matrix. The BOS used in this matrix are defined in TRADOC Pam 11-9. A specific mission is trained by identifying collective tasks in the vertical column for the mission. Based on the proficiency of the unit, training is focused on operational weaknesses.

Mission Identification Table
Mission Title
Unit Defense General Engineering Survivability Construction Sustainment Engineering Unit Survivability

Figure 2-1. Mission Identification Table

Collective Tasks	UNIT DEFENSE	GENERAL ENGINEERING	SURVIVABILITY CONSTRUCTION	SUSTAINMENT ENGINEERING
Develop Intelligence				
19-3-3105.05-T01A Process Captured Documents and Equipment	X			
71-2-0332.05-T01A Maintain Operations Security (OPSEC)	X	X	X	X
Deploy/Conduct Maneuver				
07-1-1923.05-T01A React to Indirect Fire	X			
07-2-1136.05-T02A Occupy an Assembly Area (AA)	X			
07-2-1301.05-T01A Conduct a Convoy	X			
07-3-0219.05-T01A Establish Unit Defense	X			
07-3-1112.05-T01A React to an Ambush	X			
07-3-1123.05-T01A Conduct a Tactical Road March	X			
07-3-1135.05-T01A Conduct Actions at Danger Areas	X			
07-3-4129.05-T01A Defend a Battle Position	X			
07-3-C211.05-T01A Move Tactically	X			
Protect the Force				
03-2-3008.05-T01A Conduct a Radiological, Chemical, or Biological Reconnaissance or Survey	X			
03-2-C312.05-T01A Conduct Thorough Decontamination Operations	X			

Collective Tasks	UNIT DEFENSE	GENERAL ENGINEERING	SURVIVABILITY CONSTRUCTION	SUSTAINMENT ENGINEERING
03-3-C201.05-T01A Prepare for Operations under Nuclear, Biological, and Chemical (NBC) Conditions				
03-3-C202.05-T01A Prepare for a Chemical Attack				
03-3-C203.05-T01A Respond to a Chemical Attack				
03-3-C205.05-T01A Prepare for a Friendly Nuclear Strike				
03-3-C206.05-T01A Prepare for a Nuclear Attack				
03-3-C208.05-T01A Cross a Radiologically Contaminated Area				
03-3-C209.05-T01A React to Smoke Operations				
03-3-C222.05-T01A Respond to the Residual Effects of a Nuclear Attack				
03-3-C223.05-T01A Respond to the Initial Effects of a Nuclear Attack				
03-3-C224.05-T01A Conduct Operational Decontamination				
03-3-C226.05-T01A Cross a Chemically Contaminated Area				
05-2-0911 Defend a Convoy Against a Ground Attack	X			
05-3-0904.05-R01A Establish Jobsite Security	X		X	
09-2-0337.05-T01A React to Unexploded Ordnance (UXO)				
19-3-2204.05-T01A Employ Physical Security Measures	X			
44-1-C220.05-T01A Use Passive Air Defense Measures	X			
71-2-0326.05-T01A Perform Risk Management Procedures	X	X	X	X
Perform CSS and Sustainment				
05-3-1115 Maintain the Authorized Stockage List (ASL)	X			
08-2-C316.05-T01A Transport Casualties (for Units Without Medical Treatment Personnel)	X			
08-2-R303.05-T01A Conduct Battlefield Stress Reduction and Stress Prevention Procedures	X	X		
08-2-R315.05-T01A Perform Field Sanitation Functions				

Collective Tasks	UNIT DEFENSE	GENERAL ENGINEERING	SURVIVABILITY CONSTRUCTION	SUSTAINMENT ENGINEERING
10-2-0318.05-T01A Perform Unit Graves Registration (GRREG) Operations				
10-2-0319.05-T01A Receive Airdrop Resupply		X		
11-5-0121.05-T01A Provide a Field Cable or Wire System				
19-3-3106.05-T01A Handle Enemy Prisoners of War (EPWs)	X			
43-2-0001.05-T01A Conduct Unit-Level Maintenance Operations				X
Exercise Command and Control				
05-2-7008 Prepare an Operation Order (OPORD) (Company/Platoon)	X	X	X	X
05-3-1018 Conduct Troop-Leading Procedures	X	X	X	X
12-3-0001.05-T01A Maintain Platoon Strength			X	

Collective Tasks	UNIT SURVIVABILITY
Develop Intelligence	
19-3-3105.05-T01A Process Captured Documents and Equipment	X
71-2-0332.05-T01A Maintain Operations Security (OPSEC)	X
Deploy/Conduct Maneuver	
07-1-1923.05-T01A React to Indirect Fire	X
07-2-1136.05-T02A Occupy an Assembly Area (AA)	X
07-2-1301.05-T01A Conduct a Convoy	X
07-3-0219.05-T01A Establish Unit Defense	X
07-3-1112.05-T01A React to an Ambush	X
07-3-1123.05-T01A Conduct a Tactical Road March	X
07-3-1135.05-T01A Conduct Actions at Danger Areas	
07-3-4129.05-T01A Defend a Battle Position	X
07-3-C211.05-T01A Move Tactically	X
Protect the Force	
03-2-3008.05-T01A Conduct a Radiological, Chemical, or Biological Reconnaissance or Survey	X
03-2-C312.05-T01A Conduct Thorough Decontamination Operations	X
03-3-C201.05-T01A Prepare for Operations under Nuclear, Biological, and Chemical (NBC) Conditions	X
03-3-C202.05-T01A Prepare for a Chemical Attack	X
03-3-C203.05-T01A Respond to a Chemical Attack	X
03-3-C205.05-T01A Prepare for a Friendly Nuclear Strike	X
03-3-C206.05-T01A Prepare for a Nuclear Attack	X
03-3-C208.05-T01A Cross a Radiologically Contaminated Area	X
03-3-C209.05-T01A React to Smoke Operations	X
03-3-C222.05-T01A Respond to the Residual Effects of a Nuclear Attack	X

Collective Tasks	UNIT SURVIVABILITY
03-3-C223.05-T01A Respond to the Initial Effects of a Nuclear Attack	X
03-3-C224.05-T01A Conduct Operational Decontamination	X
03-3-C226.05-T01A Cross a Chemically Contaminated Area	X
05-2-0911 Defend a Convoy Against a Ground Attack	
05-3-0904.05-R01A Establish Jobsite Security	X
09-2-0337.05-T01A React to Unexploded Ordnance (UXO)	X
19-3-2204.05-T01A Employ Physical Security Measures	X
44-1-C220.05-T01A Use Passive Air Defense Measures	X
71-2-0326.05-T01A Perform Risk Management Procedures	X
Perform CSS and Sustainment	
05-3-1115 Maintain the Authorized Stockage List (ASL)	
08-2-C316.05-T01A Transport Casualties (for Units Without Medical Treatment Personnel)	X
08-2-R303.05-T01A Conduct Battlefield Stress Reduction and Stress Prevention Procedures	X
08-2-R315.05-T01A Perform Field Sanitation Functions	X
10-2-0318.05-T01A Perform Unit Graves Registration (GRREG) Operations	X
10-2-0319.05-T01A Receive Airdrop Resupply	X
11-5-0121.05-T01A Provide a Field Cable or Wire System	X
19-3-3106.05-T01A Handle Enemy Prisoners of War (EPWs)	X
43-2-0001.05-T01A Conduct Unit-Level Maintenance Operations	X
Exercise Command and Control	
05-2-7008 Prepare an Operation Order (OPORD) (Company/Platoon)	X
05-3-1018 Conduct Troop-Leading Procedures	X
12-3-0001.05-T01A Maintain Platoon Strength	X

Figure 2-2. Collective Task to Missions.

CHAPTER 3

Mission Outlines / Training Plans

3-1. General. The mission outline illustrates the relationship between the missions and their support tasks. Each outline provides the trainer with a diagram of the unit's mission, sample FTXs and STXs, and the collective tasks that comprise them.

3-2. Mission Outlines. Since unit training is mission-oriented, the mission outline shows how task training contributes to the unit's ability to perform its missions. The mission outlines, Tables 3-1 through 3-6, provide the commander with a visual outline of his unit's missions in a format that facilitates the planning and management of training.

Table 3-1. Sample Countermobility Mission Outline

ENGINEER PLATOON COUNTERMOBILITY	
Task Number	Task Title
03-2-3008.05-T01A	Conduct a Radiological, Chemical, or Biological Reconnaissance or Survey
03-3-C201.05-T01A	Prepare for Operations under Nuclear, Biological, and Chemical (NBC) Conditions
05-3-1018.05-R01A	Conduct Troop-Leading Procedures
05-3-0904.05-R01A	Establish Jobsite Security
05-3-0306	Construct a Tank Ditch
05-3-0307	Construct a Log Obstacle
05-3-0303.05-R01A	Construct Wire Obstacles
07-1-1923.05-T01A	React to Indirect Fire
10-2-0319.05-T01A	Receive Airdrop Resupply
71-2-0326.05-T01A	Perform Risk Management Procedures

Table 3-2. Sample Fight as Engineers Mission Outline

ENGINEER PLATOON FIGHT AS ENGINEERS	
Task Number	Task Title
03-3-C203.05-T01A	Respond to a Chemical Attack
03-3-C209.05-T01A	React to Smoke Operations
05-1-1200	Fight as Engineers
07-1-1923.05-T01A	React to Indirect Fire
07-2-0414.05-T01A	Establish a Company Defensive Position

Table 3-3. Sample General Engineering Mission Outline

ENGINEER COMPANY GENERAL ENGINEERING	
Task Number	Task Title
05-3-0407	Conduct an Engineer Reconnaissance
05-3-0904	Establish Jobsite Security
05-3-0778	Construct/Repair a Steel Frame Structure
05-3-0611	Construct/Repair a Bridge Abutment
05-3-0313	Construct Revetments
05-2-0726	Conduct Hauling Operations
05-3-0118	Conduct Minesweeping Operations
05-3-0791	Construct/Repair a Water Distribution System
05-3-0792	Install Coupled Pipeline
05-3-0710	Assemble/Install Culverts
05-3-0765	Construct/Repair a Sewerage System
05-3-0784	Construct/Repair Head Walls
05-3-0402	Conduct a Route Reconnaissance
08-2-0314.05-T01A	Treat Casualties
05-3-0209	Clear Obstacles Using Demolitions
05-3-0787	Construct/Repair a Wood Frame Structure
05-3-0789	Construct/Repair a Concrete Structure
05-3-0790	Construct/Repair Electrical Utilities

Table 3-4. Sample Mobility Mission Outline

ENGINEER PLATOON MOBILITY	
Task Number	Task Title
03-2-3008.05-T01A	Conduct a Radiological, Chemical, or Biological Reconnaissance or Survey
03-3-C208.05-T01A	Cross a Radiologically-Contaminated Area
05-3-0114	Support Breaching Operations
05-3-0404	Conduct a River-Crossing Site Reconnaissance
05-3-0609	Operate River-Crossing Sites
05-3-0603	Prepare Expedient Fords
05-3-0767	Clear Obstacles with Engineer Equipment

Table 3-5. Sample Perform Survivability Construction Mission Outline

ENGINEER PLATOON PERFORM SURVIVABILITY CONSTRUCTION	
Task Number	Task Title
03-3-C202.05-T01A	Prepare for a Chemical Attack
03-3-C205.05-T01A	Prepare for a Friendly Nuclear Strike
03-3-C206.05-T01A	Prepare for a Nuclear Attack
05-3-0306	Construct a Tank Ditch
05-3-0304	Construct Vehicle Fighting Positions
05-3-0305	Construct Vehicle Protective Positions
05-3-0312	Construct Bunkers and Shelters

Table 3-6. Sample Unit Survivability/Unit Defense Mission Outline

ENGINEER COMPANY <u>UNIT SURVIVABILITY/UNIT DEFENSE</u>	
Task Number	Task Title
05-3-0913	Secure and Defend the Unit's Position
05-2-0301	Camouflage Vehicles and Equipment
11-5-0121.05-T01A	Provide a Field Cable or Wire System
03-3-C203.05-T01A	Prepare for a Chemical Attack
03-3-C205.05-T01A	Prepare for a Friendly Nuclear Strike
44-1-C220.05-T01A	Use Passive Air Defense Measures
44-1-C221.07-1332	Conduct Active Combined Arms Air Defense Measures Against Hostile Aircraft
05-3-1043	Exchange Mission-Oriented Posture (MOPP) Gear

CHAPTER 4

Training Exercise

4-1. General. Training exercises are used to train and practice the performance of collective tasks. This MTP contains a sample STX. It is designed to assist in developing, sustaining, and evaluating the unit's mission proficiency. Table 4-1 lists the STX by exercise number, title, and page number.

Table 4-1. STX Exercises

Exercise Number	Exercise Title	Page
STX 5-2-E0001	Breaching Obstacles	4-1

4-2. Situational Training Exercise. STXs are short, scenario-driven, mission-oriented, tactical exercises used to train a group of closely related collective tasks. The STX provides the information for training the missions that make up the critical wartime mission. The STX--

- a. Provides repetitive training of missions.
- b. Allows the training to focus on identified weaknesses.
- c. Allows the unit to practice the mission STX before conducting a higher-echelon FTX.
- d. Saves time by providing most of the information needed to develop a vehicle for training.

ENGINEER PLATOON STX 5-2-E0001 BREACHING OBSTACLES

1. Objective. This sample STX trains collective, leader, and individual tasks in the platoon's operation (breaching obstacles).
2. Interface. This STX supports the company FTX 5-2-E0001 requirement to conduct combat operations.
3. Training.
 - a. Individual training. This training should be based on the soldier's manual tasks required to support this STX. Use the individual-to-collective task matrix in Chapter 2 as a source for these individual tasks. Individual training is based on the tasks, conditions, and standards in the 12B and the soldier's common tasks manuals. Training should be hands-on and performance-oriented. During training, leaders assess soldier proficiency by evaluating task performance against the soldier's manual standards then providing feedback to the soldiers. The individual training and evaluation program includes common task tests and the commander's evaluations.
 - b. Collective training. This training should be based on the collective tasks required for the STX. Battle drills and STXs are key tools for squad and platoon collective training. As with individual tasks, drills should be trained to standard with feedback provided. Collective tasks that could support this STX and mission (as well as other missions) are in the mission-to-collective task matrix in Chapter 2.
 - c. Leader training. This training should be based on the leader tasks required for the exercises as well as the individual tasks. Leader tasks are trained in the same manner as stated in paragraph 3a or by one or all of the following methods. When material and facilities are not available, innovation is the answer. Do not limit training to the methods listed below.
 - (1) Classroom discussions on how to plan the exercise and how to implement unit's SOP.

(2) A map reconnaissance assists in terrain analysis and war gaming. (Use a map of the area where the STX is to be conducted.)

(3) Terrain board or sand table exercises permit simulations or miniatures to be used to gain three-dimensional perspectives in war gaming or rehearsals. (Model the terrain board or the sand table to match the terrain where the exercise will be conducted.)

(4) Tactical exercises without troops (TEWTs) allow leaders to train on the ground, practicing land-navigation movement, reporting, and other leader actions.

(5) Simulations and games teach leaders as part of a continuing officer and noncommissioned officer (NCO) development program.

(6) Training extension courses use audiovisual equipment to present information and demonstrate how tasks are performed to standard.

d. Training tips and instructions. The following are training tips and general instructions on how to prepare for and accomplish the STX:

(1) Know the requirements for breaching obstacles, marking obstacles, and tactical movement.

(2) Conduct a leader's reconnaissance of the training area with squad leaders to ensure that you do not make time-consuming mistakes.

(3) Review the standards for the T&EO that supports this exercise.

(4) Conduct this STX using one of the following options:

(a) With ammunition, without ammunition, or using live fire. The use of ammunition is encouraged to add more realism to the exercise.

(b) With or without the Multiple Integrated Laser-Equipment System (MILES). The MILES provides better feedback and should be used if it is available.

(c) Under all environmental conditions, both day and night and with or without NBC. These scenarios should involve an active NBC environment.

(5) Ensure that this STX is initially trained and rehearsed slowly, on open terrain, during good visibility, and with frequent explanations and critiques by leaders. This simple execution, combined with a thorough prebrief and "chalk talks" constitutes the "crawl" stage of STX training. The "walk" phase of this STX entails conducting the training at closer to normal rates, on more difficult terrain, and with stops for explanation and critique only when problems occur (expect for planned AARs). During the "run" phase, the STX is executed under conditions as close as possible to those expected in combat (including full operational security [OPSEC] and camouflage, realistic time frames and distances, challenging terrain, and aggressive OPFOR, NBC environment, and movement distance). This exercise is conducted at full speed after conducting building block training (individual training and drills) to reach the run level of execution.

(6) Ensure that the T&EO standards for this exercise (from Chapter 5) are met to obtain the maximum benefits from the training.

(7) Conduct this exercise on a recurring basis to sustain proficiency; however, since many of the T&EOs in this STX will be trained in other STXs, practice may occur through integration rather than retraining the STX.

(8) Ensure that the OPFOR replicates enemy forces in size and strength to portray threat activities realistically.

(9) Assign at least one evaluator to control OPFOR activities. The evaluator evaluates OPFOR actions, ensures realism, stresses safety, and assesses loss and damage. If the OPFOR are in groups for several simultaneous actions, additional OPFOR evaluators or controllers are necessary.

(10) Ensure that OPFOR units look and fight like a potential enemy. This will help soldiers understand threat tactics, doctrine, and weapons systems.

e. Training enhancers. This STX requires the platoon to breach an obstacle, move tactically, support by fire, and mark an obstacle.

(1) When basic proficiency is attained for the tasks in this STX, the STX may be conducted under limited visibility conditions, both with and without night vision devices (NVDs).

(2) This STX can be conducted under increasing MOPP levels as proficiency increase.

4. General Situation.

a. Contact with the enemy obstacle has been established. Initial reports indicate that the obstacle is overwatched by a company-sized element. His defensive positions are not well established. He has the capability for indirect fire and close air support (CAS). The enemy has used chemical weapons and will probably do so again. A breach of the obstacle has been ordered to allow maneuver forces to move through to attack the enemy. Figure 4-1 illustrates the graphic scenario of task performance in this exercise.

b. This exercise begins with the receipt of a company fragmentary order (FRAGO) by the platoon and ends after the obstacle is marked. An AAR should be held after the obstacle has been breached and marked. A final AAR should be conducted once all evaluation notes are compiled. If necessary, run portions of the exercise again until you are satisfied with your platoon's performance. Table 4-2 provides a recommended sequence of T&EOs and a recommended time for each portion of the STX.

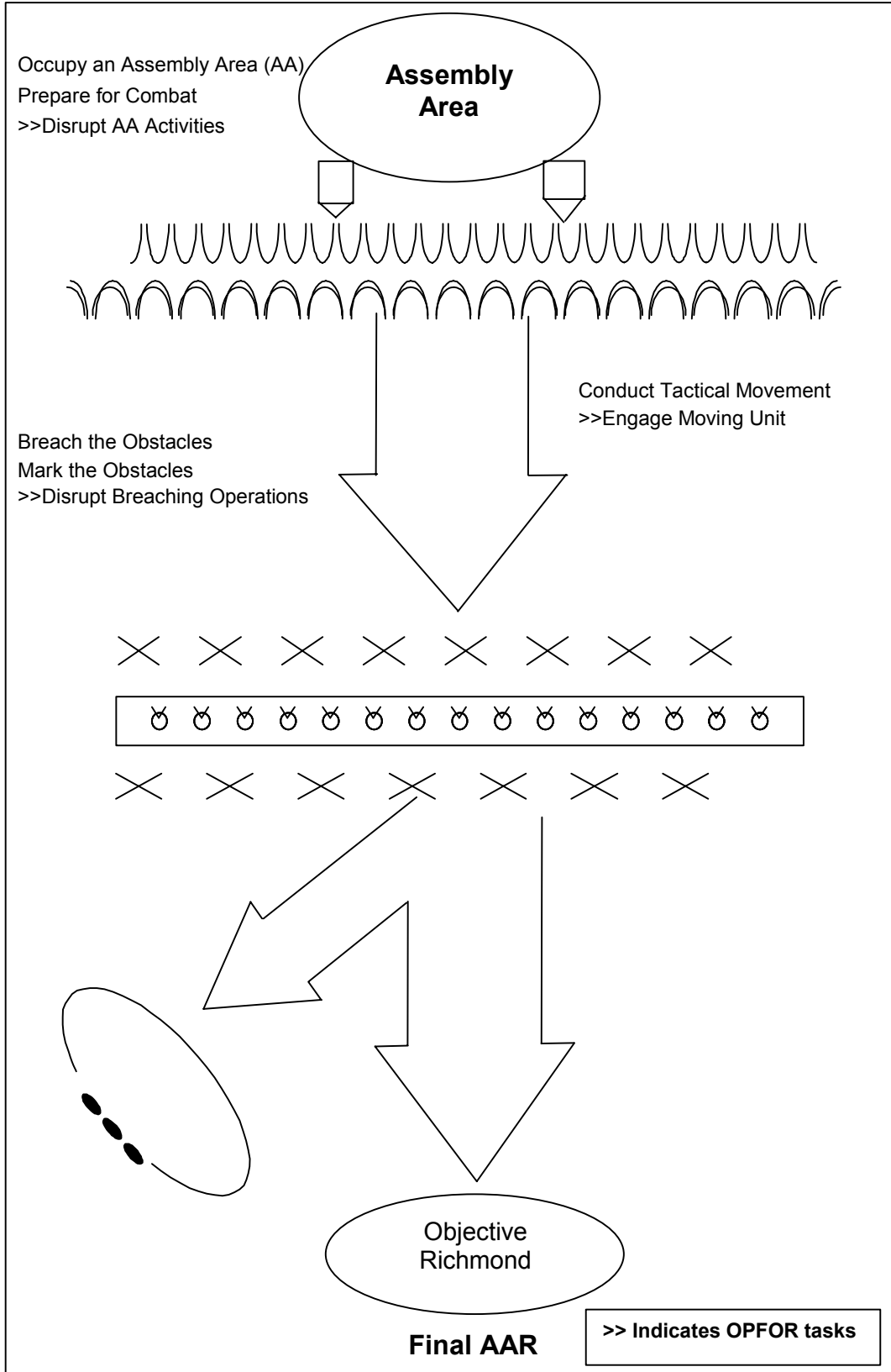


Figure 4-1. General Scenario STX

Table 4-2. Sample Suggested Scenario

Event	Action	Estimated Time
Module 1		
1	Occupy an Assembly Area (AA)	4 hours
2	Receive a FRAGO	15 minutes
3	Plan Breaching Operations	3 hours
4	Issue a FRAGO	2 hours
5	Conduct an AAR	1 hour
6	Conduct Precombat Operations	2 hours
7	Conduct Tactical Movement	1 hour
8	Breach the Obstacle	1 hour
9	Conduct an AAR	1 hour
10	Mark the Obstacle	1 hour
11	Conduct an AAR	1 hour
	Total time:	17.25 hours
<p>1. These tasks are integrated and evaluated throughout the exercise.</p> <p>2. Events will be trained to standards, not time limitations. The time required to train an event will vary based on METT-TC factors and the unit's training proficiency.</p> <p>3. Additional time may be required if great portions of the exercise are conducted at night or during other limited visibility.</p> <p>* NOTE: These tasks are integrated and evaluated throughout the exercise.</p>		

5. Special Situation.

a. Your platoon is part of a company in a secure AA. The platoon receives a FRAGO to breach obstacles (see Figure 4-2).

b. The company commander has ordered your platoon to lift your supporting fires. A sister platoon is prepare to provide support for the breach and marking of the obstacle. The company commander orders your platoon to breach the obstacle.

6. Support Requirements.

a. Minimum trainers and observers/controllers (Os/Cs). The company commander or the platoon leader can conduct this exercise and will be the trainer and primary evaluator. At least one other O/C is required with the OPFOR. Another platoon being trained or evaluated should be used as the platoon supporting the breach operations. This platoon will need an additional trainer or O/C.

b. Vehicles/communications. Those organic to the platoon are needed for this exercise. Two or three vehicles or trailers should be in the OPFOR supply site.

c. Opposing forces. The OPFOR ground force should at least be a reinforced squad.

FRAGMENTARY ORDER	Copy ___ of ___ copies 25 th EN BN
FRAGMENTARY ORDER _____	
References:	
1. SITUATION.	
a. Enemy Forces. The enemy forces are at 60 to 70 percent strength. They are preparing to counterattack and are expected to use air-delivered or artillery-delivered nonpersistent nerve agent.	
b. Friendly Force. (Element designation) attack (date/time group) to destroy the enemy force at Objective _____ to disrupt the enemy's counterattack.	
2. MISSION. (Element destination) is to provide breach support for (supported elements designation) to breach obstacles along the main avenue of approach.	
3. EXECUTION.	
a. Concept of the Operations. (See overlay.)	
(1) Intent. Breach obstacles and destroy the enemy preparing to counterattack.	
(2) Fire Support. Priority of fire to (another) platoon.	
b. (Another) Platoon.	
(1) Provide breach support for (evaluated) platoon.	
(2) Prepare to replace (evaluated) platoon in case they become combat ineffective.	
c. (Evaluated) Platoon.	
(1) Provide local support by fire (initially).	
(2) Breach obstacles.	
(3) Mark obstacles according to the tactical standing operating procedure (TSOP).	
d. Coordinating Instructions.	
(1) Company release point (RP) is (grid).	
(2) Company linkup point is (grid).	

Figure 4-2. Sample FRAGO for STX 5-2-E0001

d. Maneuver area. A 15- by 4-kilometer training area is desired. This area should provide for infiltration, cross-county movement, locations for supply sites, and a complex obstacle. The terrain should offer multiple covered and concealed approaches to the objective area. Using terrain that limits

the leader to a “geographical” or “school” solution does not allow evaluation of the unit’s ability to conduct a terrain analysis and select and conceal positions.

- e. Consolidated support requirements. This exercise requires the items listed in Table 4-3.

Table 4-3. Consolidated Support Requirements for STX 5-2-E0001

Ammunition	DODIC	Estimated Basic Load	
5.56 millimeters (mm)	A080	150 rounds per rifle	
7.62 mm	A111	400 rounds per M60	
5.56 mm	A075	250 rounds per squad automatic weapon (SAW)	
Caliber .50	A598	250 rounds per M2	
Antitank Weapon-Effect Simulator System (ATWESS) (AT-4)	L367	15 each per company (inert)	
Hand grenade, body, M69	G811	2 per man	
Hand grenade, fuse (practice)	G878	2 per man	
Simulators, projectile, ground burst	L598	50 per exercise	
Simulator, hand grenade, M116 series	L601	20 per squad (without live demolitions to simulate demolitions) or 6 per squad	
Demolitions (See the note below.)			
Mine-clearing line charge (MICLIC)		4 per company with 2 reloads	
Bangalore torpedo kit		1 per squad	
Charge, block trinitrotoluene (TNT)		50 per squad	
Modernized demolition initiator (MDI) M11, 12, 13, 14		15 each (total 60) per platoon	
MDI igniters		60 each platoon	
Time fuse		500 feet per platoon	
Satchel charge, M183		30 per platoon	
40-pound shape charge		12 per platoon	
Smoke grenades, white		60 per platoon	
Smoke pot, ground		10 per platoon	
Other Items			
Batteries, BA 200 (6-volt)		50 each	
Batteries, BA 3090 (9-volt)		400 each	
CLASS IV			
Concertina wire			
Mines			
	Company	Evaluators	OPFOR
MILES Equipment			
Armored personnel carrier (APC)	13		13/4
Caliber .50 system	15		13/4
M240 system	2		
M19 blank firing adapter	15		13/4
M16 system	120		120/28
M60 machine-gun system	13		13/2
Controller guns		8	
Small-arms alignment fixture		2	
NOTE: Ammunition and demolitions are basic loads and should be restocked (according to use) during the exercise.			

- f. Regulations and requirements. Commanders should consult local regulations and range-control requirements during coordination to ensure compliance with restrictions such as constraints on pyrotechnics.

7. Training and Evaluation Outline Sequence. Table 4-4 lists the T&EOs from Chapter 5 that are used to evaluate this STX.

Table 4-4. T&EOs Used in Evaluating STX 5-2-E0001

Task Title	Task Number
Conduct Troop-Leading Procedures	05-3-1018.05-R01A
Conduct a Radiological, Chemical, or Biological Reconnaissance or Survey	03-2-3008.05-T01A
Cross a Radiologically Contaminated Area	03-3-C208.05-T01A
Support Breaching Operations	05-3-0114
Reorganize as Infantry	05-2-1200
Fight as Infantry	05-2-1215

CHAPTER 5

Training and Evaluation Outlines

5-1. General. This chapter contains the T&EOs for the unit. T&EOs are the foundation of the MTP and the collective training of the unit. T&EOs are training objectives (task, conditions, and standards) for the collective tasks that support critical wartime operations. The unit must master designated collective tasks to perform its critical wartime operations. T&EOs may be trained separately, in an STX, in an FTX, or in live-fire exercises. For collective live-fire standards, the trainer needs to refer to the applicable gunnery manual for the appropriate course of fire. Those standards and courses of fire need to be integrated into the training exercise.

5-2. Structure. The T&EOs in this chapter are listed in Table 5-1. The mission-to-collective task matrix in Chapter 2 lists the T&EOs required to train the critical wartime missions according to their specific BOS.

5-3. Format. The T&EOs are prepared for every collective task that supports critical wartime operation accomplishment. Each T&EO contains the following items:

- a. Element. This identifies the unit or unit element(s) that perform the task.
- b. Task. This describes the action to be performed by the unit, and provides the task number.
- c. References. These are in parenthesis following the task number. The reference that contains the most information (primary reference) about the task is listed first and underlined. If there is only one reference, it is not underlined.
- d. Iteration. This is used to identify how many times the task is performed and evaluated during training. The "M" identifies when the task is performed in mission-oriented protection posture (MOPP) 4.
- e. Commander or Leader Assessment. The unit's leadership uses this to assess the proficiency of the unit in performing the task to standard. Assessments are subjective in nature. Therefore, use all available evaluation data and subunit-leader input to develop an assessment of the organization's overall capability to accomplish the task. Use the ratings listed below.
 - (1) T - Trained. The unit is trained and has demonstrated its proficiency in accomplishing the task to wartime standards.
 - (2) P - Needs practice. The unit needs to practice the task. Performance has demonstrated that the unit does not achieve the task to standard without some difficulty or has failed to perform some task steps to standard.
 - (3) U - Untrained. The unit cannot demonstrate an ability to achieve wartime proficiency.
- f. Task Conditions. This describes the situation or environment in which the unit is to do the collective task.
- g. Task Standards.
 - (1) The task standard states the performance criteria that a unit must achieve to successfully execute the task. This overall standard should be the focus of training and should be understood by every soldier.
 - (2) The trainer or evaluator determines the unit's training status using performance observation measurements (where applicable) and his judgment. The unit must be evaluated in the context of the METT-TC conditions. The conditions should be as similar as possible for all evaluated elements. This will establish a common base line for unit performance.

h. Task Steps and Performance Measures. This is a list of actions that are required to complete the task. These actions are stated in terms of observable performance for evaluating training proficiency. The task steps are arranged sequentially along with supporting individual task and their references. An asterisk (*) to the left of the step number indicates the leader tasks within each T&EO. Under each task step are listed the performance measures that must be accomplished to correctly perform the task step. If the unit fails to correctly perform one of these task steps to standard, it has failed to achieve the overall task standard.

i. GO/NO-GO Column. This column is provided for annotating the platoon’s performance of the task steps. Evaluate each performance measure for a task step and place an X in the appropriate column. A major portion of the performance measures must be marked a GO for the task step to be successfully performed.

j. Task Performance/Evaluation Summary Block. This block provides the trainer with a means of recording the total number of task steps and performance measures evaluated and those evaluated as GO. It also provides the evaluator with a means to rate the unit’s demonstrated performance as a GO or NO-GO. It also provides the leader with a historical record for five training iterations.

k. Supporting Individual Tasks. This is a listing of all supporting individual tasks required to correctly perform the task. The reference number, tasks number, and task title for each individual task are listed.

l. OPFOR Tasks. These standards specify overall OPFOR performance for each collective task. The standards ensure that the OPFOR soldiers accomplish meaningful training and force the training unit to perform its task to standard or “lose” to the OPFOR. The OPFOR standards specify what must be accomplished—not how it must be accomplished. The OPFOR must always attain its task standards, using tactics consistent with the type of enemy they are portraying.

5-4. Usage. The T&EOs can be used to train or evaluate a single task. Several T&EOs can be used to train or evaluate a group of tasks such as an STX or FTX.

Develop Intelligence

Process Captured Documents and Equipment (19-3-3105.05-T01A)..... 5-4
 Maintain Operations Security (OPSEC) (71-2-0332.05-T01A)..... 5-11

Deploy/Conduct Maneuver

React to Indirect Fire (07-1-1923.05-T01A)..... 5-18
 Occupy an Assembly Area (AA) (07-2-1136.05-T02A) 5-25
 Conduct a Convoy (07-2-1301.05-T01A)..... 5-33
 Establish Unit Defense (07-3-0219.05-T01A)..... 5-42
 React to an Ambush (07-3-1112.05-T01A) 5-54
 Conduct a Tactical Road March (07-3-1123.05-T01A)..... 5-62
 Conduct Actions at Danger Areas (07-3-1135.05-T01A)..... 5-70
 Defend a Battle Position (07-3-4129.05-T01A) 5-77
 Move Tactically (07-3-C211.05-T01A)..... 5-85

Protect the Force

Conduct a Radiological, Chemical, or Biological Reconnaissance or Survey (03-2-3008.05-T01A) 5-93
 Conduct Thorough Decontamination Operations (03-2-C312.05-T01A)..... 5-100
 Prepare for Operations under Nuclear, Biological, and Chemical (NBC) Conditions (03-3-C201.05-T01A) 5-109
 Prepare for a Chemical Attack (03-3-C202.05-T01A) 5-116
 Respond to a Chemical Attack (03-3-C203.05-T01A)..... 5-123
 Prepare for a Friendly Nuclear Strike (03-3-C205.05-T01A)..... 5-130

Prepare for a Nuclear Attack (03-3-C206.05-T01A)	5-137
Cross a Radiologically Contaminated Area (03-3-C208.05-T01A)	5-144
React to Smoke Operations (03-3-C209.05-T01A)	5-151
Respond to the Residual Effects of a Nuclear Attack (03-3-C222.05-T01A)	5-158
Respond to the Initial Effects of a Nuclear Attack (03-3-C223.05-T01A)	5-165
Conduct Operational Decontamination (03-3-C224.05-T01A)	5-172
Cross a Chemically Contaminated Area (03-3-C226.05-T01A)	5-180
Defend a Convoy Against a Ground Attack (05-2-0911)	5-187
Establish Jobsite Security (05-3-0904.05-R01A)	5-200
React to Unexploded Ordnance (UXO) (09-2-0337.05-T01A)	5-213
Employ Physical Security Measures (19-3-2204.05-T01A)	5-220
Use Passive Air Defense Measures (44-1-C220.05-T01A)	5-227
Perform Risk Management Procedures (71-2-0326.05-T01A)	5-234
Perform CSS and Sustainment	
Maintain the Authorized Stockage List (ASL) (05-3-1115)	5-241
Transport Casualties (for Units Without Medical Treatment Personnel) (08-2-C316.05-T01A)	5-249
Conduct Battlefield Stress Reduction and Stress Prevention Procedures (08-2-R303.05-T01A)	5-257
Perform Field Sanitation Functions (08-2-R315.05-T01A)	5-264
Perform Unit Graves Registration (GRREG) Operations (10-2-0318.05-T01A)	5-271
Receive Airdrop Resupply (10-2-0319.05-T01A)	5-278
Provide a Field Cable or Wire System (11-5-0121.05-T01A)	5-285
Handle Enemy Prisoners of War (EPWs) (19-3-3106.05-T01A)	5-292
Conduct Unit-Level Maintenance Operations (43-2-0001.05-T01A)	5-299
Exercise Command and Control	
Prepare an Operation Order (OPORD) (Company/Platoon) (05-2-7008)	5-307
Conduct Troop-Leading Procedures (05-3-1018)	5-315
Maintain Platoon Strength (12-3-0001.05-T01A)	5-324

Figure 5-1. List of T&EO's

- ELEMENTS:** Three Combat Support Element Platoon Headquarters
 Three Earthmoving Sections
 Three Dump Truck Sections
 Three Equipment Sections
 Maintenance Platoon Headquarters
 Unit Maintenance Section
 Direct Support Maintenance Section
 Maintenance Supply Section
 Company
 Company Headquarters
 Maintenance Section
 Horizontal Construction Platoon
 Embankment Squad
 Grading and Compact Squad
 Excavation Squad
 Two General Construction Platoons
 Six General Construction Squads

TASK: Process Captured Documents and Equipment (19-3-3105.05-T01A)
 (FM 3-19.40 (FM 19-40))

ITERATION: 1 2 3 4 5 M (Circle)

COMMANDER/LEADER ASSESSMENT: T P U (Circle)

CONDITIONS: The enemy's equipment and documents have been captured. Some iterations of this task should be performed in MOPP4.

TASK STANDARDS: The element processes all captured equipment and documents based on disposition instructions and within the time standards established by higher headquarters (HQ). The time required to perform this task is increased when conducting it in mission-oriented protection posture (MOPP) 4.

TASK STEPS AND PERFORMANCE MEASURES	GO	NO-GO
1. The element tags all captured equipment and documents. <ul style="list-style-type: none"> a. Described the type of equipment and documents, such as maps, photos, rifles, and radios. b. Annotated the date and time of capture. c. Provided the place (grid coordinates) of capture. d. Noted the capturing unit. e. Furnished the circumstances of the capture. f. Identified the prisoner's name on the tag, if the items were taken from the enemy prisoners of war (EPWs). * 2. The element leader reports the capture of equipment and documents to higher HQ. <ul style="list-style-type: none"> a. Described the type of equipment and documents. b. Stated the date and time of capture. c. Identified the capturing unit. d. Furnished the place (grid coordinates) of the capture. * 3. The element leader disposes of the equipment and documents according to the guidance received from higher HQ. <ul style="list-style-type: none"> a. Destroyed, secured, evacuated, or abandoned the equipment. 		

TASK STEPS AND PERFORMANCE MEASURES	GO	NO-GO
b. Evacuated the documents through the chain of command to intelligence personnel.		

TASK PERFORMANCE / EVALUATION SUMMARY BLOCK							
ITERATION	1	2	3	4	5	M	TOTAL
TOTAL TASK STEPS EVALUATED							
TOTAL TASK STEPS "GO"							
TRAINING STATUS "GO"/"NO-GO"							

"*" indicates a leader task step.

SUPPORTING INDIVIDUAL TASKS: NONE

SUPPORTING COLLECTIVE TASKS: NONE

OPFOR TASKS AND STANDARDS

TASK: Disrupt a Route Reconnaissance (5-OPFOR-0021)

CONDITION: The enemy is conducting a route reconnaissance. The opposing forces (OPFOR) element is positioned along the enemy's route.

STANDARD: The OPFOR element attempts to disrupt a squad/section conducting a route reconnaissance. 1. Prevents the unit from meeting its specified time schedule. 2. Forces the unit to deviate from its specified route. 3. Prevents the unit from reaching its assigned destination. 4. Surprises the squad/section. 5. Inflicts casualties on the unit.

TASK: Conduct an Attack (5-OPFOR-0008)

CONDITION: The enemy is conducting tactical operations. The opposing forces (OPFOR) element receives orders to attack the enemy, the area of occupation, or the main supply route (MSR) with smoke.

STANDARD: The OPFOR element disrupts the enemy's movement and smoke operations. 1. Determines the delivery method of the smoke attack. 2. Locates the target. 3. Delivers the smoke attack downwind. 4. Attacks the enemy with smoke, and surge attacks when the enemy responds to the smoke.

TASK: Conduct a Raid (5-OPFOR-0004)

CONDITION: The opposing forces (OPFOR) element has occupied an objective rally point and has orders to conduct a raid on a combat service support (CSS) base.

STANDARD: The OPFOR element infiltrates the enemy's base and destroys all of the targets. 1. Surprises the enemy forces. 2. Assaults the support base and accomplishes the assigned tasks. 3. Destroys the specified equipment and supplies. 4. Avoids being decisively engaged. 5. Withdraws all personnel from the objective areas within the time prescribed. 6. Obtains all priority intelligence requirements (PIR) from the raid site. 7. Sustains only light casualties from enemy fire.

TASK: Conduct an Aerial Reconnaissance (5-OPFOR-0010)

CONDITION: The opposing forces (OPFOR) headquarters (HQ) element requires intelligence on the locations and identification of enemy elements. An aircraft is dispatched to take photographs and make a visual inspection of the enemy rear area.

STANDARD: The OPFOR element gathers photograph intelligence of the enemy. 1. Photographs the assigned sectors. 2. Makes quick visual checks where the ceiling is low. 3. Locates enemy positions in the area, particularly support and storage bases, and command and control (C2) facilities. 4. Sustains no loss of aircraft. 5. Reports priority intelligence requirements (PIR) and other information requirements to the OPFOR HQ.

TASK: Defeat Obstacles (5-OPFOR-0009)

CONDITION: The opposing forces (OPFOR) element encounters an obstacle that blocks the avenue of approach as it advances upon the enemy forces.

STANDARD: The OPFOR element bypasses or breaches the enemy obstacle. 1. Detects the obstacle before halting its main body. 2. Defeats the obstacle. a. Bypasses the obstacle without entering the engagement areas. b. Breaches the obstacle within 45 minutes and passes its entire force through the obstacle. 3. Does not incur degradation to the point that the mission must be discontinued.

TASK: Disrupt Construction of Vehicle Fighting Positions (5-OPFOR-0020)

CONDITION: The opposing forces (OPFOR) element has located the enemy. The priority intelligence requirements (PIR) and other intelligence obtained by OPFOR patrols indicate the enemy is constructing vehicle fighting positions within its defensive area. The OPFOR element has automatic and antiarmor weapons and light mortars.

STANDARD: The OPFOR element attempts to disrupt the enemy's efforts to establish vehicle fighting positions. 1. Locates the defensive area. 2. Surprises the main body. 3. Penetrates the defensive area with squad-size probes. 4. Inflicts casualties on the unit. 5. Destroys vehicles. 6. Disrupts the unit's preparations (prevents or delays beyond the unit's allotted time).

TASK: Disrupt an Engineer Reconnaissance (5-OPFOR-0022)

CONDITION: The enemy is conducting an engineer reconnaissance. The opposing forces (OPFOR) element is positioned along the enemy's route.

STANDARD: The OPFOR element disrupts an engineer reconnaissance. 1. Prevents the unit from meeting its specified time schedule. 2. Forces the unit to deviate from its specified route. 3. Prevents the unit from accomplishing its assigned engineer reconnaissance. 4. Surprises the unit conducting the reconnaissance.

TASK: Defend a Minefield (5-OPFOR-0023)

CONDITION: The enemy is conducting a minefield sweeping operation. The opposing forces (OPFOR) element has a minefield placed in the enemy's path. The minefield is under constant observation and fire.

STANDARD: The OPFOR element defends a minefield against an enemy element conducting a minefield sweeping operation. 1. Prevents the unit from detecting the obstacle. 2. Disrupts the minefield sweeping operation. 3. Prevents the unit from conducting the minefield sweeping operation, prevents the unit from moving all personnel through the breach or delays the completion of the minefield sweeping operation for more than 45 minutes.

TASK: Conduct Terrorist and Saboteur Attacks (5-OPFOR-0005)

CONDITION: The opposing forces (OPFOR) element dispatches small teams into the enemy's rear area to disrupt combat service support (CSS) operations.

STANDARD: The enemy sustains disrupted command and control (C2), destroyed equipment and supplies, and light casualties. 1. Locates rear support bases and C2 facilities. 2. Delays and disrupts CSS operations through probes. 3. Infiltrates CSS bases to conduct sabotage and terrorist activities. 4. Inflicts light casualties. 5. Destroys supplies and equipment.

TASK: Conduct Sniper Operations (5-OPFOR-0006)

CONDITION: The opposing forces (OPFOR) element has assigned snipers (regular or irregular elements) in the enemy's rear area along the main supply route (MSR) and near support sites.

STANDARD: The OPFOR element kills or wounds targets. 1. Sets up a well-concealed location. 2. Engages vehicle drivers or personnel on foot with short bursts of semiautomatic fire. 3. Kills or wounds selected targets. 4. Prevents the position from being discovered by enemy forces. 5. Evacuates the area without being spotted. 6. Reports all specified priority intelligence requirements (PIR) and other intelligence requirements to the OPFOR headquarters (HQ).

TASK: Maintain Contact (5-OPFOR-0003)

CONDITION: The opposing forces (OPFOR) element is engaged with enemy base defense forces. The enemy forces are withdrawing under pressure.

STANDARD: The OPFOR element maintains enemy contact while the enemy withdraws. 1. Engages the enemy forces decisively. 2. Advances the OPFOR as the enemy forces withdraw. 3. Inflicts heavy casualties. 4. Captures the members of the enemy force. 5. Captures documents and equipment. 6. Safeguards captured documents, equipment, and personnel.

TASK: Conduct an Ambush (5-OPFOR-0007)

CONDITION: The enemy is moving in a convoy. The opposing forces (OPFOR) element is positioned along the enemy's route.

STANDARD: The OPFOR element inflicts casualties on the enemy and causes vehicle and equipment damage. 1. Prepares an ambush site before the element arrives. 2. Surprises march element forces. 3. Inflicts heavy casualties within the designated kill zone. 4. Inflicts heavy damage to vehicles and equipment within the designated kill zone. 5. Delays the march element from reaching a specified destination for a specified period of time. 6. Withdraws on order. 7. Sustains no casualties. 8. Reports actions to superiors.

TASK: Surrender to the Capturing Unit on the Battlefield (5-OPFOR-0024)

CONDITION: The enemy has captured the opposing forces (OPFOR) element's soldiers, documents, and equipment sensitive to the OPFOR tactical operations.

STANDARD: The OPFOR soldiers retain or destroy documents and equipment. The OPFOR element surrenders documents and equipment of no tactical use to the enemy and attempts to conceal or destroy items of tactical value. The OPFOR element attempts escape and evasion. 1. Prevents the successful capture of documents and equipment. 2. Destroys documents and equipment. 3. Removes identifying markings from equipment. 4. Removes unit-identifying insignia. 5. Provides misleading information. 6. Plans an escape. 7. Delays movement to the nearest collection point. 8. Prevents safeguarding of enemy prisoners of war (EPWs) in order to cause embarrassment to the United States (US).

TASK: Disrupt a Net Control Station (NCS) (5-OPFOR-0019)

CONDITION: The enemy has established a NCS. The opposing forces (OPFOR) element has radio and jamming equipment.

STANDARD: The OPFOR element attempts to disrupt an NCS. 1. Attempts to locate the radio frequency that the unit is operating on. 2. Attempts to enter the radio net. 3. Attempts to issue "bogus" orders to a unit on the net. 4. Jams the radio frequency and forces the unit to go to an alternate frequency.

TASK: Disrupt Defensive Preparations (5-OPFOR-0018)

CONDITION: The opposing forces (OPFOR) element has located the enemy. Priority intelligence requirements (PIR) and other intelligence requirements obtained by OPFOR patrols indicate that the enemy elements are establishing defensive positions. The OPFOR element has automatic and antiarmor weapons and light mortars.

STANDARD: The OPFOR element disrupts and delays the enemy's defensive preparations. 1. Locates and penetrates the enemy's security system. 2. Forces the enemy to delay defensive preparations. 3. Disrupts the enemy's obstacle preparations.

TASK: Disrupt Enemy Movement and Operations Using Tactical Nuclear Weapons (5-OPFOR-0016)

CONDITION: The opposing forces (OPFOR) element has located the enemy. Priority intelligence requirements (PIR) and other intelligence requirements have been obtained by OPFOR patrols. Tactical nuclear weapons are employed against key locations in the rear area.

STANDARD: The OPFOR element disrupts enemy movement and operations. 1. Disrupts or delays the movement of the enemy's equipment and supplies to the forward areas. 2. Destroys enemy equipment and supplies. 3. Inflicts a high rate of nuclear casualties among the enemy forces. 4. Denies the enemy the use of specified areas. 5. Contaminates the enemy's equipment and supplies.

TASK: Disrupt Quartering Party Operations (5-OPFOR-0017)

CONDITION: The enemy is conducting quartering party operations. It has established an assembly area (AA) but has not moved in the main body.

STANDARD: The opposing forces (OPFOR) element attempts to disrupt quartering party operations and infiltrate the enemy's AA. 1. Locates the quartering party and the AA. 2. Surprises the main body. 3. Penetrates the AA with squad-size probes. 4. Inflicts personnel casualties and vehicle damage. 5. Disrupts the unit's preparations (prevents or delays beyond the unit's allotted time).

TASK: Disrupt Enemy Movement and Operations Using Persistent and Nonpersistent Chemical Weapons (5-OPFOR-0015)

CONDITION: The opposing forces (OPFOR) element has located the enemy. Priority intelligence requirements (PIR) and other intelligence requirements have been obtained by OPFOR patrols. The OPFOR units deliver chemical agents, by means of conventional artillery weapons or aircraft, along selected supply routes and key bases in the rear area.

STANDARD: The OPFOR element disrupts enemy movement and operations using persistent and nonpersistent chemical weapons. 1. Delivers chemical agents in low and densely wooded areas. 2. Delays the movement of enemy supplies and equipment to the forward areas. 3. Restricts the movement of the enemy units in the rear area. 4. Channels the movement of enemy units into predesignated ambush areas. 5. Contaminates enemy supplies and equipment. 6. Inflicts a high rate of casualties on enemy forces.

TASK: Disrupt Movement (5-OPFOR-0014)

CONDITION: The enemy is expected to move through the opposing forces (OPFOR) element's area of operations. The OPFOR element has received an operation order (OPORD) or fragmentary order (FRAGO) to disrupt enemy movement. The enemy has the capability to defend with direct fire and antiarmor weapons.

STANDARD: The OPFOR element delays enemy movement. 1. Delays the element. 2. Forces the element to deviate from its route. 3. Prevents the element from reaching its destination. 4. Surprises the element's main body.

TASK: Counter Passage of Lines (5-OPFOR-0012)

CONDITION: Enemy forces are in defensive positions, but they are expected to attempt passage-of-lines operations. The opposing forces (OPFOR) received orders to disrupt enemy passage-of-lines operations.

STANDARD: The OPFOR element delays or prevents enemy passage of lines. 1. Delays the passage. 2. Prevents the company from moving all personnel through the stationary unit. 3. Engages the main body of either the moving or the stationary unit.

TASK: Disrupt Assembly Area (AA) Activities (5-OPFOR-0013)

CONDITION: Intelligence reports indicate that platoon- and company-size enemy units are operating in the opposing forces (OPFOR) area of operations. Enemy units can defend from AAs with direct fire, antiarmor weapons, and indirect fire. The enemy has close air support (CAS) and nuclear, biological, and chemical (NBC) capabilities.

STANDARD: The OPFOR element locates and disrupts the enemy's AA activities. 1. Locates the element's AA. 2. Probes the AA with squad- or team-size elements. 3. Inflicts more than 5 percent casualties on the element. 4. Disrupts the element's preparations (prevents or delays beyond the element's allotted time).

TASK: Attack (5-OPFOR-0001)

CONDITION: The opposing forces (OPFOR) element has located the enemy. The priority intelligence requirements (PIR) and other intelligence requirements have been obtained by OPFOR patrols. The OPFOR element has automatic and antiarmor weapons and light mortars.

STANDARD: The OPFOR element attempts to seize the terrain, vehicles, or equipment. 1. Develops an attack plan. 2. Surprises the enemy unit's main body. 3. Initiates the attack using a scheme of maneuver that exploits the enemy's flanks, gaps, and weaknesses. 4. Uses covered and concealed routes to approach the enemy forces' flanks, gaps, or weakly held areas. 5. Employs indirect fire to support the attack. 6. Penetrates enemy defenses. 7. Destroys equipment and supplies. 8. Inflicts heavy casualties. 9. Isolates the combat service support (CSS) base by blocking reinforcements. 10. Forces enemy units to displace. 11. Avoids being fixed in one position. 12. Withdraws before the CSS base is reinforced with tactical combat forces.

TASK: Conduct Air Attacks (5-OPFOR-0002)

CONDITION: The opposing forces (OPFOR) element in the rear area has forwarded the positions of the enemy support sites or the locations of moving elements. The OPFOR aircraft have been dispatched to attack enemy installations or convoys.

STANDARD: The OPFOR element attempts to delay, disrupt, or damage the enemy targets by air. 1. Locates the target (support sites or convoys). 2. Makes attack runs on the designated targets. 3. Inflicts heavy damage to the selected target. 4. Sustains no loss of aircraft. 5. Delays moving the force for more than one hour.

- ELEMENTS:** Company Headquarters
 Three Combat Support Element Platoon Headquarters
 Three Earthmoving Sections
 Three Dump Truck Sections
 Three Equipment Sections
 Company
 Maintenance Section
 Horizontal Construction Platoon
 Embankment Squad
 Grading and Compact Squad
 Excavation Squad
 Two General Construction Platoons
 Six General Construction Squads

TASK: Maintain Operations Security (OPSEC) (71-2-0332.05-T01A)
 (AR 530-1) (AR 380-5) (FM 24-33)
 (FM 24-35) (FM 24-35-1) (FM 3-19.30)
 (FM 34-60)

ITERATION: 1 2 3 4 5 M (Circle)

COMMANDER/LEADER ASSESSMENT: T P U (Circle)

CONDITIONS: The element is operating where the enemy can detect it. The enemy can employ electronic warfare (EW) measures and air and ground reconnaissance elements. It can also use the local populace and enemy intelligence agencies. Some iterations of this task should be performed in MOPP4.

TASK STANDARDS: The element prevents the enemy from learning its strength, dispositions, intentions, and any essential elements of friendly information (EEFI) or surprising its main body. The time required to perform this task is increased when conducting it in mission-oriented protection posture (MOPP) 4.

TASK STEPS AND PERFORMANCE MEASURES	GO	NO-GO
* 1. Leaders check or perform information security measures. <ul style="list-style-type: none"> a. Disseminated the information on a need-to-know basis. b. Prohibited fraternization with civilians, as applicable. c. Conducted alerts, deployment preparations, and loading operations to minimize detection. d. Ensured that maps contained only the minimum-essential information. e. Conducted inspections and gave briefings to ensure that personnel did not carry any details of military activities in their personal materials, such as letters, diaries, notes, drawings, sketches, or photographs. f. Sanitized all planning areas and positions before departure. 2. The element performs camouflage discipline. <ul style="list-style-type: none"> a. Used natural concealment and camouflage materials, whenever possible, to prevent ground or air observation. b. Moved on covered and concealed routes. c. Covered all reflective surfaces and unit markings with nonreflective material, such as cloth, mud, or a camouflage stick. d. Covered or removed all vehicle markings. 3. The element camouflages individual positions and equipment to prevent detection from 35 meters or greater and camouflages vehicles to prevent detection from 100 meters or greater.		

TASK STEPS AND PERFORMANCE MEASURES	GO	NO-GO
<p>a. Ensured that the foliage was not stripped near the unit's position.</p> <p>b. Camouflaged earth berms.</p> <p>c. Ensured that the camouflage nets were properly erected.</p> <p>d. Avoided crossing near footpaths, trails, and roads.</p> <p>e. Erased any tracks leading into the positions.</p> <p>f. Ensured that vehicles that were parked in the shadows were moved as the shadows shifted.</p> <p>g. Replaced and replenished the camouflage, as needed.</p> <p>h. Avoided movement in the area to prevent ground and air detection.</p> <p>4. The element employs and the company's net control station (NCS) enforces communications security (COMSEC).</p> <p>a. Enforced signal operation instructions (SOI) and signal supplemental instructions (SSI) procedures, such as challenges, authentications decoding, and call signs and frequencies and ensured that the monitored traffic did not reveal information to the enemy.</p> <p>b. Employed approved radiotelephone operator (RATELO) procedures.</p> <p>c. Followed COMSEC procedures, such as keeping transmissions short, using the lowest possible power settings, using directional antennas, changing transmission patterns, and maintaining radio silence.</p> <p>d. Followed procedures for operations during jamming.</p> <p>e. Made maximum use of the messenger and wire service.</p> <p>f. Used visual signals according to the unit's standing operating procedure (SOP).</p> <p>5. The element employs physical security measures.</p> <p>a. Employed observation posts (OPs).</p> <p>b. Employed counterreconnaissance patrols.</p> <p>c. Followed stand-to procedures.</p> <p>d. Employed mines and obstacles, when permitted.</p> <p>e. Tied in with adjacent units for coordination and fire.</p> <p>f. Used the challenge and password.</p> <p>g. Limited access into the unit's area.</p> <p>h. Safeguarded weapons, ammunition, sensitive items, and classified documents.</p> <p>i. Picked up litter.</p> <p>j. Employed air guards.</p> <p>* 6. All leaders enforce noise and light discipline.</p>		

TASK PERFORMANCE / EVALUATION SUMMARY BLOCK							
ITERATION	1	2	3	4	5	M	TOTAL
TOTAL TASK STEPS EVALUATED							
TOTAL TASK STEPS "GO"							
TRAINING STATUS "GO"/"NO-GO"							

"*" indicates a leader task step.

SUPPORTING INDIVIDUAL TASKS

Task Number	Task Title	References
071-325-4425	Employ an M18A1Claymore Mine	STP 21-1-SMCT
071-325-4426	Recover an M18A1Claymore Mine	STP 21-1-SMCT

SUPPORTING INDIVIDUAL TASKS

Task Number	Task Title	References
071-331-0801	Challenge Persons Entering Your Area	STP 21-1-SMCT
071-331-0815	Practice Noise, Light, and Litter Discipline	STP 21-1-SMCT

SUPPORTING COLLECTIVE TASKS: NONE**OPFOR TASKS AND STANDARDS**

TASK: Surrender to the Capturing Unit on the Battlefield (5-OPFOR-0024)

CONDITION: The enemy has captured the opposing forces (OPFOR) element's soldiers, documents, and equipment sensitive to the OPFOR tactical operations.

STANDARD: The OPFOR soldiers retain or destroy documents and equipment. The OPFOR element surrenders documents and equipment of no tactical use to the enemy and attempts to conceal or destroy items of tactical value. The OPFOR element attempts escape and evasion. 1. Prevents the successful capture of documents and equipment. 2. Destroys documents and equipment. 3. Removes identifying markings from equipment. 4. Removes unit-identifying insignia. 5. Provides misleading information. 6. Plans an escape. 7. Delays movement to the nearest collection point. 8. Prevents safeguarding of enemy prisoners of war (EPWs) in order to cause embarrassment to the United States (US).

TASK: Disrupt a Route Reconnaissance (5-OPFOR-0021)

CONDITION: The enemy is conducting a route reconnaissance. The opposing forces (OPFOR) element is positioned along the enemy's route.

STANDARD: The OPFOR element attempts to disrupt a squad/section conducting a route reconnaissance. 1. Prevents the unit from meeting its specified time schedule. 2. Forces the unit to deviate from its specified route. 3. Prevents the unit from reaching its assigned destination. 4. Surprises the squad/section. 5. Inflicts casualties on the unit.

TASK: Conduct an Attack (5-OPFOR-0008)

CONDITION: The enemy is conducting tactical operations. The opposing forces (OPFOR) element receives orders to attack the enemy, the area of occupation, or the main supply route (MSR) with smoke.

STANDARD: The OPFOR element disrupts the enemy's movement and smoke operations. 1. Determines the delivery method of the smoke attack. 2. Locates the target. 3. Delivers the smoke attack downwind. 4. Attacks the enemy with smoke, and surge attacks when the enemy responds to the smoke.

TASK: Conduct a Raid (5-OPFOR-0004)

CONDITION: The opposing forces (OPFOR) element has occupied an objective rally point and has orders to conduct a raid on a combat service support (CSS) base.

STANDARD: The OPFOR element infiltrates the enemy's base and destroys all of the targets. 1. Surprises the enemy forces. 2. Assaults the support base and accomplishes the assigned tasks. 3. Destroys the specified equipment and supplies. 4. Avoids being decisively engaged. 5. Withdraws all personnel from the objective areas within the time prescribed. 6. Obtains all priority intelligence requirements (PIR) from the raid site. 7. Sustains only light casualties from enemy fire.

TASK: Conduct an Aerial Reconnaissance (5-OPFOR-0010)

CONDITION: The opposing forces (OPFOR) headquarters (HQ) element requires intelligence on the locations and identification of enemy elements. An aircraft is dispatched to take photographs and make a visual inspection of the enemy rear area.

STANDARD: The OPFOR element gathers photograph intelligence of the enemy. 1. Photographs the assigned sectors. 2. Makes quick visual checks where the ceiling is low. 3. Locates enemy positions in the area, particularly support and storage bases, and command and control (C2) facilities. 4. Sustains no loss of aircraft. 5. Reports priority intelligence requirements (PIR) and other information requirements to the OPFOR HQ.

TASK: Defeat Obstacles (5-OPFOR-0009)

CONDITION: The opposing forces (OPFOR) element encounters an obstacle that blocks the avenue of approach as it advances upon the enemy forces.

STANDARD: The OPFOR element bypasses or breaches the enemy obstacle. 1. Detects the obstacle before halting its main body. 2. Defeats the obstacle. a. Bypasses the obstacle without entering the engagement areas. b. Breaches the obstacle within 45 minutes and passes its entire force through the obstacle. 3. Does not incur degradation to the point that the mission must be discontinued.

TASK: Disrupt Construction of Vehicle Fighting Positions (5-OPFOR-0020)

CONDITION: The opposing forces (OPFOR) element has located the enemy. The priority intelligence requirements (PIR) and other intelligence obtained by OPFOR patrols indicate the enemy is constructing vehicle fighting positions within its defensive area. The OPFOR element has automatic and antiarmor weapons and light mortars.

STANDARD: The OPFOR element attempts to disrupt the enemy's efforts to establish vehicle fighting positions. 1. Locates the defensive area. 2. Surprises the main body. 3. Penetrates the defensive area with squad-size probes. 4. Inflicts casualties on the unit. 5. Destroys vehicles. 6. Disrupts the unit's preparations (prevents or delays beyond the unit's allotted time).

TASK: Disrupt an Engineer Reconnaissance (5-OPFOR-0022)

CONDITION: The enemy is conducting an engineer reconnaissance. The opposing forces (OPFOR) element is positioned along the enemy's route.

STANDARD: The OPFOR element disrupts an engineer reconnaissance. 1. Prevents the unit from meeting its specified time schedule. 2. Forces the unit to deviate from its specified route. 3. Prevents the unit from accomplishing its assigned engineer reconnaissance. 4. Surprises the unit conducting the reconnaissance.

TASK: Defend a Minefield (5-OPFOR-0023)

CONDITION: The enemy is conducting a minefield sweeping operation. The opposing forces (OPFOR) element has a minefield placed in the enemy's path. The minefield is under constant observation and fire.

STANDARD: The OPFOR element defends a minefield against an enemy element conducting a minefield sweeping operation. 1. Prevents the unit from detecting the obstacle. 2. Disrupts the minefield sweeping operation. 3. Prevents the unit from conducting the minefield sweeping operation, prevents the unit from moving all personnel through the breach or delays the completion of the minefield sweeping operation for more than 45 minutes.

TASK: Conduct Terrorist and Saboteur Attacks (5-OPFOR-0005)

CONDITION: The opposing forces (OPFOR) element dispatches small teams into the enemy's rear area to disrupt combat service support (CSS) operations.

STANDARD: The enemy sustains disrupted command and control (C2), destroyed equipment and supplies, and light casualties. 1. Locates rear support bases and C2 facilities. 2. Delays and disrupts CSS operations through probes. 3. Infiltrates CSS bases to conduct sabotage and terrorist activities. 4. Inflicts light casualties. 5. Destroys supplies and equipment.

TASK: Conduct Sniper Operations (5-OPFOR-0006)

CONDITION: The opposing forces (OPFOR) element has assigned snipers (regular or irregular elements) in the enemy's rear area along the main supply route (MSR) and near support sites.

STANDARD: The OPFOR element kills or wounds targets. 1. Sets up a well-concealed location. 2. Engages vehicle drivers or personnel on foot with short bursts of semiautomatic fire. 3. Kills or wounds selected targets. 4. Prevents the position from being discovered by enemy forces. 5. Evacuates the area without being spotted. 6. Reports all specified priority intelligence requirements (PIR) and other intelligence requirements to the OPFOR headquarters (HQ).

TASK: Maintain Contact (5-OPFOR-0003)

CONDITION: The opposing forces (OPFOR) element is engaged with enemy base defense forces. The enemy forces are withdrawing under pressure.

STANDARD: The OPFOR element maintains enemy contact while the enemy withdraws. 1. Engages the enemy forces decisively. 2. Advances the OPFOR as the enemy forces withdraw. 3. Inflicts heavy casualties. 4. Captures the members of the enemy force. 5. Captures documents and equipment. 6. Safeguards captured documents, equipment, and personnel.

TASK: Conduct an Ambush (5-OPFOR-0007)

CONDITION: The enemy is moving in a convoy. The opposing forces (OPFOR) element is positioned along the enemy's route.

STANDARD: The OPFOR element inflicts casualties on the enemy and causes vehicle and equipment damage. 1. Prepares an ambush site before the element arrives. 2. Surprises march element forces. 3. Inflicts heavy casualties within the designated kill zone. 4. Inflicts heavy damage to vehicles and equipment within the designated kill zone. 5. Delays the march element from reaching a specified destination for a specified period of time. 6. Withdraws on order. 7. Sustains no casualties. 8. Reports actions to superiors.

TASK: Disrupt a Net Control Station (NCS) (5-OPFOR-0019)

CONDITION: The enemy has established a NCS. The opposing forces (OPFOR) element has radio and jamming equipment.

STANDARD: The OPFOR element attempts to disrupt an NCS. 1. Attempts to locate the radio frequency that the unit is operating on. 2. Attempts to enter the radio net. 3. Attempts to issue "bogus" orders to a unit on the net. 4. Jams the radio frequency and forces the unit to go to an alternate frequency.

TASK: Disrupt Defensive Preparations (5-OPFOR-0018)

CONDITION: The opposing forces (OPFOR) element has located the enemy. Priority intelligence requirements (PIR) and other intelligence requirements obtained by OPFOR patrols indicate that the enemy elements are establishing defensive positions. The OPFOR element has automatic and antiarmor weapons and light mortars.

STANDARD: The OPFOR element disrupts and delays the enemy's defensive preparations. 1. Locates and penetrates the enemy's security system. 2. Forces the enemy to delay defensive preparations. 3. Disrupts the enemy's obstacle preparations.

TASK: Disrupt Enemy Movement and Operations Using Tactical Nuclear Weapons (5-OPFOR-0016)

CONDITION: The opposing forces (OPFOR) element has located the enemy. Priority intelligence requirements (PIR) and other intelligence requirements have been obtained by OPFOR patrols. Tactical nuclear weapons are employed against key locations in the rear area.

STANDARD: The OPFOR element disrupts enemy movement and operations. 1. Disrupts or delays the movement of the enemy's equipment and supplies to the forward areas. 2. Destroys enemy equipment and supplies. 3. Inflicts a high rate of nuclear casualties among the enemy forces. 4. Denies the enemy the use of specified areas. 5. Contaminates the enemy's equipment and supplies.

TASK: Disrupt Quartering Party Operations (5-OPFOR-0017)

CONDITION: The enemy is conducting quartering party operations. It has established an assembly area (AA) but has not moved in the main body.

STANDARD: The opposing forces (OPFOR) element attempts to disrupt quartering party operations and infiltrate the enemy's AA. 1. Locates the quartering party and the AA. 2. Surprises the main body. 3. Penetrates the AA with squad-size probes. 4. Inflicts personnel casualties and vehicle damage. 5. Disrupts the unit's preparations (prevents or delays beyond the unit's allotted time).

TASK: Disrupt Enemy Movement and Operations Using Persistent and Nonpersistent Chemical Weapons (5-OPFOR-0015)

CONDITION: The opposing forces (OPFOR) element has located the enemy. Priority intelligence requirements (PIR) and other intelligence requirements have been obtained by OPFOR patrols. The OPFOR units deliver chemical agents, by means of conventional artillery weapons or aircraft, along selected supply routes and key bases in the rear area.

STANDARD: The OPFOR element disrupts enemy movement and operations using persistent and nonpersistent chemical weapons. 1. Delivers chemical agents in low and densely wooded areas. 2. Delays the movement of enemy supplies and equipment to the forward areas. 3. Restricts the movement of the enemy units in the rear area. 4. Channels the movement of enemy units into predesignated ambush areas. 5. Contaminates enemy supplies and equipment. 6. Inflicts a high rate of casualties on enemy forces.

TASK: Disrupt Movement (5-OPFOR-0014)

CONDITION: The enemy is expected to move through the opposing forces (OPFOR) element's area of operations. The OPFOR element has received an operation order (OPORD) or fragmentary order (FRAGO) to disrupt enemy movement. The enemy has the capability to defend with direct fire and antiarmor weapons.

STANDARD: The OPFOR element delays enemy movement. 1. Delays the element. 2. Forces the element to deviate from its route. 3. Prevents the element from reaching its destination. 4. Surprises the element's main body.

TASK: Counter Passage of Lines (5-OPFOR-0012)

CONDITION: Enemy forces are in defensive positions, but they are expected to attempt passage-of-lines operations. The opposing forces (OPFOR) received orders to disrupt enemy passage-of-lines operations.

STANDARD: The OPFOR element delays or prevents enemy passage of lines. 1. Delays the passage. 2. Prevents the company from moving all personnel through the stationary unit. 3. Engages the main body of either the moving or the stationary unit.

TASK: Disrupt Assembly Area (AA) Activities (5-OPFOR-0013)

CONDITION: Intelligence reports indicate that platoon- and company-size enemy units are operating in the opposing forces (OPFOR) area of operations. Enemy units can defend from AAs with direct fire, antiarmor weapons, and indirect fire. The enemy has close air support (CAS) and nuclear, biological, and chemical (NBC) capabilities.

STANDARD: The OPFOR element locates and disrupts the enemy's AA activities. 1. Locates the element's AA. 2. Probes the AA with squad- or team-size elements. 3. Inflicts more than 5 percent casualties on the element. 4. Disrupts the element's preparations (prevents or delays beyond the element's allotted time).

TASK: Attack (5-OPFOR-0001)

CONDITION: The opposing forces (OPFOR) element has located the enemy. The priority intelligence requirements (PIR) and other intelligence requirements have been obtained by OPFOR patrols. The OPFOR element has automatic and antiarmor weapons and light mortars.

STANDARD: The OPFOR element attempts to seize the terrain, vehicles, or equipment. 1. Develops an attack plan. 2. Surprises the enemy unit's main body. 3. Initiates the attack using a scheme of maneuver that exploits the enemy's flanks, gaps, and weaknesses. 4. Uses covered and concealed routes to approach the enemy forces' flanks, gaps, or weakly held areas. 5. Employs indirect fire to support the attack. 6. Penetrates enemy defenses. 7. Destroys equipment and supplies. 8. Inflicts heavy casualties. 9. Isolates the combat service support (CSS) base by blocking reinforcements. 10. Forces enemy units to displace. 11. Avoids being fixed in one position. 12. Withdraws before the CSS base is reinforced with tactical combat forces.

TASK: Conduct Air Attacks (5-OPFOR-0002)

CONDITION: The opposing forces (OPFOR) element in the rear area has forwarded the positions of the enemy support sites or the locations of moving elements. The OPFOR aircraft have been dispatched to attack enemy installations or convoys.

STANDARD: The OPFOR element attempts to delay, disrupt, or damage the enemy targets by air. 1. Locates the target (support sites or convoys). 2. Makes attack runs on the designated targets. 3. Inflicts heavy damage to the selected target. 4. Sustains no loss of aircraft. 5. Delays moving the force for more than one hour.

- ELEMENTS:** Company
 Company Headquarters
 Maintenance Section
 Horizontal Construction Platoon
 Embankment Squad
 Grading and Compact Squad
 Excavation Squad
 Two General Construction Platoons
 Six General Construction Squads

TASK: React to Indirect Fire (07-1-1923.05-T01A)
 (FM 7-7) (FM 7-10) (FM 7-7J)
 (FM 7-8)

ITERATION: 1 2 3 4 5 M (Circle)

COMMANDER/LEADER ASSESSMENT: T P U (Circle)

CONDITIONS: The element is moving, halted, or occupying a defensive position. Any member of the platoon gives the alert, "Incoming!" or a round impacts on or near their location. Some iterations of this task should be performed in MOPP4.

TASK STANDARDS: Within 2 seconds of the alert, the leader designates the direction and the distance to move. The platoon moves to the specified location. The time required to perform this task is increased when conducting it in mission-oriented protection posture (MOPP) 4.

TASK STEPS AND PERFORMANCE MEASURES	GO	NO-GO
<ol style="list-style-type: none"> 1. The element reacts to indirect fire while moving mounted. <ol style="list-style-type: none"> a. The element leader gave the direction and distance to move; for example, "3 o'clock, 200 meters." b. Vehicle commanders repeated the "Incoming!" alert to squad personnel. <ol style="list-style-type: none"> (1) Personnel closed all hatches. (2) Drivers moved rapidly out of the impact area in the direction ordered by the leader. 2. The element reacts to indirect fire while moving dismounted. <ol style="list-style-type: none"> a. Ensured that if vehicles with mounted weapons were available, the vehicles-- <ol style="list-style-type: none"> (1) Halted as close as possible to the dismounted team, allowing personnel to mount. (2) Moved rapidly out of the impact area in the direction ordered by the squad leader. b. Ensured that if vehicles were not available, dismounted personnel kept low and ran out of the impact area in the direction and at the distance ordered by the squad leader. 3. The element reacts to indirect fire when in a defensive position. <ol style="list-style-type: none"> a. Moved the vehicles immediately out of the impact area to alternate positions. b. Protected personnel by having each one go under the overhead cover of their fighting positions, if dismounted. 4. Element members move to designated rally points according to the element's operation order (OPORD). 		

TASK STEPS AND PERFORMANCE MEASURES	GO	NO-GO
5. The element establishes immediate security at the designated rally point. 6. The element consolidates and reorganizes. * 7. The element leader submits a shelling report (SHELREP) or a mortar bombing report (MORTREP) to higher headquarters (HQ). NOTE: Digital units send the SHELREP using frequency-modulated (FM) or digital means or the Force XXI Battle Command Brigade and Below (FBCB2) System according to the unit's tactical standing operating procedure (TACSOP).		

TASK PERFORMANCE / EVALUATION SUMMARY BLOCK							
ITERATION	1	2	3	4	5	M	TOTAL
TOTAL TASK STEPS EVALUATED							
TOTAL TASK STEPS "GO"							
TRAINING STATUS "GO"/"NO-GO"							

"*" indicates a leader task step.

SUPPORTING INDIVIDUAL TASKS: NONE

SUPPORTING COLLECTIVE TASKS

Task Number	Task Title	References
05-2-1218	Conduct Report Procedures	ARTEP 5-026-34-MTP ARTEP 5-027-10-MTP ARTEP 5-053-11-MTP ARTEP 5-053-12-MTP ARTEP 5-053-35-MTP ARTEP 5-063-10-MTP ARTEP 5-063-11-MTP ARTEP 5-063-35-MTP ARTEP 5-113-11-MTP ARTEP 5-113-12-MTP ARTEP 5-113-35-MTP ARTEP 5-156-34-MTP ARTEP 5-157-10-MTP ARTEP 5-216-34-MTP ARTEP 5-217-10-MTP ARTEP 5-335-60-MTP ARTEP 5-335-65-MTP ARTEP 5-337-10-MTP ARTEP 5-337-35-MTP ARTEP 5-423-11-MTP ARTEP 5-424-35-MTP ARTEP 5-426-34-MTP ARTEP 5-427-10-MTP ARTEP 5-434-35-MTP ARTEP 5-435-67-MTP ARTEP 5-437-10-MTP ARTEP 5-437-11-MTP

SUPPORTING COLLECTIVE TASKS

Task Number	Task Title	References
		ARTEP 5-437-36-MTP
		ARTEP 5-437-38-MTP
		ARTEP 5-446-34-MTP
		ARTEP 5-446-36-MTP
		ARTEP 5-447-10-MTP
		ARTEP 5-447-11-MTP
		ARTEP 5-463-10-MTP
		ARTEP 5-463-12-MTP
		ARTEP 5-463-15-MTP
		ARTEP 5-463-17-MTP
		ARTEP 5-603-35-MTP

OPFOR TASKS AND STANDARDS

TASK: Disrupt Enemy Movement and Operations Using Persistent and Nonpersistent Chemical Weapons (5-OPFOR-0015)

CONDITION: The opposing forces (OPFOR) element has located the enemy. Priority intelligence requirements (PIR) and other intelligence requirements have been obtained by OPFOR patrols. The OPFOR units deliver chemical agents, by means of conventional artillery weapons or aircraft, along selected supply routes and key bases in the rear area.

STANDARD: The OPFOR element disrupts enemy movement and operations using persistent and nonpersistent chemical weapons. 1. Delivers chemical agents in low and densely wooded areas. 2. Delays the movement of enemy supplies and equipment to the forward areas. 3. Restricts the movement of the enemy units in the rear area. 4. Channels the movement of enemy units into predesignated ambush areas. 5. Contaminates enemy supplies and equipment. 6. Inflicts a high rate of casualties on enemy forces.

TASK: Disrupt a Route Reconnaissance (5-OPFOR-0021)

CONDITION: The enemy is conducting a route reconnaissance. The opposing forces (OPFOR) element is positioned along the enemy's route.

STANDARD: The OPFOR element attempts to disrupt a squad/section conducting a route reconnaissance. 1. Prevents the unit from meeting its specified time schedule. 2. Forces the unit to deviate from its specified route. 3. Prevents the unit from reaching its assigned destination. 4. Surprises the squad/section. 5. Inflicts casualties on the unit.

TASK: Conduct a Raid (5-OPFOR-0004)

CONDITION: The opposing forces (OPFOR) element has occupied an objective rally point and has orders to conduct a raid on a combat service support (CSS) base.

STANDARD: The OPFOR element infiltrates the enemy's base and destroys all of the targets. 1. Surprises the enemy forces. 2. Assaults the support base and accomplishes the assigned tasks. 3. Destroys the specified equipment and supplies. 4. Avoids being decisively engaged. 5. Withdraws all personnel from the objective areas within the time prescribed. 6. Obtains all priority intelligence requirements (PIR) from the raid site. 7. Sustains only light casualties from enemy fire.

TASK: Conduct an Aerial Reconnaissance (5-OPFOR-0010)

CONDITION: The opposing forces (OPFOR) headquarters (HQ) element requires intelligence on the locations and identification of enemy elements. An aircraft is dispatched to take photographs and make a visual inspection of the enemy rear area.

STANDARD: The OPFOR element gathers photograph intelligence of the enemy. 1. Photographs the assigned sectors. 2. Makes quick visual checks where the ceiling is low. 3. Locates enemy positions in the area, particularly support and storage bases, and command and control (C2) facilities. 4. Sustains no loss of aircraft. 5. Reports priority intelligence requirements (PIR) and other information requirements to the OPFOR HQ.

TASK: Defeat Obstacles (5-OPFOR-0009)

CONDITION: The opposing forces (OPFOR) element encounters an obstacle that blocks the avenue of approach as it advances upon the enemy forces.

STANDARD: The OPFOR element bypasses or breaches the enemy obstacle. 1. Detects the obstacle before halting its main body. 2. Defeats the obstacle. a. Bypasses the obstacle without entering the engagement areas. b. Breaches the obstacle within 45 minutes and passes its entire force through the obstacle. 3. Does not incur degradation to the point that the mission must be discontinued.

TASK: Conduct an Attack (5-OPFOR-0008)

CONDITION: The enemy is conducting tactical operations. The opposing forces (OPFOR) element receives orders to attack the enemy, the area of occupation, or the main supply route (MSR) with smoke.

STANDARD: The OPFOR element disrupts the enemy's movement and smoke operations. 1. Determines the delivery method of the smoke attack. 2. Locates the target. 3. Delivers the smoke attack downwind. 4. Attacks the enemy with smoke, and surge attacks when the enemy responds to the smoke.

TASK: Disrupt Construction of Vehicle Fighting Positions (5-OPFOR-0020)

CONDITION: The opposing forces (OPFOR) element has located the enemy. The priority intelligence requirements (PIR) and other intelligence obtained by OPFOR patrols indicate the enemy is constructing vehicle fighting positions within its defensive area. The OPFOR element has automatic and antiarmor weapons and light mortars.

STANDARD: The OPFOR element attempts to disrupt the enemy's efforts to establish vehicle fighting positions. 1. Locates the defensive area. 2. Surprises the main body. 3. Penetrates the defensive area with squad-size probes. 4. Inflicts casualties on the unit. 5. Destroys vehicles. 6. Disrupts the unit's preparations (prevents or delays beyond the unit's allotted time).

TASK: Disrupt an Engineer Reconnaissance (5-OPFOR-0022)

CONDITION: The enemy is conducting an engineer reconnaissance. The opposing forces (OPFOR) element is positioned along the enemy's route.

STANDARD: The OPFOR element disrupts an engineer reconnaissance. 1. Prevents the unit from meeting its specified time schedule. 2. Forces the unit to deviate from its specified route. 3. Prevents the unit from accomplishing its assigned engineer reconnaissance. 4. Surprises the unit conducting the reconnaissance.

TASK: Conduct Terrorist and Saboteur Attacks (5-OPFOR-0005)

CONDITION: The opposing forces (OPFOR) element dispatches small teams into the enemy's rear area to disrupt combat service support (CSS) operations.

STANDARD: The enemy sustains disrupted command and control (C2), destroyed equipment and supplies, and light casualties. 1. Locates rear support bases and C2 facilities. 2. Delays and disrupts CSS operations through probes. 3. Infiltrates CSS bases to conduct sabotage and terrorist activities. 4. Inflicts light casualties. 5. Destroys supplies and equipment.

TASK: Defend a Minefield (5-OPFOR-0023)

CONDITION: The enemy is conducting a minefield sweeping operation. The opposing forces (OPFOR) element has a minefield placed in the enemy's path. The minefield is under constant observation and fire.

STANDARD: The OPFOR element defends a minefield against an enemy element conducting a minefield sweeping operation. 1. Prevents the unit from detecting the obstacle. 2. Disrupts the minefield sweeping operation. 3. Prevents the unit from conducting the minefield sweeping operation, prevents the unit from moving all personnel through the breach or delays the completion of the minefield sweeping operation for more than 45 minutes.

TASK: Maintain Contact (5-OPFOR-0003)

CONDITION: The opposing forces (OPFOR) element is engaged with enemy base defense forces. The enemy forces are withdrawing under pressure.

STANDARD: The OPFOR element maintains enemy contact while the enemy withdraws. 1. Engages the enemy forces decisively. 2. Advances the OPFOR as the enemy forces withdraw. 3. Inflicts heavy casualties. 4. Captures the members of the enemy force. 5. Captures documents and equipment. 6. Safeguards captured documents, equipment, and personnel.

TASK: Conduct an Ambush (5-OPFOR-0007)

CONDITION: The enemy is moving in a convoy. The opposing forces (OPFOR) element is positioned along the enemy's route.

STANDARD: The OPFOR element inflicts casualties on the enemy and causes vehicle and equipment damage. 1. Prepares an ambush site before the element arrives. 2. Surprises march element forces. 3. Inflicts heavy casualties within the designated kill zone. 4. Inflicts heavy damage to vehicles and equipment within the designated kill zone. 5. Delays the march element from reaching a specified destination for a specified period of time. 6. Withdraws on order. 7. Sustains no casualties. 8. Reports actions to superiors.

TASK: Disrupt a Net Control Station (NCS) (5-OPFOR-0019)

CONDITION: The enemy has established a NCS. The opposing forces (OPFOR) element has radio and jamming equipment.

STANDARD: The OPFOR element attempts to disrupt an NCS. 1. Attempts to locate the radio frequency that the unit is operating on. 2. Attempts to enter the radio net. 3. Attempts to issue "bogus" orders to a unit on the net. 4. Jams the radio frequency and forces the unit to go to an alternate frequency.

TASK: Disrupt Defensive Preparations (5-OPFOR-0018)

CONDITION: The opposing forces (OPFOR) element has located the enemy. Priority intelligence requirements (PIR) and other intelligence requirements obtained by OPFOR patrols indicate that the enemy elements are establishing defensive positions. The OPFOR element has automatic and antiarmor weapons and light mortars.

STANDARD: The OPFOR element disrupts and delays the enemy's defensive preparations. 1. Locates and penetrates the enemy's security system. 2. Forces the enemy to delay defensive preparations. 3. Disrupts the enemy's obstacle preparations.

TASK: Disrupt Enemy Movement and Operations Using Tactical Nuclear Weapons (5-OPFOR-0016)

CONDITION: The opposing forces (OPFOR) element has located the enemy. Priority intelligence requirements (PIR) and other intelligence requirements have been obtained by OPFOR patrols. Tactical nuclear weapons are employed against key locations in the rear area.

STANDARD: The OPFOR element disrupts enemy movement and operations. 1. Disrupts or delays the movement of the enemy's equipment and supplies to the forward areas. 2. Destroys enemy equipment and supplies. 3. Inflicts a high rate of nuclear casualties among the enemy forces. 4. Denies the enemy the use of specified areas. 5. Contaminates the enemy's equipment and supplies.

TASK: Disrupt Quartering Party Operations (5-OPFOR-0017)

CONDITION: The enemy is conducting quartering party operations. It has established an assembly area (AA) but has not moved in the main body.

STANDARD: The opposing forces (OPFOR) element attempts to disrupt quartering party operations and infiltrate the enemy's AA. 1. Locates the quartering party and the AA. 2. Surprises the main body. 3. Penetrates the AA with squad-size probes. 4. Inflicts personnel casualties and vehicle damage. 5. Disrupts the unit's preparations (prevents or delays beyond the unit's allotted time).

TASK: Disrupt Movement (5-OPFOR-0014)

CONDITION: The enemy is expected to move through the opposing forces (OPFOR) element's area of operations. The OPFOR element has received an operation order (OPORD) or fragmentary order (FRAGO) to disrupt enemy movement. The enemy has the capability to defend with direct fire and antiarmor weapons.

STANDARD: The OPFOR element delays enemy movement. 1. Delays the element. 2. Forces the element to deviate from its route. 3. Prevents the element from reaching its destination. 4. Surprises the element's main body.

TASK: Counter Passage of Lines (5-OPFOR-0012)

CONDITION: Enemy forces are in defensive positions, but they are expected to attempt passage-of-lines operations. The opposing forces (OPFOR) received orders to disrupt enemy passage-of-lines operations.

STANDARD: The OPFOR element delays or prevents enemy passage of lines. 1. Delays the passage. 2. Prevents the company from moving all personnel through the stationary unit. 3. Engages the main body of either the moving or the stationary unit.

TASK: Disrupt Assembly Area (AA) Activities (5-OPFOR-0013)

CONDITION: Intelligence reports indicate that platoon- and company-size enemy units are operating in the opposing forces (OPFOR) area of operations. Enemy units can defend from AAs with direct fire, antiarmor weapons, and indirect fire. The enemy has close air support (CAS) and nuclear, biological, and chemical (NBC) capabilities.

STANDARD: The OPFOR element locates and disrupts the enemy's AA activities. 1. Locates the element's AA. 2. Probes the AA with squad- or team-size elements. 3. Inflicts more than 5 percent casualties on the element. 4. Disrupts the element's preparations (prevents or delays beyond the element's allotted time).

TASK: Attack (5-OPFOR-0001)

CONDITION: The opposing forces (OPFOR) element has located the enemy. The priority intelligence requirements (PIR) and other intelligence requirements have been obtained by OPFOR patrols. The OPFOR element has automatic and antiarmor weapons and light mortars.

STANDARD: The OPFOR element attempts to seize the terrain, vehicles, or equipment. 1. Develops an attack plan. 2. Surprises the enemy unit's main body. 3. Initiates the attack using a scheme of maneuver that exploits the enemy's flanks, gaps, and weaknesses. 4. Uses covered and concealed routes to approach the enemy forces' flanks, gaps, or weakly held areas. 5. Employs indirect fire to support the attack. 6. Penetrates enemy defenses. 7. Destroys equipment and supplies. 8. Inflicts heavy casualties. 9. Isolates the combat service support (CSS) base by blocking reinforcements. 10. Forces enemy units to displace. 11. Avoids being fixed in one position. 12. Withdraws before the CSS base is reinforced with tactical combat forces.

TASK: Conduct Sniper Operations (5-OPFOR-0006)

CONDITION: The opposing forces (OPFOR) element has assigned snipers (regular or irregular elements) in the enemy's rear area along the main supply route (MSR) and near support sites.

STANDARD: The OPFOR element kills or wounds targets. 1. Sets up a well-concealed location. 2. Engages vehicle drivers or personnel on foot with short bursts of semiautomatic fire. 3. Kills or wounds selected targets. 4. Prevents the position from being discovered by enemy forces. 5. Evacuates the area without being spotted. 6. Reports all specified priority intelligence requirements (PIR) and other intelligence requirements to the OPFOR headquarters (HQ).

TASK: Surrender to the Capturing Unit on the Battlefield (5-OPFOR-0024)

CONDITION: The enemy has captured the opposing forces (OPFOR) element's soldiers, documents, and equipment sensitive to the OPFOR tactical operations.

STANDARD: The OPFOR soldiers retain or destroy documents and equipment. The OPFOR element surrenders documents and equipment of no tactical use to the enemy and attempts to conceal or destroy items of tactical value. The OPFOR element attempts escape and evasion. 1. Prevents the successful capture of documents and equipment. 2. Destroys documents and equipment. 3. Removes identifying markings from equipment. 4. Removes unit-identifying insignia. 5. Provides misleading information. 6. Plans an escape. 7. Delays movement to the nearest collection point. 8. Prevents safeguarding of enemy prisoners of war (EPWs) in order to cause embarrassment to the United States (US).

TASK: Conduct Air Attacks (5-OPFOR-0002)

CONDITION: The opposing forces (OPFOR) element in the rear area has forwarded the positions of the enemy support sites or the locations of moving elements. The OPFOR aircraft have been dispatched to attack enemy installations or convoys.

STANDARD: The OPFOR element attempts to delay, disrupt, or damage the enemy targets by air. 1. Locates the target (support sites or convoys). 2. Makes attack runs on the designated targets. 3. Inflicts heavy damage to the selected target. 4. Sustains no loss of aircraft. 5. Delays moving the force for more than one hour.

ELEMENTS: Company Headquarters
 Maintenance Section
 Horizontal Construction Platoon
 Two General Construction Platoons

TASK: Occupy an Assembly Area (AA) (07-2-1136.05-T02A)
 (FM 7-10) (FM 24-19) (FM 24-35)
 (FM 24-35-1) (FM 7-7) (FM 7-8)
 (TC 24-20)

ITERATION: 1 2 3 4 5 M (Circle)

COMMANDER/LEADER ASSESSMENT: T P U (Circle)

CONDITIONS: The element has been given the order to move and occupy an AA in preparation for combat operations. Digital units have performed functionality checks, and systems are operational. The enemy has the capability to attack with indirect fire, combined-arms support, and platoon-size elements. Some iterations of this task should be performed in MOPP4.

TASK STANDARDS: The quartering party completes AA preparations and guides the element's main body into its respective positions no later than the time specified in the operation order (OPORD). Digital units send and receive reports using frequency-modulated (FM) or digital means. Movement into the AA is uninterrupted; elements are not held up outside the AA. The enemy does not surprise the element's main body. The time required to perform this task is increased when conducting it in mission-oriented protection posture (MOPP) 4.

TASK STEPS AND PERFORMANCE MEASURES	GO	NO-GO
<ul style="list-style-type: none"> * 1. The element leader organizes a quartering party. <ul style="list-style-type: none"> a. Selected personnel. b. Determined the requirement for a combat vehicle and crew, based on transportation and security requirements. c. Determined the essential equipment needed. * 2. The element leader briefs the quartering party. <ul style="list-style-type: none"> a. Identified the location of the AA. b. Gave specific instructions upon arrival at the AA. c. Relayed the time of the main body's arrival at the AA. d. Identified the order of march. e. Relayed the nuclear, biological, and chemical (NBC) conditions. f. Issued a contingency plan in case of enemy contact. g. Established the MOPP level. 3. The quartering party moves along the march route. <ul style="list-style-type: none"> a. Maintained security. b. Reconnoitered the march route from the start point (SP) to the release point (RP) using the digital situational awareness (SA) overlay on the Digital Reconnaissance System (DRS). c. Monitored for NBC contamination. d. Marked obstacles and bypass routes. e. Reported critical information to the quartering-party leader. 4. The quartering party moves into the element's AA and prepares the area for the element's arrival. <ul style="list-style-type: none"> a. Selected and marked the routes from the RP to the new location. b. Selected and posted guides in time to meet the main body. 		

TASK STEPS AND PERFORMANCE MEASURES	GO	NO-GO
<ul style="list-style-type: none"> c. Marked entrances, exits, and internal routes. d. Marked vehicle positions where maximum cover, concealment, and dispersion provided 360-degree security. e. Marked or removed mines and obstacles. f. Organized and posted local security. <p>5. The element occupies the AA.</p> <ul style="list-style-type: none"> a. Moved the covered and concealed quartering-party guides to selected or designated areas without halting. b. Established and maintained local security from air and ground forces. <p>6. The element establishes the AA's perimeter.</p> <ul style="list-style-type: none"> a. Established the priority of work, which may vary by the unit's standing operating procedure (SOP) and the mission, enemy, terrain, troops, time available, and civilian considerations (METT-TC). b. Positioned vehicles and crew-served weapons to cover the sectors of fire. c. Established observation posts (OPs) on the critical avenues of approach. d. Established digital and FM communications between all positions, using wire communications if the time and situation permitted. e. Prepared range cards. f. Constructed individual and crew-served fighting positions. g. Cleared the fields of fire. h. Camouflaged positions. i. Emplaced chemical-agent alarms and early-warning devices. <p>7. The element performs internal AA operations.</p> <ul style="list-style-type: none"> a. Conducted preventive-maintenance checks and services (PMCS) on vehicles and equipment. b. Distributed ammunition, rations, water, supplies, and special equipment. c. Established the personal-hygiene and field sanitation sites. d. Maintained noise, light, and camouflage discipline. e. Instituted a rest plan for element members and leaders. f. Inspected the AA. <p>* 8. The element leader coordinates with the elements on the left and the right as a minimum.</p> <ul style="list-style-type: none"> a. Established responsibility for overlapping enemy avenues of approach between adjacent elements. b. Exchanged information on the OP locations and the elements' signals. c. Coordinated local counterattacks. d. Developed a defensive plan and forwarded it to higher headquarters (HQ). <p>* 9. Leaders develop contingency plans.</p> <ul style="list-style-type: none"> a. Developed an evacuation plan. b. Developed a plan of action on enemy contact. <p>10. The unit conducts rehearsals.</p> <ul style="list-style-type: none"> a. Rehearsed the evacuation plan. b. Rehearsed the plan of action on enemy contact. 		

TASK PERFORMANCE / EVALUATION SUMMARY BLOCK							
ITERATION	1	2	3	4	5	M	TOTAL
TOTAL TASK STEPS EVALUATED							
TOTAL TASK STEPS "GO"							
TRAINING STATUS "GO"/"NO-GO"							

"*" indicates a leader task step.

SUPPORTING INDIVIDUAL TASKS

Task Number	Task Title	References
031-503-3008	Implement Mission-Oriented Protective Posture	STP 21-24-SMCT
071-326-0503	Move Over, Through, or Around Obstacles (Except Minefields)	STP 21-1-SMCT
071-326-0513	Select Temporary Fighting Positions	STP 21-1-SMCT
071-326-0515	Select a Movement Route Using a Map	STP 21-24-SMCT
071-326-5703	Construct Individual Fighting Positions	STP 21-1-SMCT
071-326-5704	Supervise Construction of a Fighting Position	STP 21-24-SMCT
071-326-5705	Establish an Observation Post	STP 21-24-SMCT
071-326-5775	Coordinate with an Adjacent Platoon	STP 21-24-SMCT
071-329-1006	Navigate From One Point on the Ground to Another Point While Dismounted	STP 21-24-SMCT
071-331-0815	Practice Noise, Light, and Litter Discipline	STP 21-1-SMCT
071-331-0852	Clear a Field of Fire	STP 21-1-SMCT

SUPPORTING COLLECTIVE TASKS: NONE

OPFOR TASKS AND STANDARDS

TASK: Surrender to the Capturing Unit on the Battlefield (5-OPFOR-0024)

CONDITION: The enemy has captured the opposing forces (OPFOR) element's soldiers, documents, and equipment sensitive to the OPFOR tactical operations.

STANDARD: The OPFOR soldiers retain or destroy documents and equipment. The OPFOR element surrenders documents and equipment of no tactical use to the enemy and attempts to conceal or destroy items of tactical value. The OPFOR element attempts escape and evasion. 1. Prevents the successful capture of documents and equipment. 2. Destroys documents and equipment. 3. Removes identifying markings from equipment. 4. Removes unit-identifying insignia. 5. Provides misleading information. 6. Plans an escape. 7. Delays movement to the nearest collection point. 8. Prevents safeguarding of enemy prisoners of war (EPWs) in order to cause embarrassment to the United States (US).

TASK: Disrupt a Route Reconnaissance (5-OPFOR-0021)

CONDITION: The enemy is conducting a route reconnaissance. The opposing forces (OPFOR) element is positioned along the enemy's route.

STANDARD: The OPFOR element attempts to disrupt a squad/section conducting a route reconnaissance. 1. Prevents the unit from meeting its specified time schedule. 2. Forces the unit to deviate from its specified route. 3. Prevents the unit from reaching its assigned destination. 4. Surprises the squad/section. 5. Inflicts casualties on the unit.

TASK: Conduct a Raid (5-OPFOR-0004)

CONDITION: The opposing forces (OPFOR) element has occupied an objective rally point and has orders to conduct a raid on a combat service support (CSS) base.

STANDARD: The OPFOR element infiltrates the enemy's base and destroys all of the targets. 1. Surprises the enemy forces. 2. Assaults the support base and accomplishes the assigned tasks. 3. Destroys the specified equipment and supplies. 4. Avoids being decisively engaged. 5. Withdraws all personnel from the objective areas within the time prescribed. 6. Obtains all priority intelligence requirements (PIR) from the raid site. 7. Sustains only light casualties from enemy fire.

TASK: Conduct an Aerial Reconnaissance (5-OPFOR-0010)

CONDITION: The opposing forces (OPFOR) headquarters (HQ) element requires intelligence on the locations and identification of enemy elements. An aircraft is dispatched to take photographs and make a visual inspection of the enemy rear area.

STANDARD: The OPFOR element gathers photograph intelligence of the enemy. 1. Photographs the assigned sectors. 2. Makes quick visual checks where the ceiling is low. 3. Locates enemy positions in the area, particularly support and storage bases, and command and control (C2) facilities. 4. Sustains no loss of aircraft. 5. Reports priority intelligence requirements (PIR) and other information requirements to the OPFOR HQ.

TASK: Defeat Obstacles (5-OPFOR-0009)

CONDITION: The opposing forces (OPFOR) element encounters an obstacle that blocks the avenue of approach as it advances upon the enemy forces.

STANDARD: The OPFOR element bypasses or breaches the enemy obstacle. 1. Detects the obstacle before halting its main body. 2. Defeats the obstacle. a. Bypasses the obstacle without entering the engagement areas. b. Breaches the obstacle within 45 minutes and passes its entire force through the obstacle. 3. Does not incur degradation to the point that the mission must be discontinued.

TASK: Conduct an Attack (5-OPFOR-0008)

CONDITION: The enemy is conducting tactical operations. The opposing forces (OPFOR) element receives orders to attack the enemy, the area of occupation, or the main supply route (MSR) with smoke.

STANDARD: The OPFOR element disrupts the enemy's movement and smoke operations. 1. Determines the delivery method of the smoke attack. 2. Locates the target. 3. Delivers the smoke attack downwind. 4. Attacks the enemy with smoke, and surge attacks when the enemy responds to the smoke.

TASK: Disrupt Construction of Vehicle Fighting Positions (5-OPFOR-0020)

CONDITION: The opposing forces (OPFOR) element has located the enemy. The priority intelligence requirements (PIR) and other intelligence obtained by OPFOR patrols indicate the enemy is constructing vehicle fighting positions within its defensive area. The OPFOR element has automatic and antiarmor weapons and light mortars.

STANDARD: The OPFOR element attempts to disrupt the enemy's efforts to establish vehicle fighting positions. 1. Locates the defensive area. 2. Surprises the main body. 3. Penetrates the defensive area with squad-size probes. 4. Inflicts casualties on the unit. 5. Destroys vehicles. 6. Disrupts the unit's preparations (prevents or delays beyond the unit's allotted time).

TASK: Disrupt an Engineer Reconnaissance (5-OPFOR-0022)

CONDITION: The enemy is conducting an engineer reconnaissance. The opposing forces (OPFOR) element is positioned along the enemy's route.

STANDARD: The OPFOR element disrupts an engineer reconnaissance. 1. Prevents the unit from meeting its specified time schedule. 2. Forces the unit to deviate from its specified route. 3. Prevents the unit from accomplishing its assigned engineer reconnaissance. 4. Surprises the unit conducting the reconnaissance.

TASK: Conduct Terrorist and Saboteur Attacks (5-OPFOR-0005)

CONDITION: The opposing forces (OPFOR) element dispatches small teams into the enemy's rear area to disrupt combat service support (CSS) operations.

STANDARD: The enemy sustains disrupted command and control (C2), destroyed equipment and supplies, and light casualties. 1. Locates rear support bases and C2 facilities. 2. Delays and disrupts CSS operations through probes. 3. Infiltrates CSS bases to conduct sabotage and terrorist activities. 4. Inflicts light casualties. 5. Destroys supplies and equipment.

TASK: Defend a Minefield (5-OPFOR-0023)

CONDITION: The enemy is conducting a minefield sweeping operation. The opposing forces (OPFOR) element has a minefield placed in the enemy's path. The minefield is under constant observation and fire.

STANDARD: The OPFOR element defends a minefield against an enemy element conducting a minefield sweeping operation. 1. Prevents the unit from detecting the obstacle. 2. Disrupts the minefield sweeping operation. 3. Prevents the unit from conducting the minefield sweeping operation, prevents the unit from moving all personnel through the breach or delays the completion of the minefield sweeping operation for more than 45 minutes.

TASK: Maintain Contact (5-OPFOR-0003)

CONDITION: The opposing forces (OPFOR) element is engaged with enemy base defense forces. The enemy forces are withdrawing under pressure.

STANDARD: The OPFOR element maintains enemy contact while the enemy withdraws. 1. Engages the enemy forces decisively. 2. Advances the OPFOR as the enemy forces withdraw. 3. Inflicts heavy casualties. 4. Captures the members of the enemy force. 5. Captures documents and equipment. 6. Safeguards captured documents, equipment, and personnel.

TASK: Conduct an Ambush (5-OPFOR-0007)

CONDITION: The enemy is moving in a convoy. The opposing forces (OPFOR) element is positioned along the enemy's route.

STANDARD: The OPFOR element inflicts casualties on the enemy and causes vehicle and equipment damage. 1. Prepares an ambush site before the element arrives. 2. Surprises march element forces. 3. Inflicts heavy casualties within the designated kill zone. 4. Inflicts heavy damage to vehicles and equipment within the designated kill zone. 5. Delays the march element from reaching a specified destination for a specified period of time. 6. Withdraws on order. 7. Sustains no casualties. 8. Reports actions to superiors.

TASK: Disrupt a Net Control Station (NCS) (5-OPFOR-0019)

CONDITION: The enemy has established a NCS. The opposing forces (OPFOR) element has radio and jamming equipment.

STANDARD: The OPFOR element attempts to disrupt an NCS. 1. Attempts to locate the radio frequency that the unit is operating on. 2. Attempts to enter the radio net. 3. Attempts to issue "bogus" orders to a unit on the net. 4. Jams the radio frequency and forces the unit to go to an alternate frequency.

TASK: Disrupt Defensive Preparations (5-OPFOR-0018)

CONDITION: The opposing forces (OPFOR) element has located the enemy. Priority intelligence requirements (PIR) and other intelligence requirements obtained by OPFOR patrols indicate that the enemy elements are establishing defensive positions. The OPFOR element has automatic and antiarmor weapons and light mortars.

STANDARD: The OPFOR element disrupts and delays the enemy's defensive preparations. 1. Locates and penetrates the enemy's security system. 2. Forces the enemy to delay defensive preparations. 3. Disrupts the enemy's obstacle preparations.

TASK: Disrupt Enemy Movement and Operations Using Tactical Nuclear Weapons (5-OPFOR-0016)

CONDITION: The opposing forces (OPFOR) element has located the enemy. Priority intelligence requirements (PIR) and other intelligence requirements have been obtained by OPFOR patrols. Tactical nuclear weapons are employed against key locations in the rear area.

STANDARD: The OPFOR element disrupts enemy movement and operations. 1. Disrupts or delays the movement of the enemy's equipment and supplies to the forward areas. 2. Destroys enemy equipment and supplies. 3. Inflicts a high rate of nuclear casualties among the enemy forces. 4. Denies the enemy the use of specified areas. 5. Contaminates the enemy's equipment and supplies.

TASK: Disrupt Quartering Party Operations (5-OPFOR-0017)

CONDITION: The enemy is conducting quartering party operations. It has established an assembly area (AA) but has not moved in the main body.

STANDARD: The opposing forces (OPFOR) element attempts to disrupt quartering party operations and infiltrate the enemy's AA. 1. Locates the quartering party and the AA. 2. Surprises the main body. 3. Penetrates the AA with squad-size probes. 4. Inflicts personnel casualties and vehicle damage. 5. Disrupts the unit's preparations (prevents or delays beyond the unit's allotted time).

TASK: Disrupt Enemy Movement and Operations Using Persistent and Nonpersistent Chemical Weapons (5-OPFOR-0015)

CONDITION: The opposing forces (OPFOR) element has located the enemy. Priority intelligence requirements (PIR) and other intelligence requirements have been obtained by OPFOR patrols. The OPFOR units deliver chemical agents, by means of conventional artillery weapons or aircraft, along selected supply routes and key bases in the rear area.

STANDARD: The OPFOR element disrupts enemy movement and operations using persistent and nonpersistent chemical weapons. 1. Delivers chemical agents in low and densely wooded areas. 2. Delays the movement of enemy supplies and equipment to the forward areas. 3. Restricts the movement of the enemy units in the rear area. 4. Channels the movement of enemy units into predesignated ambush areas. 5. Contaminates enemy supplies and equipment. 6. Inflicts a high rate of casualties on enemy forces.

TASK: Disrupt Movement (5-OPFOR-0014)

CONDITION: The enemy is expected to move through the opposing forces (OPFOR) element's area of operations. The OPFOR element has received an operation order (OPORD) or fragmentary order (FRAGO) to disrupt enemy movement. The enemy has the capability to defend with direct fire and antiarmor weapons.

STANDARD: The OPFOR element delays enemy movement. 1. Delays the element. 2. Forces the element to deviate from its route. 3. Prevents the element from reaching its destination. 4. Surprises the element's main body.

TASK: Counter Passage of Lines (5-OPFOR-0012)

CONDITION: Enemy forces are in defensive positions, but they are expected to attempt passage-of-lines operations. The opposing forces (OPFOR) received orders to disrupt enemy passage-of-lines operations.

STANDARD: The OPFOR element delays or prevents enemy passage of lines. 1. Delays the passage. 2. Prevents the company from moving all personnel through the stationary unit. 3. Engages the main body of either the moving or the stationary unit.

TASK: Disrupt Assembly Area (AA) Activities (5-OPFOR-0013)

CONDITION: Intelligence reports indicate that platoon- and company-size enemy units are operating in the opposing forces (OPFOR) area of operations. Enemy units can defend from AAs with direct fire, antiarmor weapons, and indirect fire. The enemy has close air support (CAS) and nuclear, biological, and chemical (NBC) capabilities.

STANDARD: The OPFOR element locates and disrupts the enemy's AA activities. 1. Locates the element's AA. 2. Probes the AA with squad- or team-size elements. 3. Inflicts more than 5 percent casualties on the element. 4. Disrupts the element's preparations (prevents or delays beyond the element's allotted time).

TASK: Attack (5-OPFOR-0001)

CONDITION: The opposing forces (OPFOR) element has located the enemy. The priority intelligence requirements (PIR) and other intelligence requirements have been obtained by OPFOR patrols. The OPFOR element has automatic and antiarmor weapons and light mortars.

STANDARD: The OPFOR element attempts to seize the terrain, vehicles, or equipment. 1. Develops an attack plan. 2. Surprises the enemy unit's main body. 3. Initiates the attack using a scheme of maneuver that exploits the enemy's flanks, gaps, and weaknesses. 4. Uses covered and concealed routes to approach the enemy forces' flanks, gaps, or weakly held areas. 5. Employs indirect fire to support the attack. 6. Penetrates enemy defenses. 7. Destroys equipment and supplies. 8. Inflicts heavy casualties. 9. Isolates the combat service support (CSS) base by blocking reinforcements. 10. Forces enemy units to displace. 11. Avoids being fixed in one position. 12. Withdraws before the CSS base is reinforced with tactical combat forces.

TASK: Conduct Sniper Operations (5-OPFOR-0006)

CONDITION: The opposing forces (OPFOR) element has assigned snipers (regular or irregular elements) in the enemy's rear area along the main supply route (MSR) and near support sites.

STANDARD: The OPFOR element kills or wounds targets. 1. Sets up a well-concealed location. 2. Engages vehicle drivers or personnel on foot with short bursts of semiautomatic fire. 3. Kills or wounds selected targets. 4. Prevents the position from being discovered by enemy forces. 5. Evacuates the area without being spotted. 6. Reports all specified priority intelligence requirements (PIR) and other intelligence requirements to the OPFOR headquarters (HQ).

TASK: Conduct Air Attacks (5-OPFOR-0002)

CONDITION: The opposing forces (OPFOR) element in the rear area has forwarded the positions of the enemy support sites or the locations of moving elements. The OPFOR aircraft have been dispatched to attack enemy installations or convoys.

STANDARD: The OPFOR element attempts to delay, disrupt, or damage the enemy targets by air. 1. Locates the target (support sites or convoys). 2. Makes attack runs on the designated targets. 3. Inflicts heavy damage to the selected target. 4. Sustains no loss of aircraft. 5. Delays moving the force for more than one hour.

ELEMENTS: Company Headquarters
 Maintenance Section
 Horizontal Construction Platoon
 Embankment Squad
 Grading and Compact Squad
 Excavation Squad
 Two General Construction Platoons
 Six General Construction Squads

TASK: Conduct a Convoy (07-2-1301.05-T01A)
 (FM 55-30) (FM 21-16)

ITERATION: 1 2 3 4 5 M (Circle)
COMMANDER/LEADER ASSESSMENT: T P U (Circle)

CONDITIONS: Upon receipt of an operation order (OPORD), the element moves to a new location given in the OPORD and conducts operations at that location. There is a possibility of enemy contact with threat patrols up to platoon and company size. Threat mounted forces have been operating in the area through which the route passes. The company's standing operating procedure (SOP) is available and contains movement readiness levels and current loading plans. The convoy may be conducted during daylight or darkness, including blackout conditions. Radio and visual signals will be used for convoy control. The column may conduct halts. Some iterations of this task should be performed in MOPP4.

TASK STANDARDS: The element conducts the convoy and arrives at its new location by the time specified in the OPORD. The time required to perform this task is increased when conducting it in mission-oriented protection posture (MOPP) 4.

TASK STEPS AND PERFORMANCE MEASURES	GO	NO-GO
<p>* 1. The element commander conducts a map reconnaissance using all available position/navigation (POS/NAV) and terrain analysis capabilities, to include space-based assets.</p> <ul style="list-style-type: none"> a. Indicated the start point (SP). b. Identified locations of friendly units. c. Pointed out potential ambush sites. d. Identified checkpoints (CPs). e. Pointed out sites to be used for scheduled halts. f. Indicated the release point (RP). <p>2. The reconnaissance party conducts a route reconnaissance using all available POS/NAV and mapping capabilities available.</p> <ul style="list-style-type: none"> a. Wore the designated MOPP gear. b. Activated the automatic chemical alarm. c. Monitored radiation monitoring devices. d. Verified map information. e. Listed the capacities of bridges and underpasses. f. Listed the locations of culverts, ferries, foraging areas, steep grades, and possible ambush sites. g. Prepared the map overlay. h. Computed the travel time. i. Prepared the strip map. <p>* 3. The convoy commander coordinates for required support with higher headquarters (HQ), to include--</p> <ul style="list-style-type: none"> a. Military police (MP) support. 		

TASK STEPS AND PERFORMANCE MEASURES	GO	NO-GO
<ul style="list-style-type: none"> b. Medical support. c. Fire support (FS). d. Engineer support. e. Maintenance contact-team support. f. Additional requirements, as required. <p>4. The element prepares vehicles and equipment.</p> <ul style="list-style-type: none"> a. Performed preventive-maintenance checks and services (PMCS). b. Corrected minor deficiencies. c. Reported major deficiencies. d. Hardened vehicles using sandbags or other authorized materials. e. Covered unit identification markings on vehicles and personnel. f. Covered or removed reflective surfaces. g. Placed antennas at their lowest height. h. Turned radio volumes and squelches to their lowest setting, consistent with operational requirements. <p>* 5. The convoy commander organizes the convoy.</p> <ul style="list-style-type: none"> a. Assigned cargo vehicle positions. b. Positioned control vehicles without setting a pattern. c. Assigned recovery vehicle positions. d. Arranged hardened vehicles near the head of the convoy. e. Specified passenger locations. f. Appointed air guards. g. Organized the trail party element. h. Provided vehicle position listings to the trail party leader. <p>* 6. The convoy commander briefs the convoy personnel.</p> <ul style="list-style-type: none"> a. Provided strip maps to each vehicle driver. b. Identified the convoy's chain of command. c. Detailed the convoy's route. d. Prescribed the march rate and the catch-up speed. e. Specified convoy intervals. f. Identified the scheduled halts. g. Briefed accident and breakdown procedures. h. Briefed immediate-action security measures. i. Briefed blackout-condition procedures. j. Specified the location of medical support. k. Specified the location of maintenance support. l. Briefed communication procedures. m. Specified the location and the identification of the destination. <p>7. The convoy crosses the SP.</p> <ul style="list-style-type: none"> a. Crossed at the specified time. b. Verified that vehicles had crossed the SP. c. Forwarded the SP crossing report to the convoy commander when the entire unit had passed the SP. <p>* 8. The convoy commander provides the convoy information to higher HQ.</p> <ul style="list-style-type: none"> a. Reported the SP crossing time. b. Reported the CP clearance, when crossed. c. Pointed out data that conflicted with the maps. d. Used the correct signal operation instructions (SOI) codes in all transmissions. e. Reported the RP crossing time. 		

TASK STEPS AND PERFORMANCE MEASURES	GO	NO-GO
<p>9. The convoy maintains march discipline.</p> <ul style="list-style-type: none"> a. Maintained the designated march speed. b. Maintained the proper vehicle intervals. c. Crossed CPs as scheduled. d. Reacted correctly to the convoy commander's signals. e. Maintained security throughout the movement and during halts. <p>10. The company conducts a scheduled halt.</p> <ul style="list-style-type: none"> a. Stopped the column at the prescribed time. b. Maintained the prescribed vehicular intervals. c. Moved vehicles off the road. d. Established local security. e. Performed PMCS. f. Inspected vehicle loads. g. Departed at the specified times. <p>11. The company conducts an unscheduled halt.</p> <ul style="list-style-type: none"> a. Alerted the march column. b. Reported the stoppage to higher HQ. c. Maintained the prescribed vehicular intervals. d. Established local security. e. Reported the resumption of the march to higher HQ. <p>12. The convoy moves under blackout conditions.</p> <ul style="list-style-type: none"> a. Provided a visual adjustment period. b. Prepared the vehicles for blackout conditions. c. Maintained the prescribed vehicle distances. d. Wore night vision goggles (specified personnel). e. Wore regular eye protection goggles. f. Used ground guides during poor visibility periods. <p>13. The trail party recovers disabled vehicles.</p> <ul style="list-style-type: none"> a. Inspected the disabled vehicle. b. Repaired the disabled vehicle, when possible. c. Towed the vehicle, if necessary. d. Reported the vehicle's status to the convoy commander. <p>14. The convoy moves through urban areas.</p> <ul style="list-style-type: none"> a. Identified weight, height, and width restrictions. b. Used close-column formation. c. Obeyed traffic control directions. d. Used direction guides at critical intersections. <p>15. The convoy crosses the RP.</p> <ul style="list-style-type: none"> a. Crossed at the specified time. b. Verified that the vehicles had crossed the RP. c. Forwarded the crossing report to higher HQ. 		

TASK PERFORMANCE / EVALUATION SUMMARY BLOCK							
ITERATION	1	2	3	4	5	M	TOTAL
TOTAL TASK STEPS EVALUATED							
TOTAL TASK STEPS "GO"							
TRAINING STATUS "GO"/"NO-GO"							

"*" indicates a leader task step.

SUPPORTING INDIVIDUAL TASKS: NONE

SUPPORTING COLLECTIVE TASKS

Task Number	Task Title	References
05-1-1391	Request a Standard Topographic Product	ARTEP 5-335-60-MTP ARTEP 5-335-66-MTP ARTEP 5-402-33-MTP ARTEP 5-402-68-MTP ARTEP 5-412-68-MTP ARTEP 5-412-69-MTP ARTEP 5-435-66-MTP ARTEP 5-435-67-MTP ARTEP 5-437-10-MTP ARTEP 5-437-11-MTP ARTEP 5-437-36-MTP ARTEP 5-437-38-MTP
05-3-0412	Conduct a Technical Reconnaissance	ARTEP 5-027-10-MTP ARTEP 5-053-11-MTP ARTEP 5-053-12-MTP ARTEP 5-063-10-MTP ARTEP 5-063-11-MTP ARTEP 5-113-11-MTP ARTEP 5-113-12-MTP ARTEP 5-113-35-MTP ARTEP 5-157-10-MTP ARTEP 5-217-10-MTP ARTEP 5-335-70-MTP ARTEP 5-337-10-MTP ARTEP 5-417-13-MTP ARTEP 5-417-17-MTP ARTEP 5-427-10-MTP ARTEP 5-437-10-MTP ARTEP 5-437-11-MTP ARTEP 5-447-10-MTP ARTEP 5-447-11-MTP ARTEP 5-463-10-MTP ARTEP 5-463-12-MTP
19-1-1102	Coordinate Route Reconnaissance and Surveillance	ARTEP47-002-47X-MTP
19-1-1201	Prepare Traffic Control Plan	ARTEP47-002-47X-MTP

OPFOR TASKS AND STANDARDS

TASK: Surrender to the Capturing Unit on the Battlefield (5-OPFOR-0024)

CONDITION: The enemy has captured the opposing forces (OPFOR) element's soldiers, documents, and equipment sensitive to the OPFOR tactical operations.

STANDARD: The OPFOR soldiers retain or destroy documents and equipment. The OPFOR element surrenders documents and equipment of no tactical use to the enemy and attempts to conceal or destroy items of tactical value. The OPFOR element attempts escape and evasion. 1. Prevents the successful capture of documents and equipment. 2. Destroys documents and equipment. 3. Removes identifying markings from equipment. 4. Removes unit-identifying insignia. 5. Provides misleading information. 6. Plans an escape. 7. Delays movement to the nearest collection point. 8. Prevents safeguarding of enemy prisoners of war (EPWs) in order to cause embarrassment to the United States (US).

TASK: Disrupt a Route Reconnaissance (5-OPFOR-0021)

CONDITION: The enemy is conducting a route reconnaissance. The opposing forces (OPFOR) element is positioned along the enemy's route.

STANDARD: The OPFOR element attempts to disrupt a squad/section conducting a route reconnaissance. 1. Prevents the unit from meeting its specified time schedule. 2. Forces the unit to deviate from its specified route. 3. Prevents the unit from reaching its assigned destination. 4. Surprises the squad/section. 5. Inflicts casualties on the unit.

TASK: Conduct a Raid (5-OPFOR-0004)

CONDITION: The opposing forces (OPFOR) element has occupied an objective rally point and has orders to conduct a raid on a combat service support (CSS) base.

STANDARD: The OPFOR element infiltrates the enemy's base and destroys all of the targets. 1. Surprises the enemy forces. 2. Assaults the support base and accomplishes the assigned tasks. 3. Destroys the specified equipment and supplies. 4. Avoids being decisively engaged. 5. Withdraws all personnel from the objective areas within the time prescribed. 6. Obtains all priority intelligence requirements (PIR) from the raid site. 7. Sustains only light casualties from enemy fire.

TASK: Conduct an Aerial Reconnaissance (5-OPFOR-0010)

CONDITION: The opposing forces (OPFOR) headquarters (HQ) element requires intelligence on the locations and identification of enemy elements. An aircraft is dispatched to take photographs and make a visual inspection of the enemy rear area.

STANDARD: The OPFOR element gathers photograph intelligence of the enemy. 1. Photographs the assigned sectors. 2. Makes quick visual checks where the ceiling is low. 3. Locates enemy positions in the area, particularly support and storage bases, and command and control (C2) facilities. 4. Sustains no loss of aircraft. 5. Reports priority intelligence requirements (PIR) and other information requirements to the OPFOR HQ.

TASK: Defeat Obstacles (5-OPFOR-0009)

CONDITION: The opposing forces (OPFOR) element encounters an obstacle that blocks the avenue of approach as it advances upon the enemy forces.

STANDARD: The OPFOR element bypasses or breaches the enemy obstacle. 1. Detects the obstacle before halting its main body. 2. Defeats the obstacle. a. Bypasses the obstacle without entering the engagement areas. b. Breaches the obstacle within 45 minutes and passes its entire force through the obstacle. 3. Does not incur degradation to the point that the mission must be discontinued.

TASK: Conduct an Attack (5-OPFOR-0008)

CONDITION: The enemy is conducting tactical operations. The opposing forces (OPFOR) element receives orders to attack the enemy, the area of occupation, or the main supply route (MSR) with smoke.

STANDARD: The OPFOR element disrupts the enemy's movement and smoke operations. 1. Determines the delivery method of the smoke attack. 2. Locates the target. 3. Delivers the smoke attack downwind. 4. Attacks the enemy with smoke, and surge attacks when the enemy responds to the smoke.

TASK: Disrupt Construction of Vehicle Fighting Positions (5-OPFOR-0020)

CONDITION: The opposing forces (OPFOR) element has located the enemy. The priority intelligence requirements (PIR) and other intelligence obtained by OPFOR patrols indicate the enemy is constructing vehicle fighting positions within its defensive area. The OPFOR element has automatic and antiarmor weapons and light mortars.

STANDARD: The OPFOR element attempts to disrupt the enemy's efforts to establish vehicle fighting positions. 1. Locates the defensive area. 2. Surprises the main body. 3. Penetrates the defensive area with squad-size probes. 4. Inflicts casualties on the unit. 5. Destroys vehicles. 6. Disrupts the unit's preparations (prevents or delays beyond the unit's allotted time).

TASK: Disrupt an Engineer Reconnaissance (5-OPFOR-0022)

CONDITION: The enemy is conducting an engineer reconnaissance. The opposing forces (OPFOR) element is positioned along the enemy's route.

STANDARD: The OPFOR element disrupts an engineer reconnaissance. 1. Prevents the unit from meeting its specified time schedule. 2. Forces the unit to deviate from its specified route. 3. Prevents the unit from accomplishing its assigned engineer reconnaissance. 4. Surprises the unit conducting the reconnaissance.

TASK: Conduct Terrorist and Saboteur Attacks (5-OPFOR-0005)

CONDITION: The opposing forces (OPFOR) element dispatches small teams into the enemy's rear area to disrupt combat service support (CSS) operations.

STANDARD: The enemy sustains disrupted command and control (C2), destroyed equipment and supplies, and light casualties. 1. Locates rear support bases and C2 facilities. 2. Delays and disrupts CSS operations through probes. 3. Infiltrates CSS bases to conduct sabotage and terrorist activities. 4. Inflicts light casualties. 5. Destroys supplies and equipment.

TASK: Defend a Minefield (5-OPFOR-0023)

CONDITION: The enemy is conducting a minefield sweeping operation. The opposing forces (OPFOR) element has a minefield placed in the enemy's path. The minefield is under constant observation and fire.

STANDARD: The OPFOR element defends a minefield against an enemy element conducting a minefield sweeping operation. 1. Prevents the unit from detecting the obstacle. 2. Disrupts the minefield sweeping operation. 3. Prevents the unit from conducting the minefield sweeping operation, prevents the unit from moving all personnel through the breach or delays the completion of the minefield sweeping operation for more than 45 minutes.

TASK: Maintain Contact (5-OPFOR-0003)

CONDITION: The opposing forces (OPFOR) element is engaged with enemy base defense forces. The enemy forces are withdrawing under pressure.

STANDARD: The OPFOR element maintains enemy contact while the enemy withdraws. 1. Engages the enemy forces decisively. 2. Advances the OPFOR as the enemy forces withdraw. 3. Inflicts heavy casualties. 4. Captures the members of the enemy force. 5. Captures documents and equipment. 6. Safeguards captured documents, equipment, and personnel.

TASK: Conduct an Ambush (5-OPFOR-0007)

CONDITION: The enemy is moving in a convoy. The opposing forces (OPFOR) element is positioned along the enemy's route.

STANDARD: The OPFOR element inflicts casualties on the enemy and causes vehicle and equipment damage. 1. Prepares an ambush site before the element arrives. 2. Surprises march element forces. 3. Inflicts heavy casualties within the designated kill zone. 4. Inflicts heavy damage to vehicles and equipment within the designated kill zone. 5. Delays the march element from reaching a specified destination for a specified period of time. 6. Withdraws on order. 7. Sustains no casualties. 8. Reports actions to superiors.

TASK: Disrupt a Net Control Station (NCS) (5-OPFOR-0019)

CONDITION: The enemy has established a NCS. The opposing forces (OPFOR) element has radio and jamming equipment.

STANDARD: The OPFOR element attempts to disrupt an NCS. 1. Attempts to locate the radio frequency that the unit is operating on. 2. Attempts to enter the radio net. 3. Attempts to issue "bogus" orders to a unit on the net. 4. Jams the radio frequency and forces the unit to go to an alternate frequency.

TASK: Disrupt Defensive Preparations (5-OPFOR-0018)

CONDITION: The opposing forces (OPFOR) element has located the enemy. Priority intelligence requirements (PIR) and other intelligence requirements obtained by OPFOR patrols indicate that the enemy elements are establishing defensive positions. The OPFOR element has automatic and antiarmor weapons and light mortars.

STANDARD: The OPFOR element disrupts and delays the enemy's defensive preparations. 1. Locates and penetrates the enemy's security system. 2. Forces the enemy to delay defensive preparations. 3. Disrupts the enemy's obstacle preparations.

TASK: Disrupt Enemy Movement and Operations Using Tactical Nuclear Weapons (5-OPFOR-0016)

CONDITION: The opposing forces (OPFOR) element has located the enemy. Priority intelligence requirements (PIR) and other intelligence requirements have been obtained by OPFOR patrols. Tactical nuclear weapons are employed against key locations in the rear area.

STANDARD: The OPFOR element disrupts enemy movement and operations. 1. Disrupts or delays the movement of the enemy's equipment and supplies to the forward areas. 2. Destroys enemy equipment and supplies. 3. Inflicts a high rate of nuclear casualties among the enemy forces. 4. Denies the enemy the use of specified areas. 5. Contaminates the enemy's equipment and supplies.

TASK: Disrupt Quarters Party Operations (5-OPFOR-0017)

CONDITION: The enemy is conducting quarters party operations. It has established an assembly area (AA) but has not moved in the main body.

STANDARD: The opposing forces (OPFOR) element attempts to disrupt quartering party operations and infiltrate the enemy's AA. 1. Locates the quartering party and the AA. 2. Surprises the main body. 3. Penetrates the AA with squad-size probes. 4. Inflicts personnel casualties and vehicle damage. 5. Disrupts the unit's preparations (prevents or delays beyond the unit's allotted time).

TASK: Disrupt Enemy Movement and Operations Using Persistent and Nonpersistent Chemical Weapons (5-OPFOR-0015)

CONDITION: The opposing forces (OPFOR) element has located the enemy. Priority intelligence requirements (PIR) and other intelligence requirements have been obtained by OPFOR patrols. The OPFOR units deliver chemical agents, by means of conventional artillery weapons or aircraft, along selected supply routes and key bases in the rear area.

STANDARD: The OPFOR element disrupts enemy movement and operations using persistent and nonpersistent chemical weapons. 1. Delivers chemical agents in low and densely wooded areas. 2. Delays the movement of enemy supplies and equipment to the forward areas. 3. Restricts the movement of the enemy units in the rear area. 4. Channels the movement of enemy units into predesignated ambush areas. 5. Contaminates enemy supplies and equipment. 6. Inflicts a high rate of casualties on enemy forces.

TASK: Disrupt Movement (5-OPFOR-0014)

CONDITION: The enemy is expected to move through the opposing forces (OPFOR) element's area of operations. The OPFOR element has received an operation order (OPORD) or fragmentary order (FRAGO) to disrupt enemy movement. The enemy has the capability to defend with direct fire and antiarmor weapons.

STANDARD: The OPFOR element delays enemy movement. 1. Delays the element. 2. Forces the element to deviate from its route. 3. Prevents the element from reaching its destination. 4. Surprises the element's main body.

TASK: Counter Passage of Lines (5-OPFOR-0012)

CONDITION: Enemy forces are in defensive positions, but they are expected to attempt passage-of-lines operations. The opposing forces (OPFOR) received orders to disrupt enemy passage-of-lines operations.

STANDARD: The OPFOR element delays or prevents enemy passage of lines. 1. Delays the passage. 2. Prevents the company from moving all personnel through the stationary unit. 3. Engages the main body of either the moving or the stationary unit.

TASK: Disrupt Assembly Area (AA) Activities (5-OPFOR-0013)

CONDITION: Intelligence reports indicate that platoon- and company-size enemy units are operating in the opposing forces (OPFOR) area of operations. Enemy units can defend from AAs with direct fire, antiarmor weapons, and indirect fire. The enemy has close air support (CAS) and nuclear, biological, and chemical (NBC) capabilities.

STANDARD: The OPFOR element locates and disrupts the enemy's AA activities. 1. Locates the element's AA. 2. Probes the AA with squad- or team-size elements. 3. Inflicts more than 5 percent casualties on the element. 4. Disrupts the element's preparations (prevents or delays beyond the element's allotted time).

TASK: Attack (5-OPFOR-0001)

CONDITION: The opposing forces (OPFOR) element has located the enemy. The priority intelligence requirements (PIR) and other intelligence requirements have been obtained by OPFOR patrols. The OPFOR element has automatic and antiarmor weapons and light mortars.

STANDARD: The OPFOR element attempts to seize the terrain, vehicles, or equipment. 1. Develops an attack plan. 2. Surprises the enemy unit's main body. 3. Initiates the attack using a scheme of maneuver that exploits the enemy's flanks, gaps, and weaknesses. 4. Uses covered and concealed routes to approach the enemy forces' flanks, gaps, or weakly held areas. 5. Employs indirect fire to support the attack. 6. Penetrates enemy defenses. 7. Destroys equipment and supplies. 8. Inflicts heavy casualties. 9. Isolates the combat service support (CSS) base by blocking reinforcements. 10. Forces enemy units to displace. 11. Avoids being fixed in one position. 12. Withdraws before the CSS base is reinforced with tactical combat forces.

TASK: Conduct Sniper Operations (5-OPFOR-0006)

CONDITION: The opposing forces (OPFOR) element has assigned snipers (regular or irregular elements) in the enemy's rear area along the main supply route (MSR) and near support sites.

STANDARD: The OPFOR element kills or wounds targets. 1. Sets up a well-concealed location. 2. Engages vehicle drivers or personnel on foot with short bursts of semiautomatic fire. 3. Kills or wounds selected targets. 4. Prevents the position from being discovered by enemy forces. 5. Evacuates the area without being spotted. 6. Reports all specified priority intelligence requirements (PIR) and other intelligence requirements to the OPFOR headquarters (HQ).

TASK: Conduct Air Attacks (5-OPFOR-0002)

CONDITION: The opposing forces (OPFOR) element in the rear area has forwarded the positions of the enemy support sites or the locations of moving elements. The OPFOR aircraft have been dispatched to attack enemy installations or convoys.

STANDARD: The OPFOR element attempts to delay, disrupt, or damage the enemy targets by air. 1. Locates the target (support sites or convoys). 2. Makes attack runs on the designated targets. 3. Inflicts heavy damage to the selected target. 4. Sustains no loss of aircraft. 5. Delays moving the force for more than one hour.

ELEMENTS: Company Headquarters
 Maintenance Platoon Headquarters
 Maintenance Section
 Horizontal Construction Platoon
 Two General Construction Platoons
 Six General Construction Squads

TASK: Establish Unit Defense (07-3-0219.05-T01A)
 (FM 7-8) (FM 24-19) (FM 24-35)
 (FM 24-35-1) (FM 7-7) (TC 24-20)

ITERATION: 1 2 3 4 5 M (Circle)

COMMANDER/LEADER ASSESSMENT: T P U (Circle)

CONDITIONS: The element has received an operation order (OPORD) or a fragmentary order (FRAGO) with a mission to occupy part of a larger unit's defensive sector, or is isolated and must provide its own security or defense. The element may be opposed by as much as a motorized rifle company. Some iterations of this task should be performed in MOPP4.

TASK STANDARDS: The element completes all preparations for the defense not later than the time specified in the order. The enemy does not surprise the platoon. The time required to perform this task is increased when conducting it in mission-oriented protection posture (MOPP) 4.

TASK STEPS AND PERFORMANCE MEASURES	GO	NO-GO
<p>* 1. The element leader performs a leader's reconnaissance of the tentative defensive position.</p> <ul style="list-style-type: none"> a. Searched the area to ensure that it was free of the enemy, mines, and booby traps. b. Established local security. c. Surveyed the area for nuclear, biological, and chemical (NBC) contamination. d. Designated sectors and general locations for the operations, vehicles, and automatic and antiarmor weapons based on the mission, enemy, terrain, troops, time available, and civilian considerations (METT-TC) factors. <p>NOTE: At night, the designation of positions must be more exact. Leaders may elect to reconnoiter the area first, position the observation posts (OPs), and then have the guides bring the other members into position.</p> <p>2. The designated security or operation team moves to assigned positions.</p> <ul style="list-style-type: none"> a. Emplaced the M8A1 Chemical Alarm System, if assigned, within 5 minutes of occupying the OP. b. Positioned the OP within range of the supporting small-arms fire. c. Provided cover and concealment for the OP personnel. d. Designated covered and concealed routes to and from the OP. e. Established communications from the operations to the unit's command post (CP). <p>NOTE: The primary means should be wire, supplemented by messenger and radio.</p> <ul style="list-style-type: none"> f. Disseminated the locations of all friendly personnel in the sector. <p>* 3. The platoon leader and the platoon forward observer (FO) designate targets to support the OP.</p> <ul style="list-style-type: none"> a. Identified the target reference points (TRPs). b. Included the OP targets within the fire plan. 		

TASK STEPS AND PERFORMANCE MEASURES	GO	NO-GO
<p>4. The OP team provides early warning.</p> <ol style="list-style-type: none"> a. Provided continuous early warning out to a range that warned of enemy observation, direct fire, or assault on the main body. b. Detected all enemy activity within the vicinity of the unit's position. c. Adjusted illumination or high-explosive (HE) rounds on enemy targets. d. Emplaced expedient early-warning devices before dark, if possible. e. Demonstrated the correct use of the current challenge and password. f. Alternated the OP sites when required, due to the changing visibility or enemy activity. <p>* 5. The element leader designates the primary, alternate, and supplementary fighting positions for key weapons or vehicles, where applicable, while emplacing the rest of the platoon.</p> <ol style="list-style-type: none"> a. Positioned the machine guns to obtain grazing fire along the most likely dismounted avenue of approach (AA). b. Positioned the antiarmor weapons to cover the likely armor AA or the assigned engagement area (EA). c. Ensured that the positions were mutually supported along armor and dismounted infantry AAs. d. Positioned the M203 grenade launchers, if assigned, to cover dead space in the terrain outside hand grenade range. <p>* 6. Leaders place fighting positions to engage targets in designated sectors of fire, covering the most dangerous AAs first.</p> <ol style="list-style-type: none"> a. Determined the sector of fire based on the type of weapon and the weapon's range. b. Assigned all personnel to a fighting position. <p>* 7. The element leader coordinates or contacts adjacent units.</p> <ol style="list-style-type: none"> a. Established boundary responsibilities. b. Discovered and eliminated any gaps in the defensive sector. c. Ensured that observation and fires overlapped. <p>8. The element occupies defensive positions.</p> <p>NOTE: The leader establishes task priorities. Normally these are in the unit's standing operating procedure (SOP), but can be modified as needed (based on METT-TC considerations) by the platoon leader or the company commander.</p> <ol style="list-style-type: none"> a. Occupied the assigned positions, physically. b. Reconnoitered physically in front of each position to become familiar with the terrain, locate dead space, and view the terrain from the enemy's perspective. c. Prepared and forwarded crew-served weapons range cards to the squad leader within 15 minutes of positioning. d. Installed aiming stakes. e. Cleared fields of fire. f. Emplaced obstacles according to the company's obstacle plan. g. Dug fighting positions to armpit depth with 0.5 meters of parapet. h. Constructed overhead cover for the fighting position. i. Camouflaged positions and vehicles from aerial and ground observation, ensuring that fighting positions could not be detected from a distance of more than 35 meters from the front of the position. j. Stockpiled ammunition, food, and water. k. Constructed alternate and supplementary positions. l. Ensured that all element members knew the element's CP location. 		

TASK STEPS AND PERFORMANCE MEASURES	GO	NO-GO
<p>* 9. The element leader, along with the fire support team (FIST) or FO if applicable, plans for the employment of indirect fires.</p> <ul style="list-style-type: none"> a. Planned the fires along the enemy's AAs. b. Planned the fires at known or likely enemy positions. c. Planned final protective fires (FPF), if allocated. d. Registered and adjusted TRPs, if available and the situation permitted. <p>10. The radiotelephone operator (RATELO) establishes communications.</p> <ul style="list-style-type: none"> a. Used wire as the primary communications, if available. b. Ensured that the platoon or company's CP had communications with operations, higher and subordinate leaders, adjacent units, and fire support. c. Conducted periodic communications checks to ensure that all communications were operational. d. Planned and provided for an alternate means of communications. <p>*11. The element leader prepares a sector sketch.</p> <ul style="list-style-type: none"> a. Identified the main terrain features and the range to the terrain features. b. Identified the squad's fighting position locations. c. Indicated the primary and secondary sectors of fire for each position. d. Identified the type of weapon and fire control measures (FPF, principle direction of fire [PDF], and the final protective line [FPL]) for each position. e. Identified the squad leader's position and the OP locations. f. Marked dead space. g. Identified obstacle locations. h. Indicated the direction of north. i. Forwarded a copy of the sector sketch to the platoon leader within 30 minutes of being assigned a sector. <p>*12. The element leader prepares a platoon sector sketch.</p> <ul style="list-style-type: none"> a. Indicated the platoon sector or the EA. b. Denoted the primary, alternate, and supplementary squad positions and the sectors of fire. c. Indicated the location of vehicles, antiarmor, and automatic weapon positions with the primary sectors of fire, the FPL, or the PDF for the primary vehicle weapons system, automatic weapons, and TRPs. d. Identified the location of OPs and patrol routes, if any had been planned. e. Outlined the maximum engagement lines for the primary weapon systems. f. Identified the location of indirect-fire targets and FPFs, if any had been allocated. g. Indicated the direction of north. h. Illustrated the unit identification, up to company level. i. Indicated the date-time group. j. Identified the position of the platoon's CP. k. Forwarded a copy of the platoon sector sketch to the company commander within 1 hour of assigning squad leaders sectors. <p>13. The element continues to improve defensive positions.</p> <ul style="list-style-type: none"> a. Improved positions according to the SOP work priorities. b. Upgraded positions as directed by higher headquarters (HQ). 		

TASK PERFORMANCE / EVALUATION SUMMARY BLOCK							
ITERATION	1	2	3	4	5	M	TOTAL
TOTAL TASK STEPS EVALUATED							
TOTAL TASK STEPS "GO"							
TRAINING STATUS "GO"/"NO-GO"							

"*" indicates a leader task step.

SUPPORTING INDIVIDUAL TASKS

Task Number	Task Title	References
071-325-4407	Employ Hand Grenades	STP 21-1-SMCT
071-325-4425	Employ an M18A1 Claymore Mine	STP 21-1-SMCT
071-326-5703	Construct Individual Fighting Positions	STP 21-1-SMCT
071-326-5704	Supervise Construction of a Fighting Position	STP 21-24-SMCT
071-331-0804	Perform Surveillance Without the Aid of Electronic Devices	STP 21-1-SMCT
071-331-0852	Clear a Field of Fire	STP 21-1-SMCT
071-430-0002	Conduct a Defense by a Squad	STP 21-24-SMCT

SUPPORTING COLLECTIVE TASKS

Task Number	Task Title	References
05-2-0100	Coordinate the Synchronization and Integration of Fire Support (FS)	ARTEP 5-053-35-MTP
		ARTEP 5-113-35-MTP
		ARTEP 5-335-65-MTP
		ARTEP 5-337-35-MTP
		ARTEP 5-435-67-MTP
		ARTEP 5-437-36-MTP
		ARTEP 5-437-38-MTP
05-2-0127	Provide Support for Survivability Operations	ARTEP 5-063-10-MTP
		ARTEP 5-063-11-MTP
		ARTEP 5-063-35-MTP
05-2-0301	Camouflage Vehicles and Equipment	ARTEP 5-025-66-MTP
		ARTEP 5-026-34-MTP
		ARTEP 5-027-35-MTP
		ARTEP 5-053-11-MTP
		ARTEP 5-053-12-MTP
		ARTEP 5-053-35-MTP
		ARTEP 5-063-10-MTP
		ARTEP 5-063-11-MTP
		ARTEP 5-063-35-MTP
		ARTEP 5-113-11-MTP
		ARTEP 5-113-12-MTP
		ARTEP 5-113-35-MTP
		ARTEP 5-155-66-MTP
		ARTEP 5-156-34-MTP
		ARTEP 5-157-10-MTP
		ARTEP 5-157-35-MTP
		ARTEP 5-215-66-MTP
		ARTEP 5-216-34-MTP
		ARTEP 5-217-10-MTP

SUPPORTING COLLECTIVE TASKS

Task Number	Task Title	References
		ARTEP 5-217-35-MTP
		ARTEP 5-332-68-MTP
		ARTEP 5-335-65-MTP
		ARTEP 5-335-66-MTP
		ARTEP 5-335-70-MTP
		ARTEP 5-336-34-MTP
		ARTEP 5-337-10-MTP
		ARTEP 5-337-35-MTP
		ARTEP 5-413-35-MTP
		ARTEP 5-416-34-MTP
		ARTEP 5-417-13-MTP
		ARTEP 5-417-17-MTP
		ARTEP 5-417-35-MTP
		ARTEP 5-423-11-MTP
		ARTEP 5-424-35-MTP
		ARTEP 5-425-66-MTP
		ARTEP 5-426-34-MTP
		ARTEP 5-427-10-MTP
		ARTEP 5-427-35-MTP
		ARTEP 5-434-35-MTP
		ARTEP 5-435-66-MTP
		ARTEP 5-435-67-MTP
		ARTEP 5-436-35-MTP
		ARTEP 5-436-37-MTP
		ARTEP 5-437-10-MTP
		ARTEP 5-437-11-MTP
		ARTEP 5-437-36-MTP
		ARTEP 5-437-38-MTP
		ARTEP 5-443-35-MTP
		ARTEP 5-445-64-MTP
		ARTEP 5-445-66-MTP
		ARTEP 5-446-34-MTP
		ARTEP 5-446-36-MTP
		ARTEP 5-447-10-MTP
		ARTEP 5-447-11-MTP
		ARTEP 5-447-35-MTP
		ARTEP 5-447-37-MTP
		ARTEP 5-463-10-MTP
		ARTEP 5-463-12-MTP
		ARTEP 5-463-15-MTP
		ARTEP 5-463-17-MTP
		ARTEP 5-463-35-MTP
		ARTEP 5-463-36-MTP
		ARTEP 5-473-35-MTP
		ARTEP 5-493-38-MTP
		ARTEP 5-500-66-MTP
		ARTEP 5-520-10-MTP
		ARTEP 5-520-14-MTP
		ARTEP 5-530-14-MTP
		ARTEP 5-530-16-MTP
		ARTEP 5-603-35-MTP
		ARTEP 5-606-34-MTP
		ARTEP 5-607-35-MTP

SUPPORTING COLLECTIVE TASKS

Task Number	Task Title	References
05-2-0314	Integrate Obstacles Into Direct- and Indirect-Fire Plans	ARTEP 5-053-35-MTP ARTEP 5-113-35-MTP ARTEP 5-335-65-MTP ARTEP 5-337-35-MTP ARTEP 5-435-67-MTP ARTEP 5-437-36-MTP ARTEP 5-437-38-MTP
05-2-0508	Plan for Survivability Operations	ARTEP 5-053-35-MTP ARTEP 5-113-35-MTP ARTEP 5-335-65-MTP ARTEP 5-337-35-MTP ARTEP 5-437-36-MTP ARTEP 5-437-38-MTP
05-2-0510	Direct Survivability Construction	ARTEP 5-053-35-MTP ARTEP 5-113-35-MTP ARTEP 5-335-65-MTP ARTEP 5-335-66-MTP ARTEP 5-336-34-MTP ARTEP 5-337-35-MTP ARTEP 5-435-67-MTP ARTEP 5-436-35-MTP ARTEP 5-436-37-MTP ARTEP 5-437-36-MTP ARTEP 5-437-38-MTP
05-2-0514	Emplace Tactical Obstacles	ARTEP 5-027-10-MTP ARTEP 5-053-11-MTP ARTEP 5-053-12-MTP ARTEP 5-063-10-MTP ARTEP 5-063-11-MTP ARTEP 5-063-35-MTP ARTEP 5-113-11-MTP ARTEP 5-113-12-MTP ARTEP 5-113-35-MTP ARTEP 5-157-10-MTP ARTEP 5-217-10-MTP ARTEP 5-335-65-MTP ARTEP 5-335-70-MTP ARTEP 5-337-10-MTP ARTEP 5-337-35-MTP ARTEP 5-427-10-MTP ARTEP 5-435-67-MTP ARTEP 5-437-10-MTP ARTEP 5-437-11-MTP ARTEP 5-437-36-MTP ARTEP 5-437-38-MTP
05-2-0516	Emplace Situational Obstacles	ARTEP 5-113-11-MTP ARTEP 5-113-12-MTP ARTEP 5-335-65-MTP ARTEP 5-335-70-MTP ARTEP 5-337-10-MTP ARTEP 5-337-35-MTP ARTEP 5-435-67-MTP

SUPPORTING COLLECTIVE TASKS

Task Number	Task Title	References
05-3-0303	Construct Wire Obstacles	ARTEP 5-437-10-MTP ARTEP 5-437-11-MTP ARTEP 5-437-36-MTP ARTEP 5-437-38-MTP ARTEP 5-027-10-MTP ARTEP 5-053-11-MTP ARTEP 5-053-12-MTP ARTEP 5-063-10-MTP ARTEP 5-063-11-MTP ARTEP 5-113-11-MTP ARTEP 5-113-12-MTP ARTEP 5-113-35-MTP ARTEP 5-157-10-MTP ARTEP 5-217-10-MTP ARTEP 5-337-10-MTP ARTEP 5-417-13-MTP ARTEP 5-417-17-MTP ARTEP 5-427-10-MTP ARTEP 5-437-10-MTP ARTEP 5-437-11-MTP ARTEP 5-447-10-MTP ARTEP 5-447-11-MTP ARTEP 5-473-35-MTP

OPFOR TASKS AND STANDARDS

TASK: Surrender to the Capturing Unit on the Battlefield (5-OPFOR-0024)

CONDITION: The enemy has captured the opposing forces (OPFOR) element's soldiers, documents, and equipment sensitive to the OPFOR tactical operations.

STANDARD: The OPFOR soldiers retain or destroy documents and equipment. The OPFOR element surrenders documents and equipment of no tactical use to the enemy and attempts to conceal or destroy items of tactical value. The OPFOR element attempts escape and evasion. 1. Prevents the successful capture of documents and equipment. 2. Destroys documents and equipment. 3. Removes identifying markings from equipment. 4. Removes unit-identifying insignia. 5. Provides misleading information. 6. Plans an escape. 7. Delays movement to the nearest collection point. 8. Prevents safeguarding of enemy prisoners of war (EPWs) in order to cause embarrassment to the United States (US).

TASK: Disrupt a Route Reconnaissance (5-OPFOR-0021)

CONDITION: The enemy is conducting a route reconnaissance. The opposing forces (OPFOR) element is positioned along the enemy's route.

STANDARD: The OPFOR element attempts to disrupt a squad/section conducting a route reconnaissance. 1. Prevents the unit from meeting its specified time schedule. 2. Forces the unit to deviate from its specified route. 3. Prevents the unit from reaching its assigned destination. 4. Surprises the squad/section. 5. Inflicts casualties on the unit.

TASK: Conduct a Raid (5-OPFOR-0004)

CONDITION: The opposing forces (OPFOR) element has occupied an objective rally point and has orders to conduct a raid on a combat service support (CSS) base.

STANDARD: The OPFOR element infiltrates the enemy's base and destroys all of the targets. 1. Surprises the enemy forces. 2. Assaults the support base and accomplishes the assigned tasks. 3. Destroys the specified equipment and supplies. 4. Avoids being decisively engaged. 5. Withdraws all personnel from the objective areas within the time prescribed. 6. Obtains all priority intelligence requirements (PIR) from the raid site. 7. Sustains only light casualties from enemy fire.

TASK: Conduct an Aerial Reconnaissance (5-OPFOR-0010)

CONDITION: The opposing forces (OPFOR) headquarters (HQ) element requires intelligence on the locations and identification of enemy elements. An aircraft is dispatched to take photographs and make a visual inspection of the enemy rear area.

STANDARD: The OPFOR element gathers photograph intelligence of the enemy. 1. Photographs the assigned sectors. 2. Makes quick visual checks where the ceiling is low. 3. Locates enemy positions in the area, particularly support and storage bases, and command and control (C2) facilities. 4. Sustains no loss of aircraft. 5. Reports priority intelligence requirements (PIR) and other information requirements to the OPFOR HQ.

TASK: Defeat Obstacles (5-OPFOR-0009)

CONDITION: The opposing forces (OPFOR) element encounters an obstacle that blocks the avenue of approach as it advances upon the enemy forces.

STANDARD: The OPFOR element bypasses or breaches the enemy obstacle. 1. Detects the obstacle before halting its main body. 2. Defeats the obstacle. a. Bypasses the obstacle without entering the engagement areas. b. Breaches the obstacle within 45 minutes and passes its entire force through the obstacle. 3. Does not incur degradation to the point that the mission must be discontinued.

TASK: Conduct an Attack (5-OPFOR-0008)

CONDITION: The enemy is conducting tactical operations. The opposing forces (OPFOR) element receives orders to attack the enemy, the area of occupation, or the main supply route (MSR) with smoke.

STANDARD: The OPFOR element disrupts the enemy's movement and smoke operations. 1. Determines the delivery method of the smoke attack. 2. Locates the target. 3. Delivers the smoke attack downwind. 4. Attacks the enemy with smoke, and surge attacks when the enemy responds to the smoke.

TASK: Disrupt Construction of Vehicle Fighting Positions (5-OPFOR-0020)

CONDITION: The opposing forces (OPFOR) element has located the enemy. The priority intelligence requirements (PIR) and other intelligence obtained by OPFOR patrols indicate the enemy is constructing vehicle fighting positions within its defensive area. The OPFOR element has automatic and antiarmor weapons and light mortars.

STANDARD: The OPFOR element attempts to disrupt the enemy's efforts to establish vehicle fighting positions. 1. Locates the defensive area. 2. Surprises the main body. 3. Penetrates the defensive area with squad-size probes. 4. Inflicts casualties on the unit. 5. Destroys vehicles. 6. Disrupts the unit's preparations (prevents or delays beyond the unit's allotted time).

TASK: Disrupt an Engineer Reconnaissance (5-OPFOR-0022)

CONDITION: The enemy is conducting an engineer reconnaissance. The opposing forces (OPFOR) element is positioned along the enemy's route.

STANDARD: The OPFOR element disrupts an engineer reconnaissance. 1. Prevents the unit from meeting its specified time schedule. 2. Forces the unit to deviate from its specified route. 3. Prevents the unit from accomplishing its assigned engineer reconnaissance. 4. Surprises the unit conducting the reconnaissance.

TASK: Conduct Terrorist and Saboteur Attacks (5-OPFOR-0005)

CONDITION: The opposing forces (OPFOR) element dispatches small teams into the enemy's rear area to disrupt combat service support (CSS) operations.

STANDARD: The enemy sustains disrupted command and control (C2), destroyed equipment and supplies, and light casualties. 1. Locates rear support bases and C2 facilities. 2. Delays and disrupts CSS operations through probes. 3. Infiltrates CSS bases to conduct sabotage and terrorist activities. 4. Inflicts light casualties. 5. Destroys supplies and equipment.

TASK: Defend a Minefield (5-OPFOR-0023)

CONDITION: The enemy is conducting a minefield sweeping operation. The opposing forces (OPFOR) element has a minefield placed in the enemy's path. The minefield is under constant observation and fire.

STANDARD: The OPFOR element defends a minefield against an enemy element conducting a minefield sweeping operation. 1. Prevents the unit from detecting the obstacle. 2. Disrupts the minefield sweeping operation. 3. Prevents the unit from conducting the minefield sweeping operation, prevents the unit from moving all personnel through the breach or delays the completion of the minefield sweeping operation for more than 45 minutes.

TASK: Maintain Contact (5-OPFOR-0003)

CONDITION: The opposing forces (OPFOR) element is engaged with enemy base defense forces. The enemy forces are withdrawing under pressure.

STANDARD: The OPFOR element maintains enemy contact while the enemy withdraws. 1. Engages the enemy forces decisively. 2. Advances the OPFOR as the enemy forces withdraw. 3. Inflicts heavy casualties. 4. Captures the members of the enemy force. 5. Captures documents and equipment. 6. Safeguards captured documents, equipment, and personnel.

TASK: Conduct an Ambush (5-OPFOR-0007)

CONDITION: The enemy is moving in a convoy. The opposing forces (OPFOR) element is positioned along the enemy's route.

STANDARD: The OPFOR element inflicts casualties on the enemy and causes vehicle and equipment damage. 1. Prepares an ambush site before the element arrives. 2. Surprises march element forces. 3. Inflicts heavy casualties within the designated kill zone. 4. Inflicts heavy damage to vehicles and equipment within the designated kill zone. 5. Delays the march element from reaching a specified destination for a specified period of time. 6. Withdraws on order. 7. Sustains no casualties. 8. Reports actions to superiors.

TASK: Disrupt a Net Control Station (NCS) (5-OPFOR-0019)

CONDITION: The enemy has established a NCS. The opposing forces (OPFOR) element has radio and jamming equipment.

STANDARD: The OPFOR element attempts to disrupt an NCS. 1. Attempts to locate the radio frequency that the unit is operating on. 2. Attempts to enter the radio net. 3. Attempts to issue "bogus" orders to a unit on the net. 4. Jams the radio frequency and forces the unit to go to an alternate frequency.

TASK: Disrupt Defensive Preparations (5-OPFOR-0018)

CONDITION: The opposing forces (OPFOR) element has located the enemy. Priority intelligence requirements (PIR) and other intelligence requirements obtained by OPFOR patrols indicate that the enemy elements are establishing defensive positions. The OPFOR element has automatic and antiarmor weapons and light mortars.

STANDARD: The OPFOR element disrupts and delays the enemy's defensive preparations. 1. Locates and penetrates the enemy's security system. 2. Forces the enemy to delay defensive preparations. 3. Disrupts the enemy's obstacle preparations.

TASK: Disrupt Enemy Movement and Operations Using Tactical Nuclear Weapons (5-OPFOR-0016)

CONDITION: The opposing forces (OPFOR) element has located the enemy. Priority intelligence requirements (PIR) and other intelligence requirements have been obtained by OPFOR patrols. Tactical nuclear weapons are employed against key locations in the rear area.

STANDARD: The OPFOR element disrupts enemy movement and operations. 1. Disrupts or delays the movement of the enemy's equipment and supplies to the forward areas. 2. Destroys enemy equipment and supplies. 3. Inflicts a high rate of nuclear casualties among the enemy forces. 4. Denies the enemy the use of specified areas. 5. Contaminates the enemy's equipment and supplies.

TASK: Disrupt Quartering Party Operations (5-OPFOR-0017)

CONDITION: The enemy is conducting quartering party operations. It has established an assembly area (AA) but has not moved in the main body.

STANDARD: The opposing forces (OPFOR) element attempts to disrupt quartering party operations and infiltrate the enemy's AA. 1. Locates the quartering party and the AA. 2. Surprises the main body. 3. Penetrates the AA with squad-size probes. 4. Inflicts personnel casualties and vehicle damage. 5. Disrupts the unit's preparations (prevents or delays beyond the unit's allotted time).

TASK: Disrupt Enemy Movement and Operations Using Persistent and Nonpersistent Chemical Weapons (5-OPFOR-0015)

CONDITION: The opposing forces (OPFOR) element has located the enemy. Priority intelligence requirements (PIR) and other intelligence requirements have been obtained by OPFOR patrols. The OPFOR units deliver chemical agents, by means of conventional artillery weapons or aircraft, along selected supply routes and key bases in the rear area.

STANDARD: The OPFOR element disrupts enemy movement and operations using persistent and nonpersistent chemical weapons. 1. Delivers chemical agents in low and densely wooded areas. 2. Delays the movement of enemy supplies and equipment to the forward areas. 3. Restricts the movement of the enemy units in the rear area. 4. Channels the movement of enemy units into predesignated ambush areas. 5. Contaminates enemy supplies and equipment. 6. Inflicts a high rate of casualties on enemy forces.

TASK: Disrupt Movement (5-OPFOR-0014)

CONDITION: The enemy is expected to move through the opposing forces (OPFOR) element's area of operations. The OPFOR element has received an operation order (OPORD) or fragmentary order (FRAGO) to disrupt enemy movement. The enemy has the capability to defend with direct fire and antiarmor weapons.

STANDARD: The OPFOR element delays enemy movement. 1. Delays the element. 2. Forces the element to deviate from its route. 3. Prevents the element from reaching its destination. 4. Surprises the element's main body.

TASK: Counter Passage of Lines (5-OPFOR-0012)

CONDITION: Enemy forces are in defensive positions, but they are expected to attempt passage-of-lines operations. The opposing forces (OPFOR) received orders to disrupt enemy passage-of-lines operations.

STANDARD: The OPFOR element delays or prevents enemy passage of lines. 1. Delays the passage. 2. Prevents the company from moving all personnel through the stationary unit. 3. Engages the main body of either the moving or the stationary unit.

TASK: Disrupt Assembly Area (AA) Activities (5-OPFOR-0013)

CONDITION: Intelligence reports indicate that platoon- and company-size enemy units are operating in the opposing forces (OPFOR) area of operations. Enemy units can defend from AAs with direct fire, antiarmor weapons, and indirect fire. The enemy has close air support (CAS) and nuclear, biological, and chemical (NBC) capabilities.

STANDARD: The OPFOR element locates and disrupts the enemy's AA activities. 1. Locates the element's AA. 2. Probes the AA with squad- or team-size elements. 3. Inflicts more than 5 percent casualties on the element. 4. Disrupts the element's preparations (prevents or delays beyond the element's allotted time).

TASK: Attack (5-OPFOR-0001)

CONDITION: The opposing forces (OPFOR) element has located the enemy. The priority intelligence requirements (PIR) and other intelligence requirements have been obtained by OPFOR patrols. The OPFOR element has automatic and antiarmor weapons and light mortars.

STANDARD: The OPFOR element attempts to seize the terrain, vehicles, or equipment. 1. Develops an attack plan. 2. Surprises the enemy unit's main body. 3. Initiates the attack using a scheme of maneuver that exploits the enemy's flanks, gaps, and weaknesses. 4. Uses covered and concealed routes to approach the enemy forces' flanks, gaps, or weakly held areas. 5. Employs indirect fire to support the attack. 6. Penetrates enemy defenses. 7. Destroys equipment and supplies. 8. Inflicts heavy casualties. 9. Isolates the combat service support (CSS) base by blocking reinforcements. 10. Forces enemy units to displace. 11. Avoids being fixed in one position. 12. Withdraws before the CSS base is reinforced with tactical combat forces.

TASK: Conduct Sniper Operations (5-OPFOR-0006)

CONDITION: The opposing forces (OPFOR) element has assigned snipers (regular or irregular elements) in the enemy's rear area along the main supply route (MSR) and near support sites.

STANDARD: The OPFOR element kills or wounds targets. 1. Sets up a well-concealed location. 2. Engages vehicle drivers or personnel on foot with short bursts of semiautomatic fire. 3. Kills or wounds selected targets. 4. Prevents the position from being discovered by enemy forces. 5. Evacuates the area without being spotted. 6. Reports all specified priority intelligence requirements (PIR) and other intelligence requirements to the OPFOR headquarters (HQ).

TASK: Conduct Air Attacks (5-OPFOR-0002)

CONDITION: The opposing forces (OPFOR) element in the rear area has forwarded the positions of the enemy support sites or the locations of moving elements. The OPFOR aircraft have been dispatched to attack enemy installations or convoys.

STANDARD: The OPFOR element attempts to delay, disrupt, or damage the enemy targets by air. 1. Locates the target (support sites or convoys). 2. Makes attack runs on the designated targets. 3. Inflicts heavy damage to the selected target. 4. Sustains no loss of aircraft. 5. Delays moving the force for more than one hour.

ELEMENTS: Company Headquarters
 Maintenance Platoon Headquarters
 Two General Construction Platoons
 Six General Construction Squads

TASK: React to an Ambush (07-3-1112.05-T01A)
 (FM 7-8) (FM 17-98) (FM 34-2-1)
 (FM 7-92)

ITERATION: 1 2 3 4 5 M (Circle)

COMMANDER/LEADER ASSESSMENT: T P U (Circle)

CONDITIONS: The element is in a prepared kill zone. The enemy initiates the ambush with a casualty-producing device and a high volume of fire. The unit has guidance provided by the rules of engagement (ROE) and from mission instructions, such as the peace mandate terms of reference, the Status of Forces Agreement (SOFA), and the rules of interaction (ROI). Civilians, government organizations, nongovernmental organizations, private voluntary organizations, and the international press may be present on the battlefield. The presence of civilians can restrict the use of fires and reduce the combat power available to the commander. Some iterations of this task should be performed in MOPP4.

TASK STANDARDS: The element reacts immediately to the ambush based on the type (near, far). The platoon disengages the element in the kill zone or forces the enemy to withdraw. The platoon continues follow-on operations. The unit complies with the ROE, mission instruction, and higher headquarters (HQ) and other special orders.

TASK STEPS AND PERFORMANCE MEASURES	GO	NO-GO
<p>NOTE: Leaders ensure that the ROE and the ROI are disseminated to subordinate personnel.</p> <ol style="list-style-type: none"> 1. Personnel in the kill zone react to a near ambush (within hand grenade range). <ol style="list-style-type: none"> a. Returned fire immediately; assumed covered positions; and threw fragmentation, concussion, and smoke grenades. b. Immediately after the grenades detonated, assaulted individually through the ambush using individual fire and movement 2. Personnel not in the kill zone react to a near ambush. <ol style="list-style-type: none"> a. Identified enemy positions. b. Initiated immediate suppressive fires against the enemy. c. Took up covered positions. d. Shifted fires as personnel in the kill zone assaulted through the ambush. 3. Personnel receiving fire in a far ambush (beyond hand grenade range) immediately return fire and take up covered positions. <ol style="list-style-type: none"> a. Suppressed or destroyed enemy crew-served weapons first. b. Obscured the enemy position with smoke (M203). c. Sustained suppressive fires and shifted them as the assaulting squads fought through the enemy position. 4. Personnel not receiving fire react to a far ambush. <ol style="list-style-type: none"> a. Moved by a covered and concealed route to a vulnerable flank of the enemy's position. b. Assaulted using fire and movement techniques. 5. The element forward observer (FO) calls for and adjusts indirect fires as directed by the element leader. 		

TASK STEPS AND PERFORMANCE MEASURES	GO	NO-GO
a. Used indirect fires to isolate the enemy's position. b. Adjusted fires on any retreating enemy. * 6. The platoon leader accounts for all personnel and equipment after the enemy has withdrawn. a. Reported the situation to higher HQ. b. Consolidated and reorganized as necessary. c. Continued the mission.		

TASK PERFORMANCE / EVALUATION SUMMARY BLOCK							
ITERATION	1	2	3	4	5	M	TOTAL
TOTAL TASK STEPS EVALUATED							
TOTAL TASK STEPS "GO"							
TRAINING STATUS "GO"/"NO-GO"							

"*" indicates a leader task step.

SUPPORTING INDIVIDUAL TASKS: NONE

SUPPORTING COLLECTIVE TASKS

Task Number	Task Title	References
05-2-0100	Coordinate the Synchronization and Integration of Fire Support (FS)	ARTEP 5-053-35-MTP ARTEP 5-113-35-MTP ARTEP 5-335-65-MTP ARTEP 5-337-35-MTP ARTEP 5-435-67-MTP ARTEP 5-437-36-MTP ARTEP 5-437-38-MTP
08-2-0314.05-T01A	Treat Unit Casualties (for Units with Medical Treatment Personnel)	ARTEP 5-026-34-MTP ARTEP 5-053-35-MTP ARTEP 5-063-35-MTP ARTEP 5-113-35-MTP ARTEP 5-156-34-MTP ARTEP 5-216-34-MTP ARTEP 5-336-34-MTP ARTEP 5-416-34-MTP ARTEP 5-436-35-MTP ARTEP 5-436-37-MTP ARTEP 5-446-34-MTP ARTEP 5-446-36-MTP
12-1-0403.05-T01A	Report Casualties	ARTEP 5-025-66-MTP ARTEP 5-026-34-MTP ARTEP 5-155-66-MTP ARTEP 5-156-34-MTP ARTEP 5-215-66-MTP ARTEP 5-216-34-MTP ARTEP 5-335-60-MTP

SUPPORTING COLLECTIVE TASKS

Task Number	Task Title	References
		ARTEP 5-335-66-MTP
		ARTEP 5-336-34-MTP
		ARTEP 5-415-66-MTP
		ARTEP 5-425-66-MTP
		ARTEP 5-426-34-MTP
		ARTEP 5-435-66-MTP
		ARTEP 5-436-35-MTP
		ARTEP 5-436-37-MTP
		ARTEP 5-445-64-MTP
		ARTEP 5-445-66-MTP
		ARTEP 5-446-34-MTP
		ARTEP 5-446-36-MTP
		ARTEP 5-605-66-MTP
		ARTEP 5-606-34-MTP
		ARTEP 5-615-66-MTP
		ARTEP 5-616-34-MTP

OPFOR TASKS AND STANDARDS

TASK: Conduct an Ambush (07-OPFOR-1112)

CONDITION: The opposing forces (OPFOR) are operating separately or as part of a larger unit. The OPFOR is ordered to conduct an ambush along the enemy's lines of communications. The OPFOR has designated priority intelligence requirements (PIR) and other intelligence requirements (IR). Light automatic weapons, light mortars, and antiarmor systems are available.

STANDARD: 1. The OPFOR emplaces the ambush not later than the time specified in the order. 2. The OPFOR surprises the enemy. 3. The OPFOR engages, fixes, and/or destroys the specified enemy element in the kill zone. OR 4. The OPFOR engages and destroys all of the specified vehicles in the kill zone. 5. The OPFOR withdraws all personnel and equipment from the objective, on order. 6. All specified PIR and IR are obtained from the ambush site.

TASK: Surrender to the Capturing Unit on the Battlefield (5-OPFOR-0024)

CONDITION: The enemy has captured the opposing forces (OPFOR) element's soldiers, documents, and equipment sensitive to the OPFOR tactical operations.

STANDARD: The OPFOR soldiers retain or destroy documents and equipment. The OPFOR element surrenders documents and equipment of no tactical use to the enemy and attempts to conceal or destroy items of tactical value. The OPFOR element attempts escape and evasion. 1. Prevents the successful capture of documents and equipment. 2. Destroys documents and equipment. 3. Removes identifying markings from equipment. 4. Removes unit-identifying insignia. 5. Provides misleading information. 6. Plans an escape. 7. Delays movement to the nearest collection point. 8. Prevents safeguarding of enemy prisoners of war (EPWs) in order to cause embarrassment to the United States (US).

TASK: Disrupt a Route Reconnaissance (5-OPFOR-0021)

CONDITION: The enemy is conducting a route reconnaissance. The opposing forces (OPFOR) element is positioned along the enemy's route.

STANDARD: The OPFOR element attempts to disrupt a squad/section conducting a route reconnaissance. 1. Prevents the unit from meeting its specified time schedule. 2. Forces the unit to deviate from its specified route. 3. Prevents the unit from reaching its assigned destination. 4. Surprises the squad/section. 5. Inflicts casualties on the unit.

TASK: Conduct a Raid (5-OPFOR-0004)

CONDITION: The opposing forces (OPFOR) element has occupied an objective rally point and has orders to conduct a raid on a combat service support (CSS) base.

STANDARD: The OPFOR element infiltrates the enemy's base and destroys all of the targets. 1. Surprises the enemy forces. 2. Assaults the support base and accomplishes the assigned tasks. 3. Destroys the specified equipment and supplies. 4. Avoids being decisively engaged. 5. Withdraws all personnel from the objective areas within the time prescribed. 6. Obtains all priority intelligence requirements (PIR) from the raid site. 7. Sustains only light casualties from enemy fire.

TASK: Conduct an Aerial Reconnaissance (5-OPFOR-0010)

CONDITION: The opposing forces (OPFOR) headquarters (HQ) element requires intelligence on the locations and identification of enemy elements. An aircraft is dispatched to take photographs and make a visual inspection of the enemy rear area.

STANDARD: The OPFOR element gathers photograph intelligence of the enemy. 1. Photographs the assigned sectors. 2. Makes quick visual checks where the ceiling is low. 3. Locates enemy positions in the area, particularly support and storage bases, and command and control (C2) facilities. 4. Sustains no loss of aircraft. 5. Reports priority intelligence requirements (PIR) and other information requirements to the OPFOR HQ.

TASK: Defeat Obstacles (5-OPFOR-0009)

CONDITION: The opposing forces (OPFOR) element encounters an obstacle that blocks the avenue of approach as it advances upon the enemy forces.

STANDARD: The OPFOR element bypasses or breaches the enemy obstacle. 1. Detects the obstacle before halting its main body. 2. Defeats the obstacle. a. Bypasses the obstacle without entering the engagement areas. b. Breaches the obstacle within 45 minutes and passes its entire force through the obstacle. 3. Does not incur degradation to the point that the mission must be discontinued.

TASK: Conduct an Attack (5-OPFOR-0008)

CONDITION: The enemy is conducting tactical operations. The opposing forces (OPFOR) element receives orders to attack the enemy, the area of occupation, or the main supply route (MSR) with smoke.

STANDARD: The OPFOR element disrupts the enemy's movement and smoke operations. 1. Determines the delivery method of the smoke attack. 2. Locates the target. 3. Delivers the smoke attack downwind. 4. Attacks the enemy with smoke, and surge attacks when the enemy responds to the smoke.

TASK: Disrupt Construction of Vehicle Fighting Positions (5-OPFOR-0020)

CONDITION: The opposing forces (OPFOR) element has located the enemy. The priority intelligence requirements (PIR) and other intelligence obtained by OPFOR patrols indicate the enemy is constructing vehicle fighting positions within its defensive area. The OPFOR element has automatic and antiarmor weapons and light mortars.

STANDARD: The OPFOR element attempts to disrupt the enemy's efforts to establish vehicle fighting positions. 1. Locates the defensive area. 2. Surprises the main body. 3. Penetrates the defensive area with squad-size probes. 4. Inflicts casualties on the unit. 5. Destroys vehicles. 6. Disrupts the unit's preparations (prevents or delays beyond the unit's allotted time).

TASK: Disrupt an Engineer Reconnaissance (5-OPFOR-0022)

CONDITION: The enemy is conducting an engineer reconnaissance. The opposing forces (OPFOR) element is positioned along the enemy's route.

STANDARD: The OPFOR element disrupts an engineer reconnaissance. 1. Prevents the unit from meeting its specified time schedule. 2. Forces the unit to deviate from its specified route. 3. Prevents the unit from accomplishing its assigned engineer reconnaissance. 4. Surprises the unit conducting the reconnaissance.

TASK: Conduct Terrorist and Saboteur Attacks (5-OPFOR-0005)

CONDITION: The opposing forces (OPFOR) element dispatches small teams into the enemy's rear area to disrupt combat service support (CSS) operations.

STANDARD: The enemy sustains disrupted command and control (C2), destroyed equipment and supplies, and light casualties. 1. Locates rear support bases and C2 facilities. 2. Delays and disrupts CSS operations through probes. 3. Infiltrates CSS bases to conduct sabotage and terrorist activities. 4. Inflicts light casualties. 5. Destroys supplies and equipment.

TASK: Defend a Minefield (5-OPFOR-0023)

CONDITION: The enemy is conducting a minefield sweeping operation. The opposing forces (OPFOR) element has a minefield placed in the enemy's path. The minefield is under constant observation and fire.

STANDARD: The OPFOR element defends a minefield against an enemy element conducting a minefield sweeping operation. 1. Prevents the unit from detecting the obstacle. 2. Disrupts the minefield sweeping operation. 3. Prevents the unit from conducting the minefield sweeping operation, prevents the unit from moving all personnel through the breach or delays the completion of the minefield sweeping operation for more than 45 minutes.

TASK: Maintain Contact (5-OPFOR-0003)

CONDITION: The opposing forces (OPFOR) element is engaged with enemy base defense forces. The enemy forces are withdrawing under pressure.

STANDARD: The OPFOR element maintains enemy contact while the enemy withdraws. 1. Engages the enemy forces decisively. 2. Advances the OPFOR as the enemy forces withdraw. 3. Inflicts heavy casualties. 4. Captures the members of the enemy force. 5. Captures documents and equipment. 6. Safeguards captured documents, equipment, and personnel.

TASK: Conduct an Ambush (5-OPFOR-0007)

CONDITION: The enemy is moving in a convoy. The opposing forces (OPFOR) element is positioned along the enemy's route.

STANDARD: The OPFOR element inflicts casualties on the enemy and causes vehicle and equipment damage. 1. Prepares an ambush site before the element arrives. 2. Surprises march element forces. 3. Inflicts heavy casualties within the designated kill zone. 4. Inflicts heavy damage to vehicles and equipment within the designated kill zone. 5. Delays the march element from reaching a specified destination for a specified period of time. 6. Withdraws on order. 7. Sustains no casualties. 8. Reports actions to superiors.

TASK: Disrupt a Net Control Station (NCS) (5-OPFOR-0019)

CONDITION: The enemy has established a NCS. The opposing forces (OPFOR) element has radio and jamming equipment.

STANDARD: The OPFOR element attempts to disrupt an NCS. 1. Attempts to locate the radio frequency that the unit is operating on. 2. Attempts to enter the radio net. 3. Attempts to issue "bogus" orders to a unit on the net. 4. Jams the radio frequency and forces the unit to go to an alternate frequency.

TASK: Disrupt Defensive Preparations (5-OPFOR-0018)

CONDITION: The opposing forces (OPFOR) element has located the enemy. Priority intelligence requirements (PIR) and other intelligence requirements obtained by OPFOR patrols indicate that the enemy elements are establishing defensive positions. The OPFOR element has automatic and antiarmor weapons and light mortars.

STANDARD: The OPFOR element disrupts and delays the enemy's defensive preparations. 1. Locates and penetrates the enemy's security system. 2. Forces the enemy to delay defensive preparations. 3. Disrupts the enemy's obstacle preparations.

TASK: Disrupt Enemy Movement and Operations Using Tactical Nuclear Weapons (5-OPFOR-0016)

CONDITION: The opposing forces (OPFOR) element has located the enemy. Priority intelligence requirements (PIR) and other intelligence requirements have been obtained by OPFOR patrols. Tactical nuclear weapons are employed against key locations in the rear area.

STANDARD: The OPFOR element disrupts enemy movement and operations. 1. Disrupts or delays the movement of the enemy's equipment and supplies to the forward areas. 2. Destroys enemy equipment and supplies. 3. Inflicts a high rate of nuclear casualties among the enemy forces. 4. Denies the enemy the use of specified areas. 5. Contaminates the enemy's equipment and supplies.

TASK: Disrupt Quartering Party Operations (5-OPFOR-0017)

CONDITION: The enemy is conducting quartering party operations. It has established an assembly area (AA) but has not moved in the main body.

STANDARD: The opposing forces (OPFOR) element attempts to disrupt quartering party operations and infiltrate the enemy's AA. 1. Locates the quartering party and the AA. 2. Surprises the main body. 3. Penetrates the AA with squad-size probes. 4. Inflicts personnel casualties and vehicle damage. 5. Disrupts the unit's preparations (prevents or delays beyond the unit's allotted time).

TASK: Disrupt Enemy Movement and Operations Using Persistent and Nonpersistent Chemical Weapons (5-OPFOR-0015)

CONDITION: The opposing forces (OPFOR) element has located the enemy. Priority intelligence requirements (PIR) and other intelligence requirements have been obtained by OPFOR patrols. The OPFOR units deliver chemical agents, by means of conventional artillery weapons or aircraft, along selected supply routes and key bases in the rear area.

STANDARD: The OPFOR element disrupts enemy movement and operations using persistent and nonpersistent chemical weapons. 1. Delivers chemical agents in low and densely wooded areas. 2. Delays the movement of enemy supplies and equipment to the forward areas. 3. Restricts the movement of the enemy units in the rear area. 4. Channels the movement of enemy units into predesignated ambush areas. 5. Contaminates enemy supplies and equipment. 6. Inflicts a high rate of casualties on enemy forces.

TASK: Disrupt Movement (5-OPFOR-0014)

CONDITION: The enemy is expected to move through the opposing forces (OPFOR) element's area of operations. The OPFOR element has received an operation order (OPORD) or fragmentary order (FRAGO) to disrupt enemy movement. The enemy has the capability to defend with direct fire and antiarmor weapons.

STANDARD: The OPFOR element delays enemy movement. 1. Delays the element. 2. Forces the element to deviate from its route. 3. Prevents the element from reaching its destination. 4. Surprises the element's main body.

TASK: Counter Passage of Lines (5-OPFOR-0012)

CONDITION: Enemy forces are in defensive positions, but they are expected to attempt passage-of-lines operations. The opposing forces (OPFOR) received orders to disrupt enemy passage-of-lines operations.

STANDARD: The OPFOR element delays or prevents enemy passage of lines. 1. Delays the passage. 2. Prevents the company from moving all personnel through the stationary unit. 3. Engages the main body of either the moving or the stationary unit.

TASK: Disrupt Assembly Area (AA) Activities (5-OPFOR-0013)

CONDITION: Intelligence reports indicate that platoon- and company-size enemy units are operating in the opposing forces (OPFOR) area of operations. Enemy units can defend from AAs with direct fire, antiarmor weapons, and indirect fire. The enemy has close air support (CAS) and nuclear, biological, and chemical (NBC) capabilities.

STANDARD: The OPFOR element locates and disrupts the enemy's AA activities. 1. Locates the element's AA. 2. Probes the AA with squad- or team-size elements. 3. Inflicts more than 5 percent casualties on the element. 4. Disrupts the element's preparations (prevents or delays beyond the element's allotted time).

TASK: Attack (5-OPFOR-0001)

CONDITION: The opposing forces (OPFOR) element has located the enemy. The priority intelligence requirements (PIR) and other intelligence requirements have been obtained by OPFOR patrols. The OPFOR element has automatic and antiarmor weapons and light mortars.

STANDARD: The OPFOR element attempts to seize the terrain, vehicles, or equipment. 1. Develops an attack plan. 2. Surprises the enemy unit's main body. 3. Initiates the attack using a scheme of maneuver that exploits the enemy's flanks, gaps, and weaknesses. 4. Uses covered and concealed routes to approach the enemy forces' flanks, gaps, or weakly held areas. 5. Employs indirect fire to support the attack. 6. Penetrates enemy defenses. 7. Destroys equipment and supplies. 8. Inflicts heavy casualties. 9. Isolates the combat service support (CSS) base by blocking reinforcements. 10. Forces enemy units to displace. 11. Avoids being fixed in one position. 12. Withdraws before the CSS base is reinforced with tactical combat forces.

TASK: Conduct Sniper Operations (5-OPFOR-0006)

CONDITION: The opposing forces (OPFOR) element has assigned snipers (regular or irregular elements) in the enemy's rear area along the main supply route (MSR) and near support sites.

STANDARD: The OPFOR element kills or wounds targets. 1. Sets up a well-concealed location. 2. Engages vehicle drivers or personnel on foot with short bursts of semiautomatic fire. 3. Kills or wounds selected targets. 4. Prevents the position from being discovered by enemy forces. 5. Evacuates the area without being spotted. 6. Reports all specified priority intelligence requirements (PIR) and other intelligence requirements to the OPFOR headquarters (HQ).

TASK: Conduct Air Attacks (5-OPFOR-0002)

CONDITION: The opposing forces (OPFOR) element in the rear area has forwarded the positions of the enemy support sites or the locations of moving elements. The OPFOR aircraft have been dispatched to attack enemy installations or convoys.

STANDARD: The OPFOR element attempts to delay, disrupt, or damage the enemy targets by air. 1. Locates the target (support sites or convoys). 2. Makes attack runs on the designated targets. 3. Inflicts heavy damage to the selected target. 4. Sustains no loss of aircraft. 5. Delays moving the force for more than one hour.

- ELEMENTS:** Company Headquarters
 Three Combat Support Element Platoon Headquarters
 Three Earthmoving Sections
 Three Dump Truck Sections
 Three Equipment Sections
 Maintenance Platoon Headquarters
 Unit Maintenance Section
 Direct Support Maintenance Section
 Maintenance Supply Section
 Maintenance Section
 Horizontal Construction Platoon
 Embankment Squad
 Grading and Compact Squad
 Excavation Squad
 Two General Construction Platoons
 Six General Construction Squads

TASK: Conduct a Tactical Road March (07-3-1123.05-T01A)
 (FM 7-10) (FM 7-8)

ITERATION: 1 2 3 4 5 M (Circle)
COMMANDER/LEADER ASSESSMENT: T P U (Circle)

CONDITIONS: The element is ordered to conduct a tactical road march. Digital units have performed functionality checks, and systems are operational. The enemy (no larger than a squad or platoon size) can assault mounted or dismounted and employ indirect fires or air support. Some iterations of this task should be performed in MOPP4.

TASK STANDARDS: The element crosses the start point (SP), follows the prescribed route without deviation (unless required otherwise by enemy action or at the direction of higher headquarters [HQ]), and crosses the release point (RP), all as specified in the order. Digital units send and receive reports using frequency-modulated (FM) or digital means. The time required to perform this task is increased when conducting it in mission-oriented protection posture (MOPP) 4.

TASK STEPS AND PERFORMANCE MEASURES	GO	NO-GO
<ul style="list-style-type: none"> * 1. The element leader issues a warning order (WO) to subordinate leaders. <ul style="list-style-type: none"> a. Included enough information for subordinate elements to prepare for the mission. b. Gave the WO immediately after being alerted for the mission. c. Included movement instructions if the movement was to be initiated before the operation order (OPORD) was issued. d. Addressed items not covered in the unit's standing operating procedure (SOP). e. Specified the time and location to issue the OPORD. * 2. The element leader completes the plan and issues the march order. <ul style="list-style-type: none"> a. Provided a statement of the enemy situation, weather, and visibility conditions. b. Identified the route, the SP, the RP, critical points, and other control points. c. Provided the order of movement, the order of march, the march rate, and the distance to maintain between units. d. Established security tasks for subordinate elements, to include all-around security and air guard coverage for the entire element. 		

TASK STEPS AND PERFORMANCE MEASURES	GO	NO-GO
<p>e. Addressed contingencies for actions on enemy contact.</p> <p>NOTE: Plans must include the reaction to an enemy ambush; indirect fire; air attack; nuclear, biological, and chemical (NBC) attack; and sniper fires.</p> <p>f. Provided the soldiers with load guides.</p> <p>g. Ensured that subordinate leaders briefed their plans.</p> <p>3. The element conducts the necessary resupply of water, rations, ammunition, batteries, and special-issue items.</p> <p>a. Inspected personnel and vehicles for the proper load and equipment and their readiness to move.</p> <p>b. Completed a communications check using digital and FM radios to report the element's readiness to move.</p> <p>4. The element conducts the road movement.</p> <p>a. Crossed the SP at the designated time.</p> <p>b. Maintained personnel and vehicle intervals and the march rate specified in the order or the unit's SOP.</p> <p>c. Followed the prescribed route.</p> <p>5. The element maintains local security throughout the movement.</p> <p>a. Maintained all-around observation at all times, to include air guards.</p> <p>b. Oriented as directed, to establish local security.</p> <p>6. The unit reports and reacts to enemy contact using the Digital Reconnaissance System (DRS).</p> <p>a. Reported and reacted according to directions in the OPORD.</p> <p>b. Reported and reacted according to the unit's SOP.</p> <p>7. The unit halts.</p> <p>a. Conducted the halt at regular intervals according to the unit's SOP (as the tactical situation permitted) to rest the troops, adjust and redistribute the equipment, and perform foot hygiene.</p> <p>b. Positioned the element to provide all-around security.</p> <p>c. Reported all halts to the next higher HQ using the digital reporting procedures on the mobile subscriber radiotelephone terminal (MSRT).</p> <p>d. Positioned vehicles in a herringbone formation.</p> <p>e. Dismounted personnel to provide local security.</p> <p>f. Checked the condition of the personnel and equipment.</p> <p>g. Coordinated with the adjacent unit.</p> <p>h. Reported status to higher HQ using the digital reporting procedures on the MSRT.</p> <p>* 8. The leader controls the unit.</p> <p>a. Used visual, messenger, digital, or radio signals for control throughout the movement.</p> <p>b. Reported control measures as directed by the SOP or the order using the DRS.</p> <p>c. Used control measures from the order, modified as needed.</p> <p>9. The element arrives at the RP at the time specified in the order.</p> <p>a. Met the quartering-party guide, if one was designated.</p> <p>b. Passed through the RP without halting.</p> <p>c. Reported the crossing to higher HQ using the digital reporting procedures on the MSRT.</p>		

TASK PERFORMANCE / EVALUATION SUMMARY BLOCK							
ITERATION	1	2	3	4	5	M	TOTAL
TOTAL TASK STEPS EVALUATED							
TOTAL TASK STEPS "GO"							
TRAINING STATUS "GO"/"NO-GO"							

"*" indicates a leader task step.

SUPPORTING INDIVIDUAL TASKS

Task Number	Task Title	References
052-191-1501	Perform Individual Camouflage	STP 21-1-SMCT
071-329-1000	Identify Topographic Symbols on a Military Map	STP 21-1-SMCT
071-329-1001	Identify Terrain Features on a Map	STP 21-1-SMCT
071-329-1002	Determine the Grid Coordinates of a Point on a Military Map	STP 21-1-SMCT
071-329-1003	Determine a Magnetic Azimuth Using a Lensatic Compass	STP 21-1-SMCT
071-329-1005	Determine a Location on the Ground by Terrain Association	STP 21-1-SMCT
071-329-1008	Measure Distance on a Map	STP 21-1-SMCT
071-329-1012	Orient a Map to the Ground by Map Terrain Association	STP 21-1-SMCT
071-329-1018	Determine Direction Without a Compass	STP 21-1-SMCT
071-331-0804	Perform Surveillance Without the Aid of Electronic Devices	STP 21-1-SMCT
071-331-0815	Practice Noise, Light, and Litter Discipline	STP 21-1-SMCT
113-571-1022	Perform Voice Communications	STP 21-1-SMCT
121-030-3534	Report Casualties	STP 21-24-SMCT
301-348-1050	Report Information of Potential Intelligence Value	STP 21-1-SMCT
551-721-1359	Drive Vehicle in a Convoy	STP 21-1-SMCT
551-721-1363	Drive Vehicle With or Without Trailer/Semitrailer in Blackout Conditions	STP 21-1-SMCT
551-721-1408	Implement Defensive Procedures when Under Enemy Attack or Ambush in a Truck Convoy	STP 21-1-SMCT

SUPPORTING COLLECTIVE TASKS: NONE

OPFOR TASKS AND STANDARDS

TASK: Surrender to the Capturing Unit on the Battlefield (5-OPFOR-0024)

CONDITION: The enemy has captured the opposing forces (OPFOR) element's soldiers, documents, and equipment sensitive to the OPFOR tactical operations.

STANDARD: The OPFOR soldiers retain or destroy documents and equipment. The OPFOR element surrenders documents and equipment of no tactical use to the enemy and attempts to conceal or destroy items of tactical value. The OPFOR element attempts escape and evasion. 1. Prevents the successful capture of documents and equipment. 2. Destroys documents and equipment. 3. Removes identifying markings from equipment. 4. Removes unit-identifying insignia. 5. Provides misleading information. 6. Plans an escape. 7. Delays movement to the nearest collection point. 8. Prevents safeguarding of enemy prisoners of war (EPWs) in order to cause embarrassment to the United States (US).

TASK: Disrupt Movement (5-OPFOR-0014)

CONDITION: The enemy is expected to move through the opposing forces (OPFOR) element's area of operations. The OPFOR element has received an operation order (OPORD) or fragmentary order (FRAGO) to disrupt enemy movement. The enemy has the capability to defend with direct fire and antiarmor weapons.

STANDARD: The OPFOR element delays enemy movement. 1. Delays the element. 2. Forces the element to deviate from its route. 3. Prevents the element from reaching its destination. 4. Surprises the element's main body.

TASK: Disrupt a Route Reconnaissance (5-OPFOR-0021)

CONDITION: The enemy is conducting a route reconnaissance. The opposing forces (OPFOR) element is positioned along the enemy's route.

STANDARD: The OPFOR element attempts to disrupt a squad/section conducting a route reconnaissance. 1. Prevents the unit from meeting its specified time schedule. 2. Forces the unit to deviate from its specified route. 3. Prevents the unit from reaching its assigned destination. 4. Surprises the squad/section. 5. Inflicts casualties on the unit.

TASK: Conduct a Raid (5-OPFOR-0004)

CONDITION: The opposing forces (OPFOR) element has occupied an objective rally point and has orders to conduct a raid on a combat service support (CSS) base.

STANDARD: The OPFOR element infiltrates the enemy's base and destroys all of the targets. 1. Surprises the enemy forces. 2. Assaults the support base and accomplishes the assigned tasks. 3. Destroys the specified equipment and supplies. 4. Avoids being decisively engaged. 5. Withdraws all personnel from the objective areas within the time prescribed. 6. Obtains all priority intelligence requirements (PIR) from the raid site. 7. Sustains only light casualties from enemy fire.

TASK: Conduct an Aerial Reconnaissance (5-OPFOR-0010)

CONDITION: The opposing forces (OPFOR) headquarters (HQ) element requires intelligence on the locations and identification of enemy elements. An aircraft is dispatched to take photographs and make a visual inspection of the enemy rear area.

STANDARD: The OPFOR element gathers photograph intelligence of the enemy. 1. Photographs the assigned sectors. 2. Makes quick visual checks where the ceiling is low. 3. Locates enemy positions in the area, particularly support and storage bases, and command and control (C2) facilities. 4. Sustains no loss of aircraft. 5. Reports priority intelligence requirements (PIR) and other information requirements to the OPFOR HQ.

TASK: Defeat Obstacles (5-OPFOR-0009)

CONDITION: The opposing forces (OPFOR) element encounters an obstacle that blocks the avenue of approach as it advances upon the enemy forces.

STANDARD: The OPFOR element bypasses or breaches the enemy obstacle. 1. Detects the obstacle before halting its main body. 2. Defeats the obstacle. a. Bypasses the obstacle without entering the engagement areas. b. Breaches the obstacle within 45 minutes and passes its entire force through the obstacle. 3. Does not incur degradation to the point that the mission must be discontinued.

TASK: Conduct an Attack (5-OPFOR-0008)

CONDITION: The enemy is conducting tactical operations. The opposing forces (OPFOR) element receives orders to attack the enemy, the area of occupation, or the main supply route (MSR) with smoke.

STANDARD: The OPFOR element disrupts the enemy's movement and smoke operations. 1. Determines the delivery method of the smoke attack. 2. Locates the target. 3. Delivers the smoke attack downwind. 4. Attacks the enemy with smoke, and surge attacks when the enemy responds to the smoke.

TASK: Disrupt Construction of Vehicle Fighting Positions (5-OPFOR-0020)

CONDITION: The opposing forces (OPFOR) element has located the enemy. The priority intelligence requirements (PIR) and other intelligence obtained by OPFOR patrols indicate the enemy is constructing vehicle fighting positions within its defensive area. The OPFOR element has automatic and antiarmor weapons and light mortars.

STANDARD: The OPFOR element attempts to disrupt the enemy's efforts to establish vehicle fighting positions. 1. Locates the defensive area. 2. Surprises the main body. 3. Penetrates the defensive area with squad-size probes. 4. Inflicts casualties on the unit. 5. Destroys vehicles. 6. Disrupts the unit's preparations (prevents or delays beyond the unit's allotted time).

TASK: Disrupt an Engineer Reconnaissance (5-OPFOR-0022)

CONDITION: The enemy is conducting an engineer reconnaissance. The opposing forces (OPFOR) element is positioned along the enemy's route.

STANDARD: The OPFOR element disrupts an engineer reconnaissance. 1. Prevents the unit from meeting its specified time schedule. 2. Forces the unit to deviate from its specified route. 3. Prevents the unit from accomplishing its assigned engineer reconnaissance. 4. Surprises the unit conducting the reconnaissance.

TASK: Conduct Terrorist and Saboteur Attacks (5-OPFOR-0005)

CONDITION: The opposing forces (OPFOR) element dispatches small teams into the enemy's rear area to disrupt combat service support (CSS) operations.

STANDARD: The enemy sustains disrupted command and control (C2), destroyed equipment and supplies, and light casualties. 1. Locates rear support bases and C2 facilities. 2. Delays and disrupts CSS operations through probes. 3. Infiltrates CSS bases to conduct sabotage and terrorist activities. 4. Inflicts light casualties. 5. Destroys supplies and equipment.

TASK: Defend a Minefield (5-OPFOR-0023)

CONDITION: The enemy is conducting a minefield sweeping operation. The opposing forces (OPFOR) element has a minefield placed in the enemy's path. The minefield is under constant observation and fire.

STANDARD: The OPFOR element defends a minefield against an enemy element conducting a minefield sweeping operation. 1. Prevents the unit from detecting the obstacle. 2. Disrupts the minefield sweeping operation. 3. Prevents the unit from conducting the minefield sweeping operation, prevents the unit from moving all personnel through the breach or delays the completion of the minefield sweeping operation for more than 45 minutes.

TASK: Maintain Contact (5-OPFOR-0003)

CONDITION: The opposing forces (OPFOR) element is engaged with enemy base defense forces. The enemy forces are withdrawing under pressure.

STANDARD: The OPFOR element maintains enemy contact while the enemy withdraws. 1. Engages the enemy forces decisively. 2. Advances the OPFOR as the enemy forces withdraw. 3. Inflicts heavy casualties. 4. Captures the members of the enemy force. 5. Captures documents and equipment. 6. Safeguards captured documents, equipment, and personnel.

TASK: Conduct an Ambush (5-OPFOR-0007)

CONDITION: The enemy is moving in a convoy. The opposing forces (OPFOR) element is positioned along the enemy's route.

STANDARD: The OPFOR element inflicts casualties on the enemy and causes vehicle and equipment damage. 1. Prepares an ambush site before the element arrives. 2. Surprises march element forces. 3. Inflicts heavy casualties within the designated kill zone. 4. Inflicts heavy damage to vehicles and equipment within the designated kill zone. 5. Delays the march element from reaching a specified destination for a specified period of time. 6. Withdraws on order. 7. Sustains no casualties. 8. Reports actions to superiors.

TASK: Disrupt a Net Control Station (NCS) (5-OPFOR-0019)

CONDITION: The enemy has established a NCS. The opposing forces (OPFOR) element has radio and jamming equipment.

STANDARD: The OPFOR element attempts to disrupt an NCS. 1. Attempts to locate the radio frequency that the unit is operating on. 2. Attempts to enter the radio net. 3. Attempts to issue "bogus" orders to a unit on the net. 4. Jams the radio frequency and forces the unit to go to an alternate frequency.

TASK: Disrupt Defensive Preparations (5-OPFOR-0018)

CONDITION: The opposing forces (OPFOR) element has located the enemy. Priority intelligence requirements (PIR) and other intelligence requirements obtained by OPFOR patrols indicate that the enemy elements are establishing defensive positions. The OPFOR element has automatic and antiarmor weapons and light mortars.

STANDARD: The OPFOR element disrupts and delays the enemy's defensive preparations. 1. Locates and penetrates the enemy's security system. 2. Forces the enemy to delay defensive preparations. 3. Disrupts the enemy's obstacle preparations.

TASK: Disrupt Enemy Movement and Operations Using Tactical Nuclear Weapons (5-OPFOR-0016)

CONDITION: The opposing forces (OPFOR) element has located the enemy. Priority intelligence requirements (PIR) and other intelligence requirements have been obtained by OPFOR patrols. Tactical nuclear weapons are employed against key locations in the rear area.

STANDARD: The OPFOR element disrupts enemy movement and operations. 1. Disrupts or delays the movement of the enemy's equipment and supplies to the forward areas. 2. Destroys enemy equipment and supplies. 3. Inflicts a high rate of nuclear casualties among the enemy forces. 4. Denies the enemy the use of specified areas. 5. Contaminates the enemy's equipment and supplies.

TASK: Disrupt Quartering Party Operations (5-OPFOR-0017)

CONDITION: The enemy is conducting quartering party operations. It has established an assembly area (AA) but has not moved in the main body.

STANDARD: The opposing forces (OPFOR) element attempts to disrupt quartering party operations and infiltrate the enemy's AA. 1. Locates the quartering party and the AA. 2. Surprises the main body. 3. Penetrates the AA with squad-size probes. 4. Inflicts personnel casualties and vehicle damage. 5. Disrupts the unit's preparations (prevents or delays beyond the unit's allotted time).

TASK: Disrupt Enemy Movement and Operations Using Persistent and Nonpersistent Chemical Weapons (5-OPFOR-0015)

CONDITION: The opposing forces (OPFOR) element has located the enemy. Priority intelligence requirements (PIR) and other intelligence requirements have been obtained by OPFOR patrols. The OPFOR units deliver chemical agents, by means of conventional artillery weapons or aircraft, along selected supply routes and key bases in the rear area.

STANDARD: The OPFOR element disrupts enemy movement and operations using persistent and nonpersistent chemical weapons. 1. Delivers chemical agents in low and densely wooded areas. 2. Delays the movement of enemy supplies and equipment to the forward areas. 3. Restricts the movement of the enemy units in the rear area. 4. Channels the movement of enemy units into predesignated ambush areas. 5. Contaminates enemy supplies and equipment. 6. Inflicts a high rate of casualties on enemy forces.

TASK: Disrupt Assembly Area (AA) Activities (5-OPFOR-0013)

CONDITION: Intelligence reports indicate that platoon- and company-size enemy units are operating in the opposing forces (OPFOR) area of operations. Enemy units can defend from AAs with direct fire, antiarmor weapons, and indirect fire. The enemy has close air support (CAS) and nuclear, biological, and chemical (NBC) capabilities.

STANDARD: The OPFOR element locates and disrupts the enemy's AA activities. 1. Locates the element's AA. 2. Probes the AA with squad- or team-size elements. 3. Inflicts more than 5 percent casualties on the element. 4. Disrupts the element's preparations (prevents or delays beyond the element's allotted time).

TASK: Counter Passage of Lines (5-OPFOR-0012)

CONDITION: Enemy forces are in defensive positions, but they are expected to attempt passage-of-lines operations. The opposing forces (OPFOR) received orders to disrupt enemy passage-of-lines operations.

STANDARD: The OPFOR element delays or prevents enemy passage of lines. 1. Delays the passage. 2. Prevents the company from moving all personnel through the stationary unit. 3. Engages the main body of either the moving or the stationary unit.

TASK: Attack (5-OPFOR-0001)

CONDITION: The opposing forces (OPFOR) element has located the enemy. The priority intelligence requirements (PIR) and other intelligence requirements have been obtained by OPFOR patrols. The OPFOR element has automatic and antiarmor weapons and light mortars.

STANDARD: The OPFOR element attempts to seize the terrain, vehicles, or equipment. 1. Develops an attack plan. 2. Surprises the enemy unit's main body. 3. Initiates the attack using a scheme of maneuver that exploits the enemy's flanks, gaps, and weaknesses. 4. Uses covered and concealed routes to approach the enemy forces' flanks, gaps, or weakly held areas. 5. Employs indirect fire to support the attack. 6. Penetrates enemy defenses. 7. Destroys equipment and supplies. 8. Inflicts heavy casualties. 9. Isolates the combat service support (CSS) base by blocking reinforcements. 10. Forces enemy units to displace. 11. Avoids being fixed in one position. 12. Withdraws before the CSS base is reinforced with tactical combat forces.

TASK: Conduct Sniper Operations (5-OPFOR-0006)

CONDITION: The opposing forces (OPFOR) element has assigned snipers (regular or irregular elements) in the enemy's rear area along the main supply route (MSR) and near support sites.

STANDARD: The OPFOR element kills or wounds targets. 1. Sets up a well-concealed location. 2. Engages vehicle drivers or personnel on foot with short bursts of semiautomatic fire. 3. Kills or wounds selected targets. 4. Prevents the position from being discovered by enemy forces. 5. Evacuates the area without being spotted. 6. Reports all specified priority intelligence requirements (PIR) and other intelligence requirements to the OPFOR headquarters (HQ).

TASK: Conduct Air Attacks (5-OPFOR-0002)

CONDITION: The opposing forces (OPFOR) element in the rear area has forwarded the positions of the enemy support sites or the locations of moving elements. The OPFOR aircraft have been dispatched to attack enemy installations or convoys.

STANDARD: The OPFOR element attempts to delay, disrupt, or damage the enemy targets by air. 1. Locates the target (support sites or convoys). 2. Makes attack runs on the designated targets. 3. Inflicts heavy damage to the selected target. 4. Sustains no loss of aircraft. 5. Delays moving the force for more than one hour.

ELEMENTS: Horizontal Construction Platoon
 Embankment Squad
 Grading and Compact Squad
 Excavation Squad
 Two General Construction Platoons
 Six General Construction Squads

TASK: Conduct Actions at Danger Areas (07-3-1135.05-T01A)
 (FM 7-8) (ARTEP 7-8-DRILL) (FM 7-7J)

ITERATION: 1 2 3 4 5 M (Circle)
COMMANDER/LEADER ASSESSMENT: T P U (Circle)

CONDITIONS: The platoon is part of a larger force moving dismounted and encounters a danger area that cannot be bypassed. The platoon must provide its own security. Rules of engagement (ROE) have been published. Some iterations of this task should be performed in MOPP4.

TASK STANDARDS: The platoon prevents the enemy from surprising the main body. The platoon moves all personnel and equipment across the danger area. The platoon prevents decisive engagement by the enemy. The United States (US) forces comply with the ROE. The time required to perform this task is increased when conducting it in mission-oriented protection posture (MOPP) 4.

TASK STEPS AND PERFORMANCE MEASURES	GO	NO-GO
<ul style="list-style-type: none"> * 1. The platoon leader directs the platoon to take action on encountering a danger area. <ul style="list-style-type: none"> a. Ensured that the point man signaled "danger area" and it was relayed throughout the platoon. b. Halted the platoon and maintained local security. c. Moved forward to the point man and confirmed the danger area. * 2. The platoon leader directs the lead squad to reconnoiter the danger area and makes an estimate based on information received. <ul style="list-style-type: none"> a. Directed the route for the platoon, if the danger area could be bypassed. b. Controlled the crossing of the danger area with minimum time spent in or near the danger area. <ul style="list-style-type: none"> (1) Informed all squad leaders of the situation. (2) Designated the near- and farside rally points. (3) Directed the positioning of the nearside security team. (4) Selected a crossing point that provided cover and concealment. (5) Assigned the farside security team. * 3. The platoon leader selects the farside clearing method based on observable terrain. The secured area must be large enough to allow full deployment of the remainder of the platoon. 4. The nearside security team provides security. <ul style="list-style-type: none"> a. Observed to the flanks. b. Overwatched the crossing of the farside security team. c. Warned of enemy approach before the main body was engaged. 5. The farside team reconnoiters the farside. <ul style="list-style-type: none"> a. Crossed the danger area once the nearside security team was in place. 		

TASK STEPS AND PERFORMANCE MEASURES	GO	NO-GO
b. Reconnoitered the farside and ensured that any terrain (small hills, folds, streambeds) that might have concealed enemy positions was clear of the enemy. c. Established an observation post (OP) forward of the cleared area. d. Signaled to the squad leader that the area was clear; the message was relayed to the platoon leader. 6. The platoon crosses the danger area. a. Used the method designated by the platoon leader: line (all at once), wedge (file), small groups, or individually. b. Used nearside security to overwatch the platoon's crossing. c. Crossed the danger area quickly and quietly. d. If contact was made, executed Battle Drill 2, React to Contact (Army Training and Evaluation Program [ARTEP] 7-8-DRILL). e. Established local security once across the danger area. f. Completed the crossing with the nearside security team crossing the danger area and regaining its positions in the formation. 7. The platoon continues the mission. a. Accounted for all members. b. Resumed tactical movement. c. Maintained the proper formation and personnel intervals.		

TASK PERFORMANCE / EVALUATION SUMMARY BLOCK							
ITERATION	1	2	3	4	5	M	TOTAL
TOTAL TASK STEPS EVALUATED							
TOTAL TASK STEPS "GO"							
TRAINING STATUS "GO"/"NO-GO"							

"**" indicates a leader task step.

SUPPORTING INDIVIDUAL TASKS: NONE

SUPPORTING COLLECTIVE TASKS: NONE

OPFOR TASKS AND STANDARDS

TASK: Defend a Danger Area (07-OPFOR-1135)

CONDITION: The enemy is crossing an open area, road or trail, minefield, stream, or wire obstacle or he is passing a friendly position or village. The danger area is observed and covered by friendly fires.

STANDARD: The unit detects the crossing/passing decisively engages the enemy while he is in the danger area. The unit destroys or forces the enemy to withdraw. NOTE: During training exercises, the commander/leader can select the size of the OPFOR element his unit will face based on his unit's tactical proficiency.

TASK: Surrender to the Capturing Unit on the Battlefield (5-OPFOR-0024)

CONDITION: The enemy has captured the opposing forces (OPFOR) element's soldiers, documents, and equipment sensitive to the OPFOR tactical operations.

STANDARD: The OPFOR soldiers retain or destroy documents and equipment. The OPFOR element surrenders documents and equipment of no tactical use to the enemy and attempts to conceal or destroy items of tactical value. The OPFOR element attempts escape and evasion. 1. Prevents the successful capture of documents and equipment. 2. Destroys documents and equipment. 3. Removes identifying markings from equipment. 4. Removes unit-identifying insignia. 5. Provides misleading information. 6. Plans an escape. 7. Delays movement to the nearest collection point. 8. Prevents safeguarding of enemy prisoners of war (EPWs) in order to cause embarrassment to the United States (US).

TASK: Disrupt a Route Reconnaissance (5-OPFOR-0021)

CONDITION: The enemy is conducting a route reconnaissance. The opposing forces (OPFOR) element is positioned along the enemy's route.

STANDARD: The OPFOR element attempts to disrupt a squad/section conducting a route reconnaissance. 1. Prevents the unit from meeting its specified time schedule. 2. Forces the unit to deviate from its specified route. 3. Prevents the unit from reaching its assigned destination. 4. Surprises the squad/section. 5. Inflicts casualties on the unit.

TASK: Conduct a Raid (5-OPFOR-0004)

CONDITION: The opposing forces (OPFOR) element has occupied an objective rally point and has orders to conduct a raid on a combat service support (CSS) base.

STANDARD: The OPFOR element infiltrates the enemy's base and destroys all of the targets. 1. Surprises the enemy forces. 2. Assaults the support base and accomplishes the assigned tasks. 3. Destroys the specified equipment and supplies. 4. Avoids being decisively engaged. 5. Withdraws all personnel from the objective areas within the time prescribed. 6. Obtains all priority intelligence requirements (PIR) from the raid site. 7. Sustains only light casualties from enemy fire.

TASK: Conduct an Aerial Reconnaissance (5-OPFOR-0010)

CONDITION: The opposing forces (OPFOR) headquarters (HQ) element requires intelligence on the locations and identification of enemy elements. An aircraft is dispatched to take photographs and make a visual inspection of the enemy rear area.

STANDARD: The OPFOR element gathers photograph intelligence of the enemy. 1. Photographs the assigned sectors. 2. Makes quick visual checks where the ceiling is low. 3. Locates enemy positions in the area, particularly support and storage bases, and command and control (C2) facilities. 4. Sustains no loss of aircraft. 5. Reports priority intelligence requirements (PIR) and other information requirements to the OPFOR HQ.

TASK: Defeat Obstacles (5-OPFOR-0009)

CONDITION: The opposing forces (OPFOR) element encounters an obstacle that blocks the avenue of approach as it advances upon the enemy forces.

STANDARD: The OPFOR element bypasses or breaches the enemy obstacle. 1. Detects the obstacle before halting its main body. 2. Defeats the obstacle. a. Bypasses the obstacle without entering the engagement areas. b. Breaches the obstacle within 45 minutes and passes its entire force through the obstacle. 3. Does not incur degradation to the point that the mission must be discontinued.

TASK: Conduct an Attack (5-OPFOR-0008)

CONDITION: The enemy is conducting tactical operations. The opposing forces (OPFOR) element receives orders to attack the enemy, the area of occupation, or the main supply route (MSR) with smoke.

STANDARD: The OPFOR element disrupts the enemy's movement and smoke operations. 1. Determines the delivery method of the smoke attack. 2. Locates the target. 3. Delivers the smoke attack downwind. 4. Attacks the enemy with smoke, and surge attacks when the enemy responds to the smoke.

TASK: Disrupt Construction of Vehicle Fighting Positions (5-OPFOR-0020)

CONDITION: The opposing forces (OPFOR) element has located the enemy. The priority intelligence requirements (PIR) and other intelligence obtained by OPFOR patrols indicate the enemy is constructing vehicle fighting positions within its defensive area. The OPFOR element has automatic and antiarmor weapons and light mortars.

STANDARD: The OPFOR element attempts to disrupt the enemy's efforts to establish vehicle fighting positions. 1. Locates the defensive area. 2. Surprises the main body. 3. Penetrates the defensive area with squad-size probes. 4. Inflicts casualties on the unit. 5. Destroys vehicles. 6. Disrupts the unit's preparations (prevents or delays beyond the unit's allotted time).

TASK: Disrupt an Engineer Reconnaissance (5-OPFOR-0022)

CONDITION: The enemy is conducting an engineer reconnaissance. The opposing forces (OPFOR) element is positioned along the enemy's route.

STANDARD: The OPFOR element disrupts an engineer reconnaissance. 1. Prevents the unit from meeting its specified time schedule. 2. Forces the unit to deviate from its specified route. 3. Prevents the unit from accomplishing its assigned engineer reconnaissance. 4. Surprises the unit conducting the reconnaissance.

TASK: Conduct Terrorist and Saboteur Attacks (5-OPFOR-0005)

CONDITION: The opposing forces (OPFOR) element dispatches small teams into the enemy's rear area to disrupt combat service support (CSS) operations.

STANDARD: The enemy sustains disrupted command and control (C2), destroyed equipment and supplies, and light casualties. 1. Locates rear support bases and C2 facilities. 2. Delays and disrupts CSS operations through probes. 3. Infiltrates CSS bases to conduct sabotage and terrorist activities. 4. Inflicts light casualties. 5. Destroys supplies and equipment.

TASK: Defend a Minefield (5-OPFOR-0023)

CONDITION: The enemy is conducting a minefield sweeping operation. The opposing forces (OPFOR) element has a minefield placed in the enemy's path. The minefield is under constant observation and fire.

STANDARD: The OPFOR element defends a minefield against an enemy element conducting a minefield sweeping operation. 1. Prevents the unit from detecting the obstacle. 2. Disrupts the minefield sweeping operation. 3. Prevents the unit from conducting the minefield sweeping operation, prevents the unit from moving all personnel through the breach or delays the completion of the minefield sweeping operation for more than 45 minutes.

TASK: Maintain Contact (5-OPFOR-0003)

CONDITION: The opposing forces (OPFOR) element is engaged with enemy base defense forces. The enemy forces are withdrawing under pressure.

STANDARD: The OPFOR element maintains enemy contact while the enemy withdraws. 1. Engages the enemy forces decisively. 2. Advances the OPFOR as the enemy forces withdraw. 3. Inflicts heavy casualties. 4. Captures the members of the enemy force. 5. Captures documents and equipment. 6. Safeguards captured documents, equipment, and personnel.

TASK: Conduct an Ambush (5-OPFOR-0007)

CONDITION: The enemy is moving in a convoy. The opposing forces (OPFOR) element is positioned along the enemy's route.

STANDARD: The OPFOR element inflicts casualties on the enemy and causes vehicle and equipment damage. 1. Prepares an ambush site before the element arrives. 2. Surprises march element forces. 3. Inflicts heavy casualties within the designated kill zone. 4. Inflicts heavy damage to vehicles and equipment within the designated kill zone. 5. Delays the march element from reaching a specified destination for a specified period of time. 6. Withdraws on order. 7. Sustains no casualties. 8. Reports actions to superiors.

TASK: Disrupt a Net Control Station (NCS) (5-OPFOR-0019)

CONDITION: The enemy has established a NCS. The opposing forces (OPFOR) element has radio and jamming equipment.

STANDARD: The OPFOR element attempts to disrupt an NCS. 1. Attempts to locate the radio frequency that the unit is operating on. 2. Attempts to enter the radio net. 3. Attempts to issue "bogus" orders to a unit on the net. 4. Jams the radio frequency and forces the unit to go to an alternate frequency.

TASK: Disrupt Defensive Preparations (5-OPFOR-0018)

CONDITION: The opposing forces (OPFOR) element has located the enemy. Priority intelligence requirements (PIR) and other intelligence requirements obtained by OPFOR patrols indicate that the enemy elements are establishing defensive positions. The OPFOR element has automatic and antiarmor weapons and light mortars.

STANDARD: The OPFOR element disrupts and delays the enemy's defensive preparations. 1. Locates and penetrates the enemy's security system. 2. Forces the enemy to delay defensive preparations. 3. Disrupts the enemy's obstacle preparations.

TASK: Disrupt Enemy Movement and Operations Using Tactical Nuclear Weapons (5-OPFOR-0016)

CONDITION: The opposing forces (OPFOR) element has located the enemy. Priority intelligence requirements (PIR) and other intelligence requirements have been obtained by OPFOR patrols. Tactical nuclear weapons are employed against key locations in the rear area.

STANDARD: The OPFOR element disrupts enemy movement and operations. 1. Disrupts or delays the movement of the enemy's equipment and supplies to the forward areas. 2. Destroys enemy equipment and supplies. 3. Inflicts a high rate of nuclear casualties among the enemy forces. 4. Denies the enemy the use of specified areas. 5. Contaminates the enemy's equipment and supplies.

TASK: Disrupt Quarters Party Operations (5-OPFOR-0017)

CONDITION: The enemy is conducting quarters party operations. It has established an assembly area (AA) but has not moved in the main body.

STANDARD: The opposing forces (OPFOR) element attempts to disrupt quartering party operations and infiltrate the enemy's AA. 1. Locates the quartering party and the AA. 2. Surprises the main body. 3. Penetrates the AA with squad-size probes. 4. Inflicts personnel casualties and vehicle damage. 5. Disrupts the unit's preparations (prevents or delays beyond the unit's allotted time).

TASK: Disrupt Enemy Movement and Operations Using Persistent and Nonpersistent Chemical Weapons (5-OPFOR-0015)

CONDITION: The opposing forces (OPFOR) element has located the enemy. Priority intelligence requirements (PIR) and other intelligence requirements have been obtained by OPFOR patrols. The OPFOR units deliver chemical agents, by means of conventional artillery weapons or aircraft, along selected supply routes and key bases in the rear area.

STANDARD: The OPFOR element disrupts enemy movement and operations using persistent and nonpersistent chemical weapons. 1. Delivers chemical agents in low and densely wooded areas. 2. Delays the movement of enemy supplies and equipment to the forward areas. 3. Restricts the movement of the enemy units in the rear area. 4. Channels the movement of enemy units into predesignated ambush areas. 5. Contaminates enemy supplies and equipment. 6. Inflicts a high rate of casualties on enemy forces.

TASK: Disrupt Assembly Area (AA) Activities (5-OPFOR-0013)

CONDITION: Intelligence reports indicate that platoon- and company-size enemy units are operating in the opposing forces (OPFOR) area of operations. Enemy units can defend from AAs with direct fire, antiarmor weapons, and indirect fire. The enemy has close air support (CAS) and nuclear, biological, and chemical (NBC) capabilities.

STANDARD: The OPFOR element locates and disrupts the enemy's AA activities. 1. Locates the element's AA. 2. Probes the AA with squad- or team-size elements. 3. Inflicts more than 5 percent casualties on the element. 4. Disrupts the element's preparations (prevents or delays beyond the element's allotted time).

TASK: Disrupt Movement (5-OPFOR-0014)

CONDITION: The enemy is expected to move through the opposing forces (OPFOR) element's area of operations. The OPFOR element has received an operation order (OPORD) or fragmentary order (FRAGO) to disrupt enemy movement. The enemy has the capability to defend with direct fire and antiarmor weapons.

STANDARD: The OPFOR element delays enemy movement. 1. Delays the element. 2. Forces the element to deviate from its route. 3. Prevents the element from reaching its destination. 4. Surprises the element's main body.

TASK: Counter Passage of Lines (5-OPFOR-0012)

CONDITION: Enemy forces are in defensive positions, but they are expected to attempt passage-of-lines operations. The opposing forces (OPFOR) received orders to disrupt enemy passage-of-lines operations.

STANDARD: The OPFOR element delays or prevents enemy passage of lines. 1. Delays the passage. 2. Prevents the company from moving all personnel through the stationary unit. 3. Engages the main body of either the moving or the stationary unit.

TASK: Attack (5-OPFOR-0001)

CONDITION: The opposing forces (OPFOR) element has located the enemy. The priority intelligence requirements (PIR) and other intelligence requirements have been obtained by OPFOR patrols. The OPFOR element has automatic and antiarmor weapons and light mortars.

STANDARD: The OPFOR element attempts to seize the terrain, vehicles, or equipment. 1. Develops an attack plan. 2. Surprises the enemy unit's main body. 3. Initiates the attack using a scheme of maneuver that exploits the enemy's flanks, gaps, and weaknesses. 4. Uses covered and concealed routes to approach the enemy forces' flanks, gaps, or weakly held areas. 5. Employs indirect fire to support the attack. 6. Penetrates enemy defenses. 7. Destroys equipment and supplies. 8. Inflicts heavy casualties. 9. Isolates the combat service support (CSS) base by blocking reinforcements. 10. Forces enemy units to displace. 11. Avoids being fixed in one position. 12. Withdraws before the CSS base is reinforced with tactical combat forces.

TASK: Conduct Air Attacks (5-OPFOR-0002)

CONDITION: The opposing forces (OPFOR) element in the rear area has forwarded the positions of the enemy support sites or the locations of moving elements. The OPFOR aircraft have been dispatched to attack enemy installations or convoys.

STANDARD: The OPFOR element attempts to delay, disrupt, or damage the enemy targets by air. 1. Locates the target (support sites or convoys). 2. Makes attack runs on the designated targets. 3. Inflicts heavy damage to the selected target. 4. Sustains no loss of aircraft. 5. Delays moving the force for more than one hour.

TASK: Conduct Sniper Operations (5-OPFOR-0006)

CONDITION: The opposing forces (OPFOR) element has assigned snipers (regular or irregular elements) in the enemy's rear area along the main supply route (MSR) and near support sites.

STANDARD: The OPFOR element kills or wounds targets. 1. Sets up a well-concealed location. 2. Engages vehicle drivers or personnel on foot with short bursts of semiautomatic fire. 3. Kills or wounds selected targets. 4. Prevents the position from being discovered by enemy forces. 5. Evacuates the area without being spotted. 6. Reports all specified priority intelligence requirements (PIR) and other intelligence requirements to the OPFOR headquarters (HQ).

- ELEMENTS:** Three Combat Support Element Platoon Headquarters
 Three Earthmoving Sections
 Three Dump Truck Sections
 Three Equipment Sections
 Maintenance Platoon Headquarters
 Unit Maintenance Section
 Direct Support Maintenance Section
 Maintenance Supply Section
 Company Headquarters
 Maintenance Section
 Horizontal Construction Platoon
 Embankment Squad
 Grading and Compact Squad
 Excavation Squad
 Two General Construction Platoons
 Six General Construction Squads

TASK: Defend a Battle Position (07-3-4129.05-T01A)
 (FM 7-7) (FM 7-10) (FM 7-7J)
 (FM 7-8)

ITERATION: 1 2 3 4 5 M (Circle)

COMMANDER/LEADER ASSESSMENT: T P U (Circle)

CONDITIONS: The element is occupying prepared defensive positions. Intelligence reports indicate that small opposing forces (OPFOR) elements have been sighted in the operational area. The OPFOR patrols have increased in the sector. The OPFOR attacks the platoon. Some iterations of this task should be performed in MOPP4.

TASK STANDARDS: The elements in the main defensive positions are not surprised by the OPFOR. The platoon denies enemy penetration of the defensive positions and engages attacking units, forcing enemy withdrawal. The time required to perform this task is increased when conducting it in mission-oriented protection posture (MOPP) 4.

TASK STEPS AND PERFORMANCE MEASURES	GO	NO-GO
<ol style="list-style-type: none"> 1. The observation posts (OPs) detect and correctly identify the enemy. <ol style="list-style-type: none"> a. Reported enemy activity before the main body was engaged. b. Reported using the size, activity, location, unit, time, and equipment (SALUTE) format. 2. Unit personnel are alerted and occupy fighting positions. <ol style="list-style-type: none"> a. Actuated the alert plan according to the unit's standing operating procedure (SOP). b. Occupied the fighting positions within 1 minute of the initial warning. 3. The unit reports enemy contact. <ol style="list-style-type: none"> a. Reported enemy contact using the SALUTE format to the company headquarters (HQ) within 1 minute of contact using the FM radio. b. Rendered additional situation reports (SITREPs) as the situation changed. 4. The OPs return to the unit's position. <ol style="list-style-type: none"> a. Used covered and concealed routes back to the defensive position. b. Did not become decisively engaged. 		

TASK STEPS AND PERFORMANCE MEASURES	GO	NO-GO
<p>* 5. The element leader requests indirect fire and/or close air support, if available and applicable.</p> <ul style="list-style-type: none"> a. Initiated the call-for-fire procedure within 1 minute of target acquisition. b. Adjusted the fire (if required) within 30 seconds of round impact. <p>6. The unit reacts to the enemy.</p> <ul style="list-style-type: none"> a. Executed the obstacle plan according to the operation order (OPORD) or the fragmentary order (FRAGO); for example, detonated demolitions, detonated claymore mines on order, or triggered lines. b. Fired organic weapons as the enemy came into range or as ordered to do so. c. Controlled the distribution and the rate of fire to ensure that a continuous volume of effective fire was placed on the enemy. d. Repositioned vehicles, squads, and individuals to alternate and supplementary positions using covered and concealed routes, as needed. e. Initiated final protective fires (FPF), if required. f. Directed counterattacks of reserves to eject enemy penetrations, if required. g. Defended the position until the enemy was repelled or when orders to disengage were received from higher HQ. h. Sustained no friendly casualties due to friendly fire. <p>7. The unit reacts to the indirect fire.</p> <ul style="list-style-type: none"> a. Initiated the alert by any member yelling INCOMING and alerted subordinate elements by other available communications means. b. Sought protection under the overhead cover of the fighting positions. If personnel were in the open, they moved to fighting positions or out of the area. c. Moved vehicles out of the impact area to alternate positions, if applicable. <p>* 8. Leaders reorganize the element.</p> <ul style="list-style-type: none"> a. Reestablished the chain of command. b. Submitted the SITREP to the company commander. c. Cross-leveled the unit to fill critical positions caused by casualties. d. Redistributed the ammunition. e. Reestablished operations, key weapons, and positions immediately. f. Treated and evacuated casualties as necessary and reviewed all first aid common tasks. g. Submitted casualty reports. h. Updated the personnel roster. i. Processed enemy prisoners of war (EPWs) and captured materials. <p>* 9. Leaders consolidate the element.</p> <ul style="list-style-type: none"> a. Repositioned the operations. b. Reestablished communication with the elements. c. Repositioned the personnel. d. Reassigned the sectors of fire to cover all gaps. e. Implemented the sleep and alert plans. <p>10. The unit continues the mission.</p> <ul style="list-style-type: none"> a. Continued on orders from the company commander. b. Continued as soon as the tactical situation permitted. 		

TASK PERFORMANCE / EVALUATION SUMMARY BLOCK							
ITERATION	1	2	3	4	5	M	TOTAL
TOTAL TASK STEPS EVALUATED							
TOTAL TASK STEPS "GO"							
TRAINING STATUS "GO"/"NO-GO"							

"*" indicates a leader task step.

SUPPORTING INDIVIDUAL TASKS: NONE

SUPPORTING COLLECTIVE TASKS: NONE

OPFOR TASKS AND STANDARDS

TASK: Surrender to the Capturing Unit on the Battlefield (5-OPFOR-0024)

CONDITION: The enemy has captured the opposing forces (OPFOR) element's soldiers, documents, and equipment sensitive to the OPFOR tactical operations.

STANDARD: The OPFOR soldiers retain or destroy documents and equipment. The OPFOR element surrenders documents and equipment of no tactical use to the enemy and attempts to conceal or destroy items of tactical value. The OPFOR element attempts escape and evasion. 1. Prevents the successful capture of documents and equipment. 2. Destroys documents and equipment. 3. Removes identifying markings from equipment. 4. Removes unit-identifying insignia. 5. Provides misleading information. 6. Plans an escape. 7. Delays movement to the nearest collection point. 8. Prevents safeguarding of enemy prisoners of war (EPWs) in order to cause embarrassment to the United States (US).

TASK: Disrupt a Route Reconnaissance (5-OPFOR-0021)

CONDITION: The enemy is conducting a route reconnaissance. The opposing forces (OPFOR) element is positioned along the enemy's route.

STANDARD: The OPFOR element attempts to disrupt a squad/section conducting a route reconnaissance. 1. Prevents the unit from meeting its specified time schedule. 2. Forces the unit to deviate from its specified route. 3. Prevents the unit from reaching its assigned destination. 4. Surprises the squad/section. 5. Inflicts casualties on the unit.

TASK: Conduct a Raid (5-OPFOR-0004)

CONDITION: The opposing forces (OPFOR) element has occupied an objective rally point and has orders to conduct a raid on a combat service support (CSS) base.

STANDARD: The OPFOR element infiltrates the enemy's base and destroys all of the targets. 1. Surprises the enemy forces. 2. Assaults the support base and accomplishes the assigned tasks. 3. Destroys the specified equipment and supplies. 4. Avoids being decisively engaged. 5. Withdraws all personnel from the objective areas within the time prescribed. 6. Obtains all priority intelligence requirements (PIR) from the raid site. 7. Sustains only light casualties from enemy fire.

TASK: Conduct an Aerial Reconnaissance (5-OPFOR-0010)

CONDITION: The opposing forces (OPFOR) headquarters (HQ) element requires intelligence on the locations and identification of enemy elements. An aircraft is dispatched to take photographs and make a visual inspection of the enemy rear area.

STANDARD: The OPFOR element gathers photograph intelligence of the enemy. 1. Photographs the assigned sectors. 2. Makes quick visual checks where the ceiling is low. 3. Locates enemy positions in the area, particularly support and storage bases, and command and control (C2) facilities. 4. Sustains no loss of aircraft. 5. Reports priority intelligence requirements (PIR) and other information requirements to the OPFOR HQ.

TASK: Defeat Obstacles (5-OPFOR-0009)

CONDITION: The opposing forces (OPFOR) element encounters an obstacle that blocks the avenue of approach as it advances upon the enemy forces.

STANDARD: The OPFOR element bypasses or breaches the enemy obstacle. 1. Detects the obstacle before halting its main body. 2. Defeats the obstacle. a. Bypasses the obstacle without entering the engagement areas. b. Breaches the obstacle within 45 minutes and passes its entire force through the obstacle. 3. Does not incur degradation to the point that the mission must be discontinued.

TASK: Conduct an Attack (5-OPFOR-0008)

CONDITION: The enemy is conducting tactical operations. The opposing forces (OPFOR) element receives orders to attack the enemy, the area of occupation, or the main supply route (MSR) with smoke.

STANDARD: The OPFOR element disrupts the enemy's movement and smoke operations. 1. Determines the delivery method of the smoke attack. 2. Locates the target. 3. Delivers the smoke attack downwind. 4. Attacks the enemy with smoke, and surge attacks when the enemy responds to the smoke.

TASK: Disrupt Construction of Vehicle Fighting Positions (5-OPFOR-0020)

CONDITION: The opposing forces (OPFOR) element has located the enemy. The priority intelligence requirements (PIR) and other intelligence obtained by OPFOR patrols indicate the enemy is constructing vehicle fighting positions within its defensive area. The OPFOR element has automatic and antiarmor weapons and light mortars.

STANDARD: The OPFOR element attempts to disrupt the enemy's efforts to establish vehicle fighting positions. 1. Locates the defensive area. 2. Surprises the main body. 3. Penetrates the defensive area with squad-size probes. 4. Inflicts casualties on the unit. 5. Destroys vehicles. 6. Disrupts the unit's preparations (prevents or delays beyond the unit's allotted time).

TASK: Disrupt an Engineer Reconnaissance (5-OPFOR-0022)

CONDITION: The enemy is conducting an engineer reconnaissance. The opposing forces (OPFOR) element is positioned along the enemy's route.

STANDARD: The OPFOR element disrupts an engineer reconnaissance. 1. Prevents the unit from meeting its specified time schedule. 2. Forces the unit to deviate from its specified route. 3. Prevents the unit from accomplishing its assigned engineer reconnaissance. 4. Surprises the unit conducting the reconnaissance.

TASK: Conduct Terrorist and Saboteur Attacks (5-OPFOR-0005)

CONDITION: The opposing forces (OPFOR) element dispatches small teams into the enemy's rear area to disrupt combat service support (CSS) operations.

STANDARD: The enemy sustains disrupted command and control (C2), destroyed equipment and supplies, and light casualties. 1. Locates rear support bases and C2 facilities. 2. Delays and disrupts CSS operations through probes. 3. Infiltrates CSS bases to conduct sabotage and terrorist activities. 4. Inflicts light casualties. 5. Destroys supplies and equipment.

TASK: Defend a Minefield (5-OPFOR-0023)

CONDITION: The enemy is conducting a minefield sweeping operation. The opposing forces (OPFOR) element has a minefield placed in the enemy's path. The minefield is under constant observation and fire.

STANDARD: The OPFOR element defends a minefield against an enemy element conducting a minefield sweeping operation. 1. Prevents the unit from detecting the obstacle. 2. Disrupts the minefield sweeping operation. 3. Prevents the unit from conducting the minefield sweeping operation, prevents the unit from moving all personnel through the breach or delays the completion of the minefield sweeping operation for more than 45 minutes.

TASK: Maintain Contact (5-OPFOR-0003)

CONDITION: The opposing forces (OPFOR) element is engaged with enemy base defense forces. The enemy forces are withdrawing under pressure.

STANDARD: The OPFOR element maintains enemy contact while the enemy withdraws. 1. Engages the enemy forces decisively. 2. Advances the OPFOR as the enemy forces withdraw. 3. Inflicts heavy casualties. 4. Captures the members of the enemy force. 5. Captures documents and equipment. 6. Safeguards captured documents, equipment, and personnel.

TASK: Conduct an Ambush (5-OPFOR-0007)

CONDITION: The enemy is moving in a convoy. The opposing forces (OPFOR) element is positioned along the enemy's route.

STANDARD: The OPFOR element inflicts casualties on the enemy and causes vehicle and equipment damage. 1. Prepares an ambush site before the element arrives. 2. Surprises march element forces. 3. Inflicts heavy casualties within the designated kill zone. 4. Inflicts heavy damage to vehicles and equipment within the designated kill zone. 5. Delays the march element from reaching a specified destination for a specified period of time. 6. Withdraws on order. 7. Sustains no casualties. 8. Reports actions to superiors.

TASK: Disrupt a Net Control Station (NCS) (5-OPFOR-0019)

CONDITION: The enemy has established a NCS. The opposing forces (OPFOR) element has radio and jamming equipment.

STANDARD: The OPFOR element attempts to disrupt an NCS. 1. Attempts to locate the radio frequency that the unit is operating on. 2. Attempts to enter the radio net. 3. Attempts to issue "bogus" orders to a unit on the net. 4. Jams the radio frequency and forces the unit to go to an alternate frequency.

TASK: Disrupt Defensive Preparations (5-OPFOR-0018)

CONDITION: The opposing forces (OPFOR) element has located the enemy. Priority intelligence requirements (PIR) and other intelligence requirements obtained by OPFOR patrols indicate that the enemy elements are establishing defensive positions. The OPFOR element has automatic and antiarmor weapons and light mortars.

STANDARD: The OPFOR element disrupts and delays the enemy's defensive preparations. 1. Locates and penetrates the enemy's security system. 2. Forces the enemy to delay defensive preparations. 3. Disrupts the enemy's obstacle preparations.

TASK: Disrupt Enemy Movement and Operations Using Tactical Nuclear Weapons (5-OPFOR-0016)

CONDITION: The opposing forces (OPFOR) element has located the enemy. Priority intelligence requirements (PIR) and other intelligence requirements have been obtained by OPFOR patrols. Tactical nuclear weapons are employed against key locations in the rear area.

STANDARD: The OPFOR element disrupts enemy movement and operations. 1. Disrupts or delays the movement of the enemy's equipment and supplies to the forward areas. 2. Destroys enemy equipment and supplies. 3. Inflicts a high rate of nuclear casualties among the enemy forces. 4. Denies the enemy the use of specified areas. 5. Contaminates the enemy's equipment and supplies.

TASK: Disrupt Quartering Party Operations (5-OPFOR-0017)

CONDITION: The enemy is conducting quartering party operations. It has established an assembly area (AA) but has not moved in the main body.

STANDARD: The opposing forces (OPFOR) element attempts to disrupt quartering party operations and infiltrate the enemy's AA. 1. Locates the quartering party and the AA. 2. Surprises the main body. 3. Penetrates the AA with squad-size probes. 4. Inflicts personnel casualties and vehicle damage. 5. Disrupts the unit's preparations (prevents or delays beyond the unit's allotted time).

TASK: Disrupt Enemy Movement and Operations Using Persistent and Nonpersistent Chemical Weapons (5-OPFOR-0015)

CONDITION: The opposing forces (OPFOR) element has located the enemy. Priority intelligence requirements (PIR) and other intelligence requirements have been obtained by OPFOR patrols. The OPFOR units deliver chemical agents, by means of conventional artillery weapons or aircraft, along selected supply routes and key bases in the rear area.

STANDARD: The OPFOR element disrupts enemy movement and operations using persistent and nonpersistent chemical weapons. 1. Delivers chemical agents in low and densely wooded areas. 2. Delays the movement of enemy supplies and equipment to the forward areas. 3. Restricts the movement of the enemy units in the rear area. 4. Channels the movement of enemy units into predesignated ambush areas. 5. Contaminates enemy supplies and equipment. 6. Inflicts a high rate of casualties on enemy forces.

TASK: Disrupt Assembly Area (AA) Activities (5-OPFOR-0013)

CONDITION: Intelligence reports indicate that platoon- and company-size enemy units are operating in the opposing forces (OPFOR) area of operations. Enemy units can defend from AAs with direct fire, antiarmor weapons, and indirect fire. The enemy has close air support (CAS) and nuclear, biological, and chemical (NBC) capabilities.

STANDARD: The OPFOR element locates and disrupts the enemy's AA activities. 1. Locates the element's AA. 2. Probes the AA with squad- or team-size elements. 3. Inflicts more than 5 percent casualties on the element. 4. Disrupts the element's preparations (prevents or delays beyond the element's allotted time).

TASK: Disrupt Movement (5-OPFOR-0014)

CONDITION: The enemy is expected to move through the opposing forces (OPFOR) element's area of operations. The OPFOR element has received an operation order (OPORD) or fragmentary order (FRAGO) to disrupt enemy movement. The enemy has the capability to defend with direct fire and antiarmor weapons.

STANDARD: The OPFOR element delays enemy movement. 1. Delays the element. 2. Forces the element to deviate from its route. 3. Prevents the element from reaching its destination. 4. Surprises the element's main body.

TASK: Counter Passage of Lines (5-OPFOR-0012)

CONDITION: Enemy forces are in defensive positions, but they are expected to attempt passage-of-lines operations. The opposing forces (OPFOR) received orders to disrupt enemy passage-of-lines operations.

STANDARD: The OPFOR element delays or prevents enemy passage of lines. 1. Delays the passage. 2. Prevents the company from moving all personnel through the stationary unit. 3. Engages the main body of either the moving or the stationary unit.

TASK: Attack (5-OPFOR-0001)

CONDITION: The opposing forces (OPFOR) element has located the enemy. The priority intelligence requirements (PIR) and other intelligence requirements have been obtained by OPFOR patrols. The OPFOR element has automatic and antiarmor weapons and light mortars.

STANDARD: The OPFOR element attempts to seize the terrain, vehicles, or equipment. 1. Develops an attack plan. 2. Surprises the enemy unit's main body. 3. Initiates the attack using a scheme of maneuver that exploits the enemy's flanks, gaps, and weaknesses. 4. Uses covered and concealed routes to approach the enemy forces' flanks, gaps, or weakly held areas. 5. Employs indirect fire to support the attack. 6. Penetrates enemy defenses. 7. Destroys equipment and supplies. 8. Inflicts heavy casualties. 9. Isolates the combat service support (CSS) base by blocking reinforcements. 10. Forces enemy units to displace. 11. Avoids being fixed in one position. 12. Withdraws before the CSS base is reinforced with tactical combat forces.

TASK: Conduct Air Attacks (5-OPFOR-0002)

CONDITION: The opposing forces (OPFOR) element in the rear area has forwarded the positions of the enemy support sites or the locations of moving elements. The OPFOR aircraft have been dispatched to attack enemy installations or convoys.

STANDARD: The OPFOR element attempts to delay, disrupt, or damage the enemy targets by air. 1. Locates the target (support sites or convoys). 2. Makes attack runs on the designated targets. 3. Inflicts heavy damage to the selected target. 4. Sustains no loss of aircraft. 5. Delays moving the force for more than one hour.

TASK: Conduct Sniper Operations (5-OPFOR-0006)

CONDITION: The opposing forces (OPFOR) element has assigned snipers (regular or irregular elements) in the enemy's rear area along the main supply route (MSR) and near support sites.

STANDARD: The OPFOR element kills or wounds targets. 1. Sets up a well-concealed location. 2. Engages vehicle drivers or personnel on foot with short bursts of semiautomatic fire. 3. Kills or wounds selected targets. 4. Prevents the position from being discovered by enemy forces. 5. Evacuates the area without being spotted. 6. Reports all specified priority intelligence requirements (PIR) and other intelligence requirements to the OPFOR headquarters (HQ).

- ELEMENTS:** Company
 Company Headquarters
 Three Combat Support Element Platoon Headquarters
 Three Earthmoving Sections
 Three Dump Truck Sections
 Three Equipment Sections
 Maintenance Platoon Headquarters
 Unit Maintenance Section
 Direct Support Maintenance Section
 Maintenance Supply Section
 Maintenance Section
 Horizontal Construction Platoon
 Embankment Squad
 Grading and Compact Squad
 Excavation Squad
 Two General Construction Platoons
 Six General Construction Squads

TASK: Move Tactically (07-3-C211.05-T01A)
 (FM 7-7) (FM 7-10) (FM 7-7J)
 (FM 7-8)

ITERATION: 1 2 3 4 5 M (Circle)
COMMANDER/LEADER ASSESSMENT: T P U (Circle)

CONDITIONS: The element is required to move cross-country mounted or dismounted. The threat may consist of up to a motorized rifle company. Some iterations of this task should be performed in MOPP4.

TASK STANDARDS: The element arrives at its destination without being surprised by the opposing forces (OPFOR). The platoon retains its ability to move. The time required to perform this task is increased when conducting it in mission-oriented protection posture (MOPP) 4.

TASK STEPS AND PERFORMANCE MEASURES	GO	NO-GO
<ul style="list-style-type: none"> * 1. The platoon leader assigns areas of responsibility (AORs) during the movement. <ul style="list-style-type: none"> a. Assigned all squads to an AOR. b. Directed squad leaders to assign individual AORs. c. Ensured that there was all-around coverage of the platoon, including air guard. * 2. The platoon leader designates a route for the movement. <ul style="list-style-type: none"> a. Ensured that there was concealment from ground, air, and space observation. b. Ensured that there was cover from the direct fire of known enemy positions. 3. The squads use a wedge formation during the movement. <ul style="list-style-type: none"> a. Formed one or two wedges, based on mission, enemy, terrain, troops, time available, and civilian considerations (METT-TC) factors. b. Closed the wedges during limited visibility so that visibility was maintained between individuals, teams, and squads. The rate of movement was maintained. c. Opened the wedges as obstructions to the movement and to diminish control. 		

TASK STEPS AND PERFORMANCE MEASURES	GO	NO-GO
<p>* 4. The platoon leader designates the movement technique to be used, based on METT-TC factors.</p> <ul style="list-style-type: none"> a. Designated the traveling movement technique when enemy contact was not likely. b. Designated the traveling-overwatch movement technique when enemy contact was possible. c. Designated the bounding-overwatch movement technique when enemy contact was likely. <p>5. The platoon performs the traveling movement technique.</p> <ul style="list-style-type: none"> a. Maintained fire teams about 20 meters apart when dismounted. b. Moved the squads on a column axis about 20 meters apart when dismounted. c. Moved in a column formation, staggered laterally, with 50 to 100 meters between vehicles when mounted. d. Reported obstacles, enemy contact, or danger areas to the platoon leader. <p>6. The platoon performs the traveling-overwatch movement technique. NOTE: (Dismounted) The lead squad uses the traveling-overwatch movement technique, and the trailing squads use the traveling movement technique.</p> <ul style="list-style-type: none"> a. Increased the distance between the lead squad and the platoon's main body by 50 to 100 meters. b. Conducted the movement (mounted) with the lead vehicle 100 to 400 meters in front of the rest of the platoon; other vehicles were 50 to 100 meters apart. c. Reported obstacles, enemy contact, or danger areas to the platoon leader. <p>7. The platoon performs the bounding-overwatch movement technique.</p> <ul style="list-style-type: none"> a. Conducted bounds that did not exceed visual overwatch. b. Conducted bounds that stayed within the maximum effective range of overwatching weapons. <p>8. The bounding squad moves.</p> <ul style="list-style-type: none"> a. Signaled to the platoon leader that it was beginning its movement. b. Used a covered and concealed route, when available, for its bound. c. Employed a point man or buddy team as far forward as visual contact with the rest of the squad allowed. d. Moved as quickly as possible while maintaining operations security (OPSEC). e. Moved so as not to mask the fires of the overwatching element. f. Established an overwatch position upon completion of its bound, to overwatch the succeeding bound. g. Informed the platoon leader that it had finished its bound and was ready to overwatch. h. Alerted the platoon leader and the overwatching element of any enemy detected, obstacles encountered, or danger areas. <p>9. The overwatch squad provides overwatch.</p> <ul style="list-style-type: none"> a. Occupied a position that allowed observation and fire to cover the bounding squad's movement to its next overwatch position. b. Oriented the weapons on likely enemy positions. c. Maintained continuous observation of the bounding squad, its route, and any terrain that could influence the route. d. Suppressed enemy units so that the bounding element was not fixed. 		

TASK STEPS AND PERFORMANCE MEASURES	GO	NO-GO
<ul style="list-style-type: none"> e. Alerted the bounding squad and the platoon leader of any enemy that it detected. f. Prepared to bound when the bounding team assumed the overwatch position. <p>10. The platoon maintains security during the movement.</p> <ul style="list-style-type: none"> a. Maintained visual contact at a normal interval of 10 meters (the interval automatically expands and contracts based on terrain and visibility). b. Maintained noise and light discipline. c. Observed sectors of fires so that no enemy could approach the platoon within 35 meters and no aircraft could attack the platoon without warning. <p>*11. Leaders use control measures during the movement.</p> <ul style="list-style-type: none"> a. Positioned themselves where they could control the movement. b. Positioned key weapons. c. Used visual signals and oral commands to control the movement. <p>*12. The platoon leader controls the platoon's movements.</p> <ul style="list-style-type: none"> a. Assessed the terrain continuously for potential danger areas. b. Used arm and hand signals once contact was made. c. Used visual and audio signals once contact was made. <p>*13. The platoon leader knows the platoon's location at all times.</p> <ul style="list-style-type: none"> a. Expressed the platoon's location as a six-digit coordinate or by using current operational graphics. b. Knew the location of all the platoon elements and the leading, flanking, and trailing company elements, and was accurate to plus or minus 100 meters. 		

TASK PERFORMANCE / EVALUATION SUMMARY BLOCK							
ITERATION	1	2	3	4	5	M	TOTAL
TOTAL TASK STEPS EVALUATED							
TOTAL TASK STEPS "GO"							
TRAINING STATUS "GO"/"NO-GO"							

"*" indicates a leader task step.

SUPPORTING INDIVIDUAL TASKS: NONE

SUPPORTING COLLECTIVE TASKS: NONE

OPFOR TASKS AND STANDARDS

TASK: Disrupt a Route Reconnaissance (5-OPFOR-0021)

CONDITION: The enemy is conducting a route reconnaissance. The opposing forces (OPFOR) element is positioned along the enemy's route.

STANDARD: The OPFOR element attempts to disrupt a squad/section conducting a route reconnaissance. 1. Prevents the unit from meeting its specified time schedule. 2. Forces the unit to deviate from its specified route. 3. Prevents the unit from reaching its assigned destination. 4. Surprises the squad/section. 5. Inflicts casualties on the unit.

TASK: Conduct a Raid (5-OPFOR-0004)

CONDITION: The opposing forces (OPFOR) element has occupied an objective rally point and has orders to conduct a raid on a combat service support (CSS) base.

STANDARD: The OPFOR element infiltrates the enemy's base and destroys all of the targets. 1. Surprises the enemy forces. 2. Assaults the support base and accomplishes the assigned tasks. 3. Destroys the specified equipment and supplies. 4. Avoids being decisively engaged. 5. Withdraws all personnel from the objective areas within the time prescribed. 6. Obtains all priority intelligence requirements (PIR) from the raid site. 7. Sustains only light casualties from enemy fire.

TASK: Conduct an Aerial Reconnaissance (5-OPFOR-0010)

CONDITION: The opposing forces (OPFOR) headquarters (HQ) element requires intelligence on the locations and identification of enemy elements. An aircraft is dispatched to take photographs and make a visual inspection of the enemy rear area.

STANDARD: The OPFOR element gathers photograph intelligence of the enemy. 1. Photographs the assigned sectors. 2. Makes quick visual checks where the ceiling is low. 3. Locates enemy positions in the area, particularly support and storage bases, and command and control (C2) facilities. 4. Sustains no loss of aircraft. 5. Reports priority intelligence requirements (PIR) and other information requirements to the OPFOR HQ.

TASK: Defeat Obstacles (5-OPFOR-0009)

CONDITION: The opposing forces (OPFOR) element encounters an obstacle that blocks the avenue of approach as it advances upon the enemy forces.

STANDARD: The OPFOR element bypasses or breaches the enemy obstacle. 1. Detects the obstacle before halting its main body. 2. Defeats the obstacle. a. Bypasses the obstacle without entering the engagement areas. b. Breaches the obstacle within 45 minutes and passes its entire force through the obstacle. 3. Does not incur degradation to the point that the mission must be discontinued.

TASK: Conduct an Attack (5-OPFOR-0008)

CONDITION: The enemy is conducting tactical operations. The opposing forces (OPFOR) element receives orders to attack the enemy, the area of occupation, or the main supply route (MSR) with smoke.

STANDARD: The OPFOR element disrupts the enemy's movement and smoke operations. 1. Determines the delivery method of the smoke attack. 2. Locates the target. 3. Delivers the smoke attack downwind. 4. Attacks the enemy with smoke, and surge attacks when the enemy responds to the smoke.

TASK: Disrupt Construction of Vehicle Fighting Positions (5-OPFOR-0020)

CONDITION: The opposing forces (OPFOR) element has located the enemy. The priority intelligence requirements (PIR) and other intelligence obtained by OPFOR patrols indicate the enemy is constructing vehicle fighting positions within its defensive area. The OPFOR element has automatic and antiarmor weapons and light mortars.

STANDARD: The OPFOR element attempts to disrupt the enemy's efforts to establish vehicle fighting positions. 1. Locates the defensive area. 2. Surprises the main body. 3. Penetrates the defensive area with squad-size probes. 4. Inflicts casualties on the unit. 5. Destroys vehicles. 6. Disrupts the unit's preparations (prevents or delays beyond the unit's allotted time).

TASK: Disrupt an Engineer Reconnaissance (5-OPFOR-0022)

CONDITION: The enemy is conducting an engineer reconnaissance. The opposing forces (OPFOR) element is positioned along the enemy's route.

STANDARD: The OPFOR element disrupts an engineer reconnaissance. 1. Prevents the unit from meeting its specified time schedule. 2. Forces the unit to deviate from its specified route. 3. Prevents the unit from accomplishing its assigned engineer reconnaissance. 4. Surprises the unit conducting the reconnaissance.

TASK: Conduct Terrorist and Saboteur Attacks (5-OPFOR-0005)

CONDITION: The opposing forces (OPFOR) element dispatches small teams into the enemy's rear area to disrupt combat service support (CSS) operations.

STANDARD: The enemy sustains disrupted command and control (C2), destroyed equipment and supplies, and light casualties. 1. Locates rear support bases and C2 facilities. 2. Delays and disrupts CSS operations through probes. 3. Infiltrates CSS bases to conduct sabotage and terrorist activities. 4. Inflicts light casualties. 5. Destroys supplies and equipment.

TASK: Defend a Minefield (5-OPFOR-0023)

CONDITION: The enemy is conducting a minefield sweeping operation. The opposing forces (OPFOR) element has a minefield placed in the enemy's path. The minefield is under constant observation and fire.

STANDARD: The OPFOR element defends a minefield against an enemy element conducting a minefield sweeping operation. 1. Prevents the unit from detecting the obstacle. 2. Disrupts the minefield sweeping operation. 3. Prevents the unit from conducting the minefield sweeping operation, prevents the unit from moving all personnel through the breach or delays the completion of the minefield sweeping operation for more than 45 minutes.

TASK: Maintain Contact (5-OPFOR-0003)

CONDITION: The opposing forces (OPFOR) element is engaged with enemy base defense forces. The enemy forces are withdrawing under pressure.

STANDARD: The OPFOR element maintains enemy contact while the enemy withdraws. 1. Engages the enemy forces decisively. 2. Advances the OPFOR as the enemy forces withdraw. 3. Inflicts heavy casualties. 4. Captures the members of the enemy force. 5. Captures documents and equipment. 6. Safeguards captured documents, equipment, and personnel.

TASK: Conduct an Ambush (5-OPFOR-0007)

CONDITION: The enemy is moving in a convoy. The opposing forces (OPFOR) element is positioned along the enemy's route.

STANDARD: The OPFOR element inflicts casualties on the enemy and causes vehicle and equipment damage. 1. Prepares an ambush site before the element arrives. 2. Surprises march element forces. 3. Inflicts heavy casualties within the designated kill zone. 4. Inflicts heavy damage to vehicles and equipment within the designated kill zone. 5. Delays the march element from reaching a specified destination for a specified period of time. 6. Withdraws on order. 7. Sustains no casualties. 8. Reports actions to superiors.

TASK: Disrupt a Net Control Station (NCS) (5-OPFOR-0019)

CONDITION: The enemy has established a NCS. The opposing forces (OPFOR) element has radio and jamming equipment.

STANDARD: The OPFOR element attempts to disrupt an NCS. 1. Attempts to locate the radio frequency that the unit is operating on. 2. Attempts to enter the radio net. 3. Attempts to issue "bogus" orders to a unit on the net. 4. Jams the radio frequency and forces the unit to go to an alternate frequency.

TASK: Disrupt Defensive Preparations (5-OPFOR-0018)

CONDITION: The opposing forces (OPFOR) element has located the enemy. Priority intelligence requirements (PIR) and other intelligence requirements obtained by OPFOR patrols indicate that the enemy elements are establishing defensive positions. The OPFOR element has automatic and antiarmor weapons and light mortars.

STANDARD: The OPFOR element disrupts and delays the enemy's defensive preparations. 1. Locates and penetrates the enemy's security system. 2. Forces the enemy to delay defensive preparations. 3. Disrupts the enemy's obstacle preparations.

TASK: Disrupt Enemy Movement and Operations Using Tactical Nuclear Weapons (5-OPFOR-0016)

CONDITION: The opposing forces (OPFOR) element has located the enemy. Priority intelligence requirements (PIR) and other intelligence requirements have been obtained by OPFOR patrols. Tactical nuclear weapons are employed against key locations in the rear area.

STANDARD: The OPFOR element disrupts enemy movement and operations. 1. Disrupts or delays the movement of the enemy's equipment and supplies to the forward areas. 2. Destroys enemy equipment and supplies. 3. Inflicts a high rate of nuclear casualties among the enemy forces. 4. Denies the enemy the use of specified areas. 5. Contaminates the enemy's equipment and supplies.

TASK: Disrupt Quartering Party Operations (5-OPFOR-0017)

CONDITION: The enemy is conducting quartering party operations. It has established an assembly area (AA) but has not moved in the main body.

STANDARD: The opposing forces (OPFOR) element attempts to disrupt quartering party operations and infiltrate the enemy's AA. 1. Locates the quartering party and the AA. 2. Surprises the main body. 3. Penetrates the AA with squad-size probes. 4. Inflicts personnel casualties and vehicle damage. 5. Disrupts the unit's preparations (prevents or delays beyond the unit's allotted time).

TASK: Disrupt Enemy Movement and Operations Using Persistent and Nonpersistent Chemical Weapons (5-OPFOR-0015)

CONDITION: The opposing forces (OPFOR) element has located the enemy. Priority intelligence requirements (PIR) and other intelligence requirements have been obtained by OPFOR patrols. The OPFOR units deliver chemical agents, by means of conventional artillery weapons or aircraft, along selected supply routes and key bases in the rear area.

STANDARD: The OPFOR element disrupts enemy movement and operations using persistent and nonpersistent chemical weapons. 1. Delivers chemical agents in low and densely wooded areas. 2. Delays the movement of enemy supplies and equipment to the forward areas. 3. Restricts the movement of the enemy units in the rear area. 4. Channels the movement of enemy units into predesignated ambush areas. 5. Contaminates enemy supplies and equipment. 6. Inflicts a high rate of casualties on enemy forces.

TASK: Disrupt Assembly Area (AA) Activities (5-OPFOR-0013)

CONDITION: Intelligence reports indicate that platoon- and company-size enemy units are operating in the opposing forces (OPFOR) area of operations. Enemy units can defend from AAs with direct fire, antiarmor weapons, and indirect fire. The enemy has close air support (CAS) and nuclear, biological, and chemical (NBC) capabilities.

STANDARD: The OPFOR element locates and disrupts the enemy's AA activities. 1. Locates the element's AA. 2. Probes the AA with squad- or team-size elements. 3. Inflicts more than 5 percent casualties on the element. 4. Disrupts the element's preparations (prevents or delays beyond the element's allotted time).

TASK: Disrupt Movement (5-OPFOR-0014)

CONDITION: The enemy is expected to move through the opposing forces (OPFOR) element's area of operations. The OPFOR element has received an operation order (OPORD) or fragmentary order (FRAGO) to disrupt enemy movement. The enemy has the capability to defend with direct fire and antiarmor weapons.

STANDARD: The OPFOR element delays enemy movement. 1. Delays the element. 2. Forces the element to deviate from its route. 3. Prevents the element from reaching its destination. 4. Surprises the element's main body.

TASK: Counter Passage of Lines (5-OPFOR-0012)

CONDITION: Enemy forces are in defensive positions, but they are expected to attempt passage-of-lines operations. The opposing forces (OPFOR) received orders to disrupt enemy passage-of-lines operations.

STANDARD: The OPFOR element delays or prevents enemy passage of lines. 1. Delays the passage. 2. Prevents the company from moving all personnel through the stationary unit. 3. Engages the main body of either the moving or the stationary unit.

TASK: Attack (5-OPFOR-0001)

CONDITION: The opposing forces (OPFOR) element has located the enemy. The priority intelligence requirements (PIR) and other intelligence requirements have been obtained by OPFOR patrols. The OPFOR element has automatic and antiarmor weapons and light mortars.

STANDARD: The OPFOR element attempts to seize the terrain, vehicles, or equipment. 1. Develops an attack plan. 2. Surprises the enemy unit's main body. 3. Initiates the attack using a scheme of maneuver that exploits the enemy's flanks, gaps, and weaknesses. 4. Uses covered and concealed routes to approach the enemy forces' flanks, gaps, or weakly held areas. 5. Employs indirect fire to support the attack. 6. Penetrates enemy defenses. 7. Destroys equipment and supplies. 8. Inflicts heavy casualties. 9. Isolates the combat service support (CSS) base by blocking reinforcements. 10. Forces enemy units to displace. 11. Avoids being fixed in one position. 12. Withdraws before the CSS base is reinforced with tactical combat forces.

TASK: Surrender to the Capturing Unit on the Battlefield (5-OPFOR-0024)

CONDITION: The enemy has captured the opposing forces (OPFOR) element's soldiers, documents, and equipment sensitive to the OPFOR tactical operations.

STANDARD: The OPFOR soldiers retain or destroy documents and equipment. The OPFOR element surrenders documents and equipment of no tactical use to the enemy and attempts to conceal or destroy items of tactical value. The OPFOR element attempts escape and evasion. 1. Prevents the successful capture of documents and equipment. 2. Destroys documents and equipment. 3. Removes identifying markings from equipment. 4. Removes unit-identifying insignia. 5. Provides misleading information. 6. Plans an escape. 7. Delays movement to the nearest collection point. 8. Prevents safeguarding of enemy prisoners of war (EPWs) in order to cause embarrassment to the United States (US).

TASK: Conduct Air Attacks (5-OPFOR-0002)

CONDITION: The opposing forces (OPFOR) element in the rear area has forwarded the positions of the enemy support sites or the locations of moving elements. The OPFOR aircraft have been dispatched to attack enemy installations or convoys.

STANDARD: The OPFOR element attempts to delay, disrupt, or damage the enemy targets by air. 1. Locates the target (support sites or convoys). 2. Makes attack runs on the designated targets. 3. Inflicts heavy damage to the selected target. 4. Sustains no loss of aircraft. 5. Delays moving the force for more than one hour.

TASK: Conduct Sniper Operations (5-OPFOR-0006)

CONDITION: The opposing forces (OPFOR) element has assigned snipers (regular or irregular elements) in the enemy's rear area along the main supply route (MSR) and near support sites.

STANDARD: The OPFOR element kills or wounds targets. 1. Sets up a well-concealed location. 2. Engages vehicle drivers or personnel on foot with short bursts of semiautomatic fire. 3. Kills or wounds selected targets. 4. Prevents the position from being discovered by enemy forces. 5. Evacuates the area without being spotted. 6. Reports all specified priority intelligence requirements (PIR) and other intelligence requirements to the OPFOR headquarters (HQ).

TASK STEPS AND PERFORMANCE MEASURES	GO	NO-GO
<p>c. Drew, stocked, or coordinated petroleum, oils, and lubricants (POL); ammunition; MOPP gear; Classes II and VII support; and maintenance/recovery/Class IX support for the platoon.</p> <p>* 4. The element leader orders units to start movement, if necessary.</p> <p>* 5. The element leader reconnoiters the operations area and makes a map reconnaissance as a minimum.</p> <p>* 6. The element leader completes the plan and issues the operation order (OPORD) with two-thirds of the total planning time remaining for the platoon.</p> <p>* 7. The element leader supervises preparations of the reconnaissance or survey if the location of operations permits. Communications, supply, and maintenance sections assist the platoons with priority maintenance and resupply support.</p> <p>8. The element conducts a tactical road march or executes traveling movement to the reconnaissance or survey site. The reconnaissance or survey element--</p> <ul style="list-style-type: none"> a. Executed a mounted movement technique (traveling, traveling overwatch, or bounding overwatch) or reconnoitered dismounted, as the situation and or mission required. b. Detected and marked the contaminated area, ensuring that the marking signs were facing toward friendly areas. Detected uncontaminated areas and routes. Selected decontamination sites with a water source, cover and concealment, and the physical capacity to hold a site if required to perform reconnaissance for decontamination sites as a mission. c. Determined the limits of the contaminated area. Detected the types of chemical agents or specific levels and types of radiological contamination as required by the mission. <p>9. The headquarters (HQ), if prescribed by the mission, assists the reconnaissance or survey units' recovery operations.</p> <p>*10. The element leader or operations officer, if prescribed by the mission, debriefs returning reconnaissance or survey units and forwards acquired information to higher HQ in NBC 4 or NBC 5 format, if required.</p> <p>*11. The radiological element leaders record, collate, and submit individual and unit radiation exposure status (RES) readings to higher HQ.</p>		

TASK PERFORMANCE / EVALUATION SUMMARY BLOCK							
ITERATION	1	2	3	4	5	M	TOTAL
TOTAL TASK STEPS EVALUATED							
TOTAL TASK STEPS "GO"							
TRAINING STATUS "GO"/"NO-GO"							

"*" indicates a leader task step.

SUPPORTING INDIVIDUAL TASKS: NONE

SUPPORTING COLLECTIVE TASKS: NONE

OPFOR TASKS AND STANDARDS

TASK: Disrupt Assembly Area (AA) Activities (5-OPFOR-0013)

CONDITION: Intelligence reports indicate that platoon- and company-size enemy units are operating in the opposing forces (OPFOR) area of operations. Enemy units can defend from AAs with direct fire, antiarmor weapons, and indirect fire. The enemy has close air support (CAS) and nuclear, biological, and chemical (NBC) capabilities.

STANDARD: The OPFOR element locates and disrupts the enemy's AA activities. 1. Locates the element's AA. 2. Probes the AA with squad- or team-size elements. 3. Inflicts more than 5 percent casualties on the element. 4. Disrupts the element's preparations (prevents or delays beyond the element's allotted time).

TASK: Disrupt Defensive Preparations (5-OPFOR-0018)

CONDITION: The opposing forces (OPFOR) element has located the enemy. Priority intelligence requirements (PIR) and other intelligence requirements obtained by OPFOR patrols indicate that the enemy elements are establishing defensive positions. The OPFOR element has automatic and antiarmor weapons and light mortars.

STANDARD: The OPFOR element disrupts and delays the enemy's defensive preparations. 1. Locates and penetrates the enemy's security system. 2. Forces the enemy to delay defensive preparations. 3. Disrupts the enemy's obstacle preparations.

TASK: Disrupt Movement (5-OPFOR-0014)

CONDITION: The enemy is expected to move through the opposing forces (OPFOR) element's area of operations. The OPFOR element has received an operation order (OPORD) or fragmentary order (FRAGO) to disrupt enemy movement. The enemy has the capability to defend with direct fire and antiarmor weapons.

STANDARD: The OPFOR element delays enemy movement. 1. Delays the element. 2. Forces the element to deviate from its route. 3. Prevents the element from reaching its destination. 4. Surprises the element's main body.

TASK: Conduct Terrorist and Saboteur Attacks (5-OPFOR-0005)

CONDITION: The opposing forces (OPFOR) element dispatches small teams into the enemy's rear area to disrupt combat service support (CSS) operations.

STANDARD: The enemy sustains disrupted command and control (C2), destroyed equipment and supplies, and light casualties. 1. Locates rear support bases and C2 facilities. 2. Delays and disrupts CSS operations through probes. 3. Infiltrates CSS bases to conduct sabotage and terrorist activities. 4. Inflicts light casualties. 5. Destroys supplies and equipment.

TASK: Defeat Obstacles (5-OPFOR-0009)

CONDITION: The opposing forces (OPFOR) element encounters an obstacle that blocks the avenue of approach as it advances upon the enemy forces.

STANDARD: The OPFOR element bypasses or breaches the enemy obstacle. 1. Detects the obstacle before halting its main body. 2. Defeats the obstacle. a. Bypasses the obstacle without entering the engagement areas. b. Breaches the obstacle within 45 minutes and passes its entire force through the obstacle. 3. Does not incur degradation to the point that the mission must be discontinued.

TASK: Disrupt a Route Reconnaissance (5-OPFOR-0021)

CONDITION: The enemy is conducting a route reconnaissance. The opposing forces (OPFOR) element is positioned along the enemy's route.

STANDARD: The OPFOR element attempts to disrupt a squad/section conducting a route reconnaissance. 1. Prevents the unit from meeting its specified time schedule. 2. Forces the unit to deviate from its specified route. 3. Prevents the unit from reaching its assigned destination. 4. Surprises the squad/section. 5. Inflicts casualties on the unit.

TASK: Disrupt a Net Control Station (NCS) (5-OPFOR-0019)

CONDITION: The enemy has established a NCS. The opposing forces (OPFOR) element has radio and jamming equipment.

STANDARD: The OPFOR element attempts to disrupt an NCS. 1. Attempts to locate the radio frequency that the unit is operating on. 2. Attempts to enter the radio net. 3. Attempts to issue "bogus" orders to a unit on the net. 4. Jams the radio frequency and forces the unit to go to an alternate frequency.

TASK: Disrupt Construction of Vehicle Fighting Positions (5-OPFOR-0020)

CONDITION: The opposing forces (OPFOR) element has located the enemy. The priority intelligence requirements (PIR) and other intelligence obtained by OPFOR patrols indicate the enemy is constructing vehicle fighting positions within its defensive area. The OPFOR element has automatic and antiarmor weapons and light mortars.

STANDARD: The OPFOR element attempts to disrupt the enemy's efforts to establish vehicle fighting positions. 1. Locates the defensive area. 2. Surprises the main body. 3. Penetrates the defensive area with squad-size probes. 4. Inflicts casualties on the unit. 5. Destroys vehicles. 6. Disrupts the unit's preparations (prevents or delays beyond the unit's allotted time).

TASK: Conduct an Aerial Reconnaissance (5-OPFOR-0010)

CONDITION: The opposing forces (OPFOR) headquarters (HQ) element requires intelligence on the locations and identification of enemy elements. An aircraft is dispatched to take photographs and make a visual inspection of the enemy rear area.

STANDARD: The OPFOR element gathers photograph intelligence of the enemy. 1. Photographs the assigned sectors. 2. Makes quick visual checks where the ceiling is low. 3. Locates enemy positions in the area, particularly support and storage bases, and command and control (C2) facilities. 4. Sustains no loss of aircraft. 5. Reports priority intelligence requirements (PIR) and other information requirements to the OPFOR HQ.

TASK: Disrupt an Engineer Reconnaissance (5-OPFOR-0022)

CONDITION: The enemy is conducting an engineer reconnaissance. The opposing forces (OPFOR) element is positioned along the enemy's route.

STANDARD: The OPFOR element disrupts an engineer reconnaissance. 1. Prevents the unit from meeting its specified time schedule. 2. Forces the unit to deviate from its specified route. 3. Prevents the unit from accomplishing its assigned engineer reconnaissance. 4. Surprises the unit conducting the reconnaissance.

TASK: Conduct an Attack (5-OPFOR-0008)

CONDITION: The enemy is conducting tactical operations. The opposing forces (OPFOR) element receives orders to attack the enemy, the area of occupation, or the main supply route (MSR) with smoke.

STANDARD: The OPFOR element disrupts the enemy's movement and smoke operations. 1. Determines the delivery method of the smoke attack. 2. Locates the target. 3. Delivers the smoke attack downwind. 4. Attacks the enemy with smoke, and surge attacks when the enemy responds to the smoke.

TASK: Disrupt Quartering Party Operations (5-OPFOR-0017)

CONDITION: The enemy is conducting quartering party operations. It has established an assembly area (AA) but has not moved in the main body.

STANDARD: The opposing forces (OPFOR) element attempts to disrupt quartering party operations and infiltrate the enemy's AA. 1. Locates the quartering party and the AA. 2. Surprises the main body. 3. Penetrates the AA with squad-size probes. 4. Inflicts personnel casualties and vehicle damage. 5. Disrupts the unit's preparations (prevents or delays beyond the unit's allotted time).

TASK: Disrupt Enemy Movement and Operations Using Tactical Nuclear Weapons (5-OPFOR-0016)

CONDITION: The opposing forces (OPFOR) element has located the enemy. Priority intelligence requirements (PIR) and other intelligence requirements have been obtained by OPFOR patrols. Tactical nuclear weapons are employed against key locations in the rear area.

STANDARD: The OPFOR element disrupts enemy movement and operations. 1. Disrupts or delays the movement of the enemy's equipment and supplies to the forward areas. 2. Destroys enemy equipment and supplies. 3. Inflicts a high rate of nuclear casualties among the enemy forces. 4. Denies the enemy the use of specified areas. 5. Contaminates the enemy's equipment and supplies.

TASK: Disrupt Enemy Movement and Operations Using Persistent and Nonpersistent Chemical Weapons (5-OPFOR-0015)

CONDITION: The opposing forces (OPFOR) element has located the enemy. Priority intelligence requirements (PIR) and other intelligence requirements have been obtained by OPFOR patrols. The OPFOR units deliver chemical agents, by means of conventional artillery weapons or aircraft, along selected supply routes and key bases in the rear area.

STANDARD: The OPFOR element disrupts enemy movement and operations using persistent and nonpersistent chemical weapons. 1. Delivers chemical agents in low and densely wooded areas. 2. Delays the movement of enemy supplies and equipment to the forward areas. 3. Restricts the movement of the enemy units in the rear area. 4. Channels the movement of enemy units into predesignated ambush areas. 5. Contaminates enemy supplies and equipment. 6. Inflicts a high rate of casualties on enemy forces.

TASK: Counter Passage of Lines (5-OPFOR-0012)

CONDITION: Enemy forces are in defensive positions, but they are expected to attempt passage-of-lines operations. The opposing forces (OPFOR) received orders to disrupt enemy passage-of-lines operations.

STANDARD: The OPFOR element delays or prevents enemy passage of lines. 1. Delays the passage. 2. Prevents the company from moving all personnel through the stationary unit. 3. Engages the main body of either the moving or the stationary unit.

TASK: Conduct Air Attacks (5-OPFOR-0002)

CONDITION: The opposing forces (OPFOR) element in the rear area has forwarded the positions of the enemy support sites or the locations of moving elements. The OPFOR aircraft have been dispatched to attack enemy installations or convoys.

STANDARD: The OPFOR element attempts to delay, disrupt, or damage the enemy targets by air. 1. Locates the target (support sites or convoys). 2. Makes attack runs on the designated targets. 3. Inflicts heavy damage to the selected target. 4. Sustains no loss of aircraft. 5. Delays moving the force for more than one hour.

TASK: Surrender to the Capturing Unit on the Battlefield (5-OPFOR-0024)

CONDITION: The enemy has captured the opposing forces (OPFOR) element's soldiers, documents, and equipment sensitive to the OPFOR tactical operations.

STANDARD: The OPFOR soldiers retain or destroy documents and equipment. The OPFOR element surrenders documents and equipment of no tactical use to the enemy and attempts to conceal or destroy items of tactical value. The OPFOR element attempts escape and evasion. 1. Prevents the successful capture of documents and equipment. 2. Destroys documents and equipment. 3. Removes identifying markings from equipment. 4. Removes unit-identifying insignia. 5. Provides misleading information. 6. Plans an escape. 7. Delays movement to the nearest collection point. 8. Prevents safeguarding of enemy prisoners of war (EPWs) in order to cause embarrassment to the United States (US).

TASK: Conduct a Raid (5-OPFOR-0004)

CONDITION: The opposing forces (OPFOR) element has occupied an objective rally point and has orders to conduct a raid on a combat service support (CSS) base.

STANDARD: The OPFOR element infiltrates the enemy's base and destroys all of the targets. 1. Surprises the enemy forces. 2. Assaults the support base and accomplishes the assigned tasks. 3. Destroys the specified equipment and supplies. 4. Avoids being decisively engaged. 5. Withdraws all personnel from the objective areas within the time prescribed. 6. Obtains all priority intelligence requirements (PIR) from the raid site. 7. Sustains only light casualties from enemy fire.

TASK: Attack (5-OPFOR-0001)

CONDITION: The opposing forces (OPFOR) element has located the enemy. The priority intelligence requirements (PIR) and other intelligence requirements have been obtained by OPFOR patrols. The OPFOR element has automatic and antiarmor weapons and light mortars.

STANDARD: The OPFOR element attempts to seize the terrain, vehicles, or equipment. 1. Develops an attack plan. 2. Surprises the enemy unit's main body. 3. Initiates the attack using a scheme of maneuver that exploits the enemy's flanks, gaps, and weaknesses. 4. Uses covered and concealed routes to approach the enemy forces' flanks, gaps, or weakly held areas. 5. Employs indirect fire to support the attack. 6. Penetrates enemy defenses. 7. Destroys equipment and supplies. 8. Inflicts heavy casualties. 9. Isolates the combat service support (CSS) base by blocking reinforcements. 10. Forces enemy units to displace. 11. Avoids being fixed in one position. 12. Withdraws before the CSS base is reinforced with tactical combat forces.

TASK: Conduct Sniper Operations (5-OPFOR-0006)

CONDITION: The opposing forces (OPFOR) element has assigned snipers (regular or irregular elements) in the enemy's rear area along the main supply route (MSR) and near support sites.

STANDARD: The OPFOR element kills or wounds targets. 1. Sets up a well-concealed location. 2. Engages vehicle drivers or personnel on foot with short bursts of semiautomatic fire. 3. Kills or wounds selected targets. 4. Prevents the position from being discovered by enemy forces. 5. Evacuates the area without being spotted. 6. Reports all specified priority intelligence requirements (PIR) and other intelligence requirements to the OPFOR headquarters (HQ).

TASK: Defend a Minefield (5-OPFOR-0023)

CONDITION: The enemy is conducting a minefield sweeping operation. The opposing forces (OPFOR) element has a minefield placed in the enemy's path. The minefield is under constant observation and fire.

STANDARD: The OPFOR element defends a minefield against an enemy element conducting a minefield sweeping operation. 1. Prevents the unit from detecting the obstacle. 2. Disrupts the minefield sweeping operation. 3. Prevents the unit from conducting the minefield sweeping operation, prevents the unit from moving all personnel through the breach or delays the completion of the minefield sweeping operation for more than 45 minutes.

TASK: Conduct an Ambush (5-OPFOR-0007)

CONDITION: The enemy is moving in a convoy. The opposing forces (OPFOR) element is positioned along the enemy's route.

STANDARD: The OPFOR element inflicts casualties on the enemy and causes vehicle and equipment damage. 1. Prepares an ambush site before the element arrives. 2. Surprises march element forces. 3. Inflicts heavy casualties within the designated kill zone. 4. Inflicts heavy damage to vehicles and equipment within the designated kill zone. 5. Delays the march element from reaching a specified destination for a specified period of time. 6. Withdraws on order. 7. Sustains no casualties. 8. Reports actions to superiors.

TASK: Maintain Contact (5-OPFOR-0003)

CONDITION: The opposing forces (OPFOR) element is engaged with enemy base defense forces. The enemy forces are withdrawing under pressure.

STANDARD: The OPFOR element maintains enemy contact while the enemy withdraws. 1. Engages the enemy forces decisively. 2. Advances the OPFOR as the enemy forces withdraw. 3. Inflicts heavy casualties. 4. Captures the members of the enemy force. 5. Captures documents and equipment. 6. Safeguards captured documents, equipment, and personnel.

- ELEMENTS:** Company
 Company Headquarters
 Three Combat Support Element Platoon Headquarters
 Three Earthmoving Sections
 Three Dump Truck Sections
 Three Equipment Sections
 Maintenance Platoon Headquarters
 Unit Maintenance Section
 Direct Support Maintenance Section
 Maintenance Supply Section
 Maintenance Section
 Horizontal Construction Platoon
 Embankment Squad
 Grading and Compact Squad
 Excavation Squad
 Two General Construction Platoons
 Six General Construction Squads

TASK: Conduct Thorough Decontamination Operations (03-2-C312.05-T01A)
 (FM 3-5) (FM 3-100) (FM 3-11)
 (FM 3-3) (FM 3-4)

ITERATION: 1M 2M 3M 4M 5M (Circle)

COMMANDER/LEADER ASSESSMENT: T P U (Circle)

CONDITIONS: A unit is contaminated with a persistent chemical agent during combat operations. Time is available to conduct reconstitution, to include thorough decontamination. A supporting smoke/decontamination (or decontamination) platoon is tasked to conduct the thorough decontamination mission. This task is always performed in mission oriented protection posture (MOPP4).

TASK STANDARDS: The smoke/decontamination platoon sets up the detailed equipment decontamination site and removes all contamination from the equipment and vehicles. The contaminated unit sets up the detailed troop decontamination (with technical advice from the decontamination platoon) and processes all personnel. Responsible units properly close the site and report the location to higher headquarters (HQ).

TASK STEPS AND PERFORMANCE MEASURES	GO	NO-GO
* 1. The contaminated element leader determines the extent of the contamination and establishes decontamination priorities. <ul style="list-style-type: none"> a. Received input from the staff and subordinate leaders. b. Established decontamination priorities. 2. The contaminated element submits a request for decontamination to higher HQ. The request should, as a minimum, include the-- <ul style="list-style-type: none"> a. Contaminated element's designation. b. Contaminated element's location. c. Contaminated element's frequency and call sign. d. Time the element became contaminated. e. Number of vehicles and equipment, by type, that were contaminated. f. Type of contamination. g. Earliest possible time the element could move or begin decontamination. h. Special requirements, such as a patient decontamination station, recovery assets, and a unit decontamination team. 		

TASK STEPS AND PERFORMANCE MEASURES	GO	NO-GO
<p>3. The contaminated element higher HQ chemical staff coordinates with supporting elements.</p> <ol style="list-style-type: none"> a. Issued a warning order (WO) to the supporting chemical unit. b. Coordinated the contaminated element's movement to the linkup point and the decontamination site. c. Coordinated with supporting elements, such as medical, engineer, air defense, military police, smoke support. <p>NOTE: The contaminated element is responsible for providing security for the decontamination site. Security support must be coordinated before arriving at the linkup point.</p> <p>4. The contaminated element, decontamination platoon, and other supporting elements arrive at the linkup point.</p> <p>* 5. The decontamination element leader briefs the site layout and procedures.</p> <p>6. The contaminated element conducts predecontamination site or staging area activities.</p> <ol style="list-style-type: none"> a. Segregated the contaminated vehicles and equipment from the uncontaminated ones, if possible. b. Crews, except drivers, dismounted vehicles, ensuring that they-- <ol style="list-style-type: none"> (1) Removed all equipment from the tops of the vehicles. (2) Did not re-enter vehicles once they exited (to prevent further contamination of the interior of the vehicles). c. Prepared vehicles and equipment for detailed equipment decontamination. <ol style="list-style-type: none"> (1) Removed all heavy mud and debris from vehicles using pioneer tools. (2) Removed and disposed of seat covers, canvas items, camouflage netting, and other materials that can absorb chemical contaminants. (3) Removed and disposed of nuclear, biological, and chemical (NBC) covers as contaminated waste. d. Moved contaminated personnel, vehicles, and equipment to the detailed troop and equipment decontamination lines. <p>7. Designated personnel set up and maintain communications within the decontamination site. They coordinate with the supported element for additional communications support.</p> <p>8. The decontamination element sets up detailed equipment decontamination site stations.</p> <ol style="list-style-type: none"> a. Station 1. Initial wash. b. Station 2. Decontamination solution #2 (DS2) application. c. Station 3. Wait or interior decontamination. d. Station 4. Rinse. e. Station 5. Check. <p>9. The contaminated element sets up detailed troop decontamination site stations.</p> <ol style="list-style-type: none"> a. Station 1. Individual gear decontamination. b. Station 2. Overboot and hood decontamination. c. Station 3. Overgarment removal. d. Station 4. Overboot and glove removal. e. Station 5. Monitor. f. Station 6. Mask removal. g. Station 7. Mask decontamination point. h. Station 8. Reissue point. 		

TASK STEPS AND PERFORMANCE MEASURES	GO	NO-GO
<p>NOTE: The decontamination element leader must establish a route to move vehicle operators from Station 3 of the detailed equipment decontamination site to the detailed troop decontamination site.</p> <p>*10. The decontamination element leader, in conjunction with the leader or control cell from the contaminated element, supervises the overall thorough decontamination site operation.</p> <p>11. The decontamination element processes vehicles and equipment through the detailed equipment decontamination stations.</p> <ol style="list-style-type: none"> a. The contaminated element provided guides to control vehicle traffic through the site. b. Drivers moved the vehicles and equipment through stations. c. The assistant drivers who had processed through the detailed troop decontamination stations replaced the primary drivers at Station 3, once the interior decontamination was completed. d. The primary drivers proceeded to the detailed troop decontamination site to process through stations. e. Soldiers from the detailed troop decontamination site reunited with the vehicles and equipment from the detailed equipment decontamination site and moved to the reconstitution area. <p>12. The contaminated element processes personnel through the detailed troop decontamination stations.</p> <p>13. The decontamination element soldiers close the detailed equipment decontamination site.</p> <ol style="list-style-type: none"> a. Station 1. <ol style="list-style-type: none"> (1) Decontaminated all equipment used at the station, to include the power-driven decontamination equipment [PDDE] hoses and nozzles. (2) Checked all equipment for contamination and decontaminated it again, if necessary. (3) Drained water from blivets or fabric tanks. (4) Loaded equipment onto vehicles. (5) Spread a can of supertropical bleach (STB) in each sump and covered the sumps. (6) Marked the sumps. b. Station 2 (for chemical/biological only). <ol style="list-style-type: none"> (1) Applied DS2 to PDDE, mops, handles, decontamination apparatus, and containers. (2) Discarded mop heads, brushes, and the station sign into Station 4's sump and then pulled the PDDE forward and washed the entire application point. (3) Loaded unused decontaminants onto vehicles. (4) Marked the area and moved all reusable equipment from Station 2 to Station 3. c. Station 3. <ol style="list-style-type: none"> (1) Inspected unused supplies for contamination; if uncontaminated, loaded onto vehicles. (2) Discarded contaminated supplies into Station 4's sump. d. Station 4. <ol style="list-style-type: none"> (1) Decontaminated all equipment used at the station, to include the PDDE hoses and nozzles. (2) Checked all equipment for contamination and decontaminated it again, if necessary. (3) Drained water from blivets or fabric tanks. 		

TASK STEPS AND PERFORMANCE MEASURES	GO	NO-GO
<p>(4) Loaded equipment onto vehicles. (5) Spread a can of STB in each sump and covered the sumps (after the residue from Station 5 was placed in the sump). (6) Marked the sumps.</p> <p>e. Station 5. (1) Decontaminated all equipment used at the station. (2) Loaded all the reusable equipment onto vehicles. (3) Discarded unusable items into Station 4's sump.</p> <p>14. The decontamination element moves to the troop decontamination site for decontamination.</p> <p>15. The station operators clean up the detailed troop decontamination site. a. Placed all the used supplies from Station 7 into Station 7's sump. b. Moved all usable equipment and supplies from all stations to Station 1. c. Discarded unusable supplies from Stations 3, 4, and 5 into the sump at Station 1. d. Decontaminated all supplies and equipment collected at Station 1. e. Emptied and rinsed the decontaminant containers from Station 1 into the sump at that station. f. Marked the area. g. Removed the overgarments using the mission-oriented protection posture (MOPP) gear exchange technique. h. Disposed of the used overgarments into Station 1's sump. i. Moved all equipment used to fill the sump upwind of the decontamination area. j. Decontaminated rubber gloves and moved all equipment from Station 1 upwind of the decontamination area. Kept this equipment separate from equipment used to fill the sump. k. Spread a can of STB in each sump and covered the sumps. l. Marked the sumps. m. Submitted an NBC 4 report to higher HQ, defining the areas of contamination resulting from the decontamination operation.</p> <p>16. The contaminated element conducts reconstitution activities. a. Coordinated with supported battalions for assessment and recovery teams. b. Coordinated and requested maintenance support. c. Coordinated and requested medical support. d. Coordinated and established logistical support for resupply activities.</p>		

TASK PERFORMANCE / EVALUATION SUMMARY BLOCK							
ITERATION	1M	2M	3M	4M	5M		TOTAL
TOTAL TASK STEPS EVALUATED							
TOTAL TASK STEPS "GO"							
TRAINING STATUS "GO"/"NO-GO"							

"*" indicates a leader task step.

SUPPORTING INDIVIDUAL TASKS

Task Number	Task Title	References
031-503-1014	Identify Chemical Agents Using M8 Detector Paper	STP 21-1-SMCT

SUPPORTING INDIVIDUAL TASKS

Task Number	Task Title	References
031-503-2001	Use M256 or M256A1 Chemical Agent Detector Kit	STP 21-24-SMCT
031-503-3010	Supervise Employment of Nuclear, Biological, or Chemical Markers	STP 21-24-SMCT

SUPPORTING COLLECTIVE TASKS: NONE

OPFOR TASKS AND STANDARDS

TASK: Disrupt Movement (5-OPFOR-0014)

CONDITION: The enemy is expected to move through the opposing forces (OPFOR) element's area of operations. The OPFOR element has received an operation order (OPORD) or fragmentary order (FRAGO) to disrupt enemy movement. The enemy has the capability to defend with direct fire and antiarmor weapons.

STANDARD: The OPFOR element delays enemy movement. 1. Delays the element. 2. Forces the element to deviate from its route. 3. Prevents the element from reaching its destination. 4. Surprises the element's main body.

TASK: Disrupt Defensive Preparations (5-OPFOR-0018)

CONDITION: The opposing forces (OPFOR) element has located the enemy. Priority intelligence requirements (PIR) and other intelligence requirements obtained by OPFOR patrols indicate that the enemy elements are establishing defensive positions. The OPFOR element has automatic and antiarmor weapons and light mortars.

STANDARD: The OPFOR element disrupts and delays the enemy's defensive preparations. 1. Locates and penetrates the enemy's security system. 2. Forces the enemy to delay defensive preparations. 3. Disrupts the enemy's obstacle preparations.

TASK: Disrupt Assembly Area (AA) Activities (5-OPFOR-0013)

CONDITION: Intelligence reports indicate that platoon- and company-size enemy units are operating in the opposing forces (OPFOR) area of operations. Enemy units can defend from AAs with direct fire, antiarmor weapons, and indirect fire. The enemy has close air support (CAS) and nuclear, biological, and chemical (NBC) capabilities.

STANDARD: The OPFOR element locates and disrupts the enemy's AA activities. 1. Locates the element's AA. 2. Probes the AA with squad- or team-size elements. 3. Inflicts more than 5 percent casualties on the element. 4. Disrupts the element's preparations (prevents or delays beyond the element's allotted time).

TASK: Defeat Obstacles (5-OPFOR-0009)

CONDITION: The opposing forces (OPFOR) element encounters an obstacle that blocks the avenue of approach as it advances upon the enemy forces.

STANDARD: The OPFOR element bypasses or breaches the enemy obstacle. 1. Detects the obstacle before halting its main body. 2. Defeats the obstacle. a. Bypasses the obstacle without entering the engagement areas. b. Breaches the obstacle within 45 minutes and passes its entire force through the obstacle. 3. Does not incur degradation to the point that the mission must be discontinued.

TASK: Conduct Terrorist and Saboteur Attacks (5-OPFOR-0005)

CONDITION: The opposing forces (OPFOR) element dispatches small teams into the enemy's rear area to disrupt combat service support (CSS) operations.

STANDARD: The enemy sustains disrupted command and control (C2), destroyed equipment and supplies, and light casualties. 1. Locates rear support bases and C2 facilities. 2. Delays and disrupts CSS operations through probes. 3. Infiltrates CSS bases to conduct sabotage and terrorist activities. 4. Inflicts light casualties. 5. Destroys supplies and equipment.

TASK: Disrupt a Route Reconnaissance (5-OPFOR-0021)

CONDITION: The enemy is conducting a route reconnaissance. The opposing forces (OPFOR) element is positioned along the enemy's route.

STANDARD: The OPFOR element attempts to disrupt a squad/section conducting a route reconnaissance. 1. Prevents the unit from meeting its specified time schedule. 2. Forces the unit to deviate from its specified route. 3. Prevents the unit from reaching its assigned destination. 4. Surprises the squad/section. 5. Inflicts casualties on the unit.

TASK: Disrupt a Net Control Station (NCS) (5-OPFOR-0019)

CONDITION: The enemy has established a NCS. The opposing forces (OPFOR) element has radio and jamming equipment.

STANDARD: The OPFOR element attempts to disrupt an NCS. 1. Attempts to locate the radio frequency that the unit is operating on. 2. Attempts to enter the radio net. 3. Attempts to issue "bogus" orders to a unit on the net. 4. Jams the radio frequency and forces the unit to go to an alternate frequency.

TASK: Disrupt Construction of Vehicle Fighting Positions (5-OPFOR-0020)

CONDITION: The opposing forces (OPFOR) element has located the enemy. The priority intelligence requirements (PIR) and other intelligence obtained by OPFOR patrols indicate the enemy is constructing vehicle fighting positions within its defensive area. The OPFOR element has automatic and antiarmor weapons and light mortars.

STANDARD: The OPFOR element attempts to disrupt the enemy's efforts to establish vehicle fighting positions. 1. Locates the defensive area. 2. Surprises the main body. 3. Penetrates the defensive area with squad-size probes. 4. Inflicts casualties on the unit. 5. Destroys vehicles. 6. Disrupts the unit's preparations (prevents or delays beyond the unit's allotted time).

TASK: Conduct an Aerial Reconnaissance (5-OPFOR-0010)

CONDITION: The opposing forces (OPFOR) headquarters (HQ) element requires intelligence on the locations and identification of enemy elements. An aircraft is dispatched to take photographs and make a visual inspection of the enemy rear area.

STANDARD: The OPFOR element gathers photograph intelligence of the enemy. 1. Photographs the assigned sectors. 2. Makes quick visual checks where the ceiling is low. 3. Locates enemy positions in the area, particularly support and storage bases, and command and control (C2) facilities. 4. Sustains no loss of aircraft. 5. Reports priority intelligence requirements (PIR) and other information requirements to the OPFOR HQ.

TASK: Disrupt an Engineer Reconnaissance (5-OPFOR-0022)

CONDITION: The enemy is conducting an engineer reconnaissance. The opposing forces (OPFOR) element is positioned along the enemy's route.

STANDARD: The OPFOR element disrupts an engineer reconnaissance. 1. Prevents the unit from meeting its specified time schedule. 2. Forces the unit to deviate from its specified route. 3. Prevents the unit from accomplishing its assigned engineer reconnaissance. 4. Surprises the unit conducting the reconnaissance.

TASK: Conduct an Attack (5-OPFOR-0008)

CONDITION: The enemy is conducting tactical operations. The opposing forces (OPFOR) element receives orders to attack the enemy, the area of occupation, or the main supply route (MSR) with smoke.

STANDARD: The OPFOR element disrupts the enemy's movement and smoke operations. 1. Determines the delivery method of the smoke attack. 2. Locates the target. 3. Delivers the smoke attack downwind. 4. Attacks the enemy with smoke, and surge attacks when the enemy responds to the smoke.

TASK: Disrupt Quartering Party Operations (5-OPFOR-0017)

CONDITION: The enemy is conducting quartering party operations. It has established an assembly area (AA) but has not moved in the main body.

STANDARD: The opposing forces (OPFOR) element attempts to disrupt quartering party operations and infiltrate the enemy's AA. 1. Locates the quartering party and the AA. 2. Surprises the main body. 3. Penetrates the AA with squad-size probes. 4. Inflicts personnel casualties and vehicle damage. 5. Disrupts the unit's preparations (prevents or delays beyond the unit's allotted time).

TASK: Disrupt Enemy Movement and Operations Using Tactical Nuclear Weapons (5-OPFOR-0016)

CONDITION: The opposing forces (OPFOR) element has located the enemy. Priority intelligence requirements (PIR) and other intelligence requirements have been obtained by OPFOR patrols. Tactical nuclear weapons are employed against key locations in the rear area.

STANDARD: The OPFOR element disrupts enemy movement and operations. 1. Disrupts or delays the movement of the enemy's equipment and supplies to the forward areas. 2. Destroys enemy equipment and supplies. 3. Inflicts a high rate of nuclear casualties among the enemy forces. 4. Denies the enemy the use of specified areas. 5. Contaminates the enemy's equipment and supplies.

TASK: Disrupt Enemy Movement and Operations Using Persistent and Nonpersistent Chemical Weapons (5-OPFOR-0015)

CONDITION: The opposing forces (OPFOR) element has located the enemy. Priority intelligence requirements (PIR) and other intelligence requirements have been obtained by OPFOR patrols. The OPFOR units deliver chemical agents, by means of conventional artillery weapons or aircraft, along selected supply routes and key bases in the rear area.

STANDARD: The OPFOR element disrupts enemy movement and operations using persistent and nonpersistent chemical weapons. 1. Delivers chemical agents in low and densely wooded areas. 2. Delays the movement of enemy supplies and equipment to the forward areas. 3. Restricts the movement of the enemy units in the rear area. 4. Channels the movement of enemy units into predesignated ambush areas. 5. Contaminates enemy supplies and equipment. 6. Inflicts a high rate of casualties on enemy forces.

TASK: Counter Passage of Lines (5-OPFOR-0012)

CONDITION: Enemy forces are in defensive positions, but they are expected to attempt passage-of-lines operations. The opposing forces (OPFOR) received orders to disrupt enemy passage-of-lines operations.

STANDARD: The OPFOR element delays or prevents enemy passage of lines. 1. Delays the passage. 2. Prevents the company from moving all personnel through the stationary unit. 3. Engages the main body of either the moving or the stationary unit.

TASK: Conduct Air Attacks (5-OPFOR-0002)

CONDITION: The opposing forces (OPFOR) element in the rear area has forwarded the positions of the enemy support sites or the locations of moving elements. The OPFOR aircraft have been dispatched to attack enemy installations or convoys.

STANDARD: The OPFOR element attempts to delay, disrupt, or damage the enemy targets by air. 1. Locates the target (support sites or convoys). 2. Makes attack runs on the designated targets. 3. Inflicts heavy damage to the selected target. 4. Sustains no loss of aircraft. 5. Delays moving the force for more than one hour.

TASK: Surrender to the Capturing Unit on the Battlefield (5-OPFOR-0024)

CONDITION: The enemy has captured the opposing forces (OPFOR) element's soldiers, documents, and equipment sensitive to the OPFOR tactical operations.

STANDARD: The OPFOR soldiers retain or destroy documents and equipment. The OPFOR element surrenders documents and equipment of no tactical use to the enemy and attempts to conceal or destroy items of tactical value. The OPFOR element attempts escape and evasion. 1. Prevents the successful capture of documents and equipment. 2. Destroys documents and equipment. 3. Removes identifying markings from equipment. 4. Removes unit-identifying insignia. 5. Provides misleading information. 6. Plans an escape. 7. Delays movement to the nearest collection point. 8. Prevents safeguarding of enemy prisoners of war (EPWs) in order to cause embarrassment to the United States (US).

TASK: Conduct a Raid (5-OPFOR-0004)

CONDITION: The opposing forces (OPFOR) element has occupied an objective rally point and has orders to conduct a raid on a combat service support (CSS) base.

STANDARD: The OPFOR element infiltrates the enemy's base and destroys all of the targets. 1. Surprises the enemy forces. 2. Assaults the support base and accomplishes the assigned tasks. 3. Destroys the specified equipment and supplies. 4. Avoids being decisively engaged. 5. Withdraws all personnel from the objective areas within the time prescribed. 6. Obtains all priority intelligence requirements (PIR) from the raid site. 7. Sustains only light casualties from enemy fire.

TASK: Attack (5-OPFOR-0001)

CONDITION: The opposing forces (OPFOR) element has located the enemy. The priority intelligence requirements (PIR) and other intelligence requirements have been obtained by OPFOR patrols. The OPFOR element has automatic and antiarmor weapons and light mortars.

STANDARD: The OPFOR element attempts to seize the terrain, vehicles, or equipment. 1. Develops an attack plan. 2. Surprises the enemy unit's main body. 3. Initiates the attack using a scheme of maneuver that exploits the enemy's flanks, gaps, and weaknesses. 4. Uses covered and concealed routes to approach the enemy forces' flanks, gaps, or weakly held areas. 5. Employs indirect fire to support the attack. 6. Penetrates enemy defenses. 7. Destroys equipment and supplies. 8. Inflicts heavy casualties. 9. Isolates the combat service support (CSS) base by blocking reinforcements. 10. Forces enemy units to displace. 11. Avoids being fixed in one position. 12. Withdraws before the CSS base is reinforced with tactical combat forces.

TASK: Conduct Sniper Operations (5-OPFOR-0006)

CONDITION: The opposing forces (OPFOR) element has assigned snipers (regular or irregular elements) in the enemy's rear area along the main supply route (MSR) and near support sites.

STANDARD: The OPFOR element kills or wounds targets. 1. Sets up a well-concealed location. 2. Engages vehicle drivers or personnel on foot with short bursts of semiautomatic fire. 3. Kills or wounds selected targets. 4. Prevents the position from being discovered by enemy forces. 5. Evacuates the area without being spotted. 6. Reports all specified priority intelligence requirements (PIR) and other intelligence requirements to the OPFOR headquarters (HQ).

TASK: Defend a Minefield (5-OPFOR-0023)

CONDITION: The enemy is conducting a minefield sweeping operation. The opposing forces (OPFOR) element has a minefield placed in the enemy's path. The minefield is under constant observation and fire.

STANDARD: The OPFOR element defends a minefield against an enemy element conducting a minefield sweeping operation. 1. Prevents the unit from detecting the obstacle. 2. Disrupts the minefield sweeping operation. 3. Prevents the unit from conducting the minefield sweeping operation, prevents the unit from moving all personnel through the breach or delays the completion of the minefield sweeping operation for more than 45 minutes.

TASK: Conduct an Ambush (5-OPFOR-0007)

CONDITION: The enemy is moving in a convoy. The opposing forces (OPFOR) element is positioned along the enemy's route.

STANDARD: The OPFOR element inflicts casualties on the enemy and causes vehicle and equipment damage. 1. Prepares an ambush site before the element arrives. 2. Surprises march element forces. 3. Inflicts heavy casualties within the designated kill zone. 4. Inflicts heavy damage to vehicles and equipment within the designated kill zone. 5. Delays the march element from reaching a specified destination for a specified period of time. 6. Withdraws on order. 7. Sustains no casualties. 8. Reports actions to superiors.

TASK: Maintain Contact (5-OPFOR-0003)

CONDITION: The opposing forces (OPFOR) element is engaged with enemy base defense forces. The enemy forces are withdrawing under pressure.

STANDARD: The OPFOR element maintains enemy contact while the enemy withdraws. 1. Engages the enemy forces decisively. 2. Advances the OPFOR as the enemy forces withdraw. 3. Inflicts heavy casualties. 4. Captures the members of the enemy force. 5. Captures documents and equipment. 6. Safeguards captured documents, equipment, and personnel.

- ELEMENTS:** Company
 Company Headquarters
 Three Combat Support Element Platoon Headquarters
 Three Earthmoving Sections
 Three Dump Truck Sections
 Three Equipment Sections
 Maintenance Platoon Headquarters
 Unit Maintenance Section
 Direct Support Maintenance Section
 Maintenance Supply Section
 Maintenance Section
 Horizontal Construction Platoon
 Embankment Squad
 Grading and Compact Squad
 Excavation Squad
 Two General Construction Platoons
 Six General Construction Squads

TASK: Prepare for Operations under Nuclear, Biological, and Chemical (NBC) Conditions (03-3-C201.05-T01A)
 (FM 3-100) (FM 3-11) (FM 3-3)
 (FM 3-4)

ITERATION: 1 2 3 4 5 M (Circle)
COMMANDER/LEADER ASSESSMENT: T P U (Circle)

CONDITIONS: Higher headquarters (HQ) informs the unit that opposing forces (OPFOR) are conducting NBC warfare in the area. NBC equipment has been issued. Soldiers carry protective masks with their load-carrying equipment (LCE), having mission-oriented protection posture (MOPP) gear readily available (within the work area). Some iterations of this task should be performed in MOPP4.

TASK STANDARDS: The unit uses collective protection or takes measures to limit the effects of NBC attacks and/or contamination and continues the mission. The time required to perform this task is increased when conducting it in mission-oriented protection posture (MOPP) 4.

TASK STEPS AND PERFORMANCE MEASURES	GO	NO-GO
* 1. The element leader checks accountability and serviceability of NBC defense equipment. <ul style="list-style-type: none"> a. Ensured that NBC detection equipment was issued to trained operators. b. Ensured that NBC detection equipment was employed and operating within 15 minutes. c. Identified equipment shortages. d. Took action to obtain replacement equipment. 2. The element assumes MOPP levels as directed by higher HQ or as the NBC situation dictates and is prepared to operate at the time specified in the operation order (OPORD). <ul style="list-style-type: none"> a. Donned masks and hoods within 15 seconds. b. Assumed MOPP 4 within 8 minutes. 3. Soldiers take actions to protect themselves against an NBC attack. <ul style="list-style-type: none"> a. Set up and used collective-protective shelters (if available). b. Prepared protective shelters, such as foxholes with overhead cover. 		

TASK STEPS AND PERFORMANCE MEASURES	GO	NO-GO
<p>* 4. The element leader adjusts the MOPP level using MOPP analysis.</p> <p>a. Received and analyzed the enemy NBC threat capability. Took the following into consideration:</p> <ul style="list-style-type: none"> (1) Was the unit targeted or could it be targeted? (2) Did the enemy have the capability to deliver chemical or nuclear weapons? (3) When or where could the enemy most likely deliver the chemical or nuclear weapons? <p>b. Collected and analyzed weather data. Took the following into consideration:</p> <ul style="list-style-type: none"> (1) Was it day or night? (2) What were the current weather conditions (see chemical downwind message [CDM] or weather report)? (3) What were weather conditions two, four, and six hours in the future (see CDM or weather report)? <p>c. Analyzed the element's status and mission. Took the following into consideration:</p> <ul style="list-style-type: none"> (1) What was the mission? (2) What was the work rate? (3) How long did the work take? (4) What were the training and physical levels of the unit? (5) How long did it take to warn all the soldiers of an NBC attack? 		

TASK PERFORMANCE / EVALUATION SUMMARY BLOCK							
ITERATION	1	2	3	4	5	M	TOTAL
TOTAL TASK STEPS EVALUATED							
TOTAL TASK STEPS "GO"							
TRAINING STATUS "GO"/"NO-GO"							

"*" indicates a leader task step.

SUPPORTING INDIVIDUAL TASKS

Task Number	Task Title	References
031-503-3008	Implement Mission-Oriented Protective Posture	STP 21-24-SMCT

SUPPORTING COLLECTIVE TASKS: NONE

OPFOR TASKS AND STANDARDS

TASK: Disrupt Defensive Preparations (5-OPFOR-0018)

CONDITION: The opposing forces (OPFOR) element has located the enemy. Priority intelligence requirements (PIR) and other intelligence requirements obtained by OPFOR patrols indicate that the enemy elements are establishing defensive positions. The OPFOR element has automatic and antiarmor weapons and light mortars.

STANDARD: The OPFOR element disrupts and delays the enemy's defensive preparations. 1. Locates and penetrates the enemy's security system. 2. Forces the enemy to delay defensive preparations. 3. Disrupts the enemy's obstacle preparations.

TASK: Disrupt Movement (5-OPFOR-0014)

CONDITION: The enemy is expected to move through the opposing forces (OPFOR) element's area of operations. The OPFOR element has received an operation order (OPORD) or fragmentary order (FRAGO) to disrupt enemy movement. The enemy has the capability to defend with direct fire and antiarmor weapons.

STANDARD: The OPFOR element delays enemy movement. 1. Delays the element. 2. Forces the element to deviate from its route. 3. Prevents the element from reaching its destination. 4. Surprises the element's main body.

TASK: Disrupt Assembly Area (AA) Activities (5-OPFOR-0013)

CONDITION: Intelligence reports indicate that platoon- and company-size enemy units are operating in the opposing forces (OPFOR) area of operations. Enemy units can defend from AAs with direct fire, antiarmor weapons, and indirect fire. The enemy has close air support (CAS) and nuclear, biological, and chemical (NBC) capabilities.

STANDARD: The OPFOR element locates and disrupts the enemy's AA activities. 1. Locates the element's AA. 2. Probes the AA with squad- or team-size elements. 3. Inflicts more than 5 percent casualties on the element. 4. Disrupts the element's preparations (prevents or delays beyond the element's allotted time).

TASK: Defeat Obstacles (5-OPFOR-0009)

CONDITION: The opposing forces (OPFOR) element encounters an obstacle that blocks the avenue of approach as it advances upon the enemy forces.

STANDARD: The OPFOR element bypasses or breaches the enemy obstacle. 1. Detects the obstacle before halting its main body. 2. Defeats the obstacle. a. Bypasses the obstacle without entering the engagement areas. b. Breaches the obstacle within 45 minutes and passes its entire force through the obstacle. 3. Does not incur degradation to the point that the mission must be discontinued.

TASK: Disrupt a Route Reconnaissance (5-OPFOR-0021)

CONDITION: The enemy is conducting a route reconnaissance. The opposing forces (OPFOR) element is positioned along the enemy's route.

STANDARD: The OPFOR element attempts to disrupt a squad/section conducting a route reconnaissance. 1. Prevents the unit from meeting its specified time schedule. 2. Forces the unit to deviate from its specified route. 3. Prevents the unit from reaching its assigned destination. 4. Surprises the squad/section. 5. Inflicts casualties on the unit.

TASK: Conduct Terrorist and Saboteur Attacks (5-OPFOR-0005)

CONDITION: The opposing forces (OPFOR) element dispatches small teams into the enemy's rear area to disrupt combat service support (CSS) operations.

STANDARD: The enemy sustains disrupted command and control (C2), destroyed equipment and supplies, and light casualties. 1. Locates rear support bases and C2 facilities. 2. Delays and disrupts CSS operations through probes. 3. Infiltrates CSS bases to conduct sabotage and terrorist activities. 4. Inflicts light casualties. 5. Destroys supplies and equipment.

TASK: Disrupt a Net Control Station (NCS) (5-OPFOR-0019)

CONDITION: The enemy has established a NCS. The opposing forces (OPFOR) element has radio and jamming equipment.

STANDARD: The OPFOR element attempts to disrupt an NCS. 1. Attempts to locate the radio frequency that the unit is operating on. 2. Attempts to enter the radio net. 3. Attempts to issue "bogus" orders to a unit on the net. 4. Jams the radio frequency and forces the unit to go to an alternate frequency.

TASK: Disrupt Construction of Vehicle Fighting Positions (5-OPFOR-0020)

CONDITION: The opposing forces (OPFOR) element has located the enemy. The priority intelligence requirements (PIR) and other intelligence obtained by OPFOR patrols indicate the enemy is constructing vehicle fighting positions within its defensive area. The OPFOR element has automatic and antiarmor weapons and light mortars.

STANDARD: The OPFOR element attempts to disrupt the enemy's efforts to establish vehicle fighting positions. 1. Locates the defensive area. 2. Surprises the main body. 3. Penetrates the defensive area with squad-size probes. 4. Inflicts casualties on the unit. 5. Destroys vehicles. 6. Disrupts the unit's preparations (prevents or delays beyond the unit's allotted time).

TASK: Conduct an Aerial Reconnaissance (5-OPFOR-0010)

CONDITION: The opposing forces (OPFOR) headquarters (HQ) element requires intelligence on the locations and identification of enemy elements. An aircraft is dispatched to take photographs and make a visual inspection of the enemy rear area.

STANDARD: The OPFOR element gathers photograph intelligence of the enemy. 1. Photographs the assigned sectors. 2. Makes quick visual checks where the ceiling is low. 3. Locates enemy positions in the area, particularly support and storage bases, and command and control (C2) facilities. 4. Sustains no loss of aircraft. 5. Reports priority intelligence requirements (PIR) and other information requirements to the OPFOR HQ.

TASK: Disrupt an Engineer Reconnaissance (5-OPFOR-0022)

CONDITION: The enemy is conducting an engineer reconnaissance. The opposing forces (OPFOR) element is positioned along the enemy's route.

STANDARD: The OPFOR element disrupts an engineer reconnaissance. 1. Prevents the unit from meeting its specified time schedule. 2. Forces the unit to deviate from its specified route. 3. Prevents the unit from accomplishing its assigned engineer reconnaissance. 4. Surprises the unit conducting the reconnaissance.

TASK: Conduct an Attack (5-OPFOR-0008)

CONDITION: The enemy is conducting tactical operations. The opposing forces (OPFOR) element receives orders to attack the enemy, the area of occupation, or the main supply route (MSR) with smoke.

STANDARD: The OPFOR element disrupts the enemy's movement and smoke operations. 1. Determines the delivery method of the smoke attack. 2. Locates the target. 3. Delivers the smoke attack downwind. 4. Attacks the enemy with smoke, and surge attacks when the enemy responds to the smoke.

TASK: Disrupt Quartering Party Operations (5-OPFOR-0017)

CONDITION: The enemy is conducting quartering party operations. It has established an assembly area (AA) but has not moved in the main body.

STANDARD: The opposing forces (OPFOR) element attempts to disrupt quartering party operations and infiltrate the enemy's AA. 1. Locates the quartering party and the AA. 2. Surprises the main body. 3. Penetrates the AA with squad-size probes. 4. Inflicts personnel casualties and vehicle damage. 5. Disrupts the unit's preparations (prevents or delays beyond the unit's allotted time).

TASK: Disrupt Enemy Movement and Operations Using Tactical Nuclear Weapons (5-OPFOR-0016)

CONDITION: The opposing forces (OPFOR) element has located the enemy. Priority intelligence requirements (PIR) and other intelligence requirements have been obtained by OPFOR patrols. Tactical nuclear weapons are employed against key locations in the rear area.

STANDARD: The OPFOR element disrupts enemy movement and operations. 1. Disrupts or delays the movement of the enemy's equipment and supplies to the forward areas. 2. Destroys enemy equipment and supplies. 3. Inflicts a high rate of nuclear casualties among the enemy forces. 4. Denies the enemy the use of specified areas. 5. Contaminates the enemy's equipment and supplies.

TASK: Disrupt Enemy Movement and Operations Using Persistent and Nonpersistent Chemical Weapons (5-OPFOR-0015)

CONDITION: The opposing forces (OPFOR) element has located the enemy. Priority intelligence requirements (PIR) and other intelligence requirements have been obtained by OPFOR patrols. The OPFOR units deliver chemical agents, by means of conventional artillery weapons or aircraft, along selected supply routes and key bases in the rear area.

STANDARD: The OPFOR element disrupts enemy movement and operations using persistent and nonpersistent chemical weapons. 1. Delivers chemical agents in low and densely wooded areas. 2. Delays the movement of enemy supplies and equipment to the forward areas. 3. Restricts the movement of the enemy units in the rear area. 4. Channels the movement of enemy units into predesignated ambush areas. 5. Contaminates enemy supplies and equipment. 6. Inflicts a high rate of casualties on enemy forces.

TASK: Counter Passage of Lines (5-OPFOR-0012)

CONDITION: Enemy forces are in defensive positions, but they are expected to attempt passage-of-lines operations. The opposing forces (OPFOR) received orders to disrupt enemy passage-of-lines operations.

STANDARD: The OPFOR element delays or prevents enemy passage of lines. 1. Delays the passage. 2. Prevents the company from moving all personnel through the stationary unit. 3. Engages the main body of either the moving or the stationary unit.

TASK: Conduct Air Attacks (5-OPFOR-0002)

CONDITION: The opposing forces (OPFOR) element in the rear area has forwarded the positions of the enemy support sites or the locations of moving elements. The OPFOR aircraft have been dispatched to attack enemy installations or convoys.

STANDARD: The OPFOR element attempts to delay, disrupt, or damage the enemy targets by air. 1. Locates the target (support sites or convoys). 2. Makes attack runs on the designated targets. 3. Inflicts heavy damage to the selected target. 4. Sustains no loss of aircraft. 5. Delays moving the force for more than one hour.

TASK: Surrender to the Capturing Unit on the Battlefield (5-OPFOR-0024)

CONDITION: The enemy has captured the opposing forces (OPFOR) element's soldiers, documents, and equipment sensitive to the OPFOR tactical operations.

STANDARD: The OPFOR soldiers retain or destroy documents and equipment. The OPFOR element surrenders documents and equipment of no tactical use to the enemy and attempts to conceal or destroy items of tactical value. The OPFOR element attempts escape and evasion. 1. Prevents the successful capture of documents and equipment. 2. Destroys documents and equipment. 3. Removes identifying markings from equipment. 4. Removes unit-identifying insignia. 5. Provides misleading information. 6. Plans an escape. 7. Delays movement to the nearest collection point. 8. Prevents safeguarding of enemy prisoners of war (EPWs) in order to cause embarrassment to the United States (US).

TASK: Conduct a Raid (5-OPFOR-0004)

CONDITION: The opposing forces (OPFOR) element has occupied an objective rally point and has orders to conduct a raid on a combat service support (CSS) base.

STANDARD: The OPFOR element infiltrates the enemy's base and destroys all of the targets. 1. Surprises the enemy forces. 2. Assaults the support base and accomplishes the assigned tasks. 3. Destroys the specified equipment and supplies. 4. Avoids being decisively engaged. 5. Withdraws all personnel from the objective areas within the time prescribed. 6. Obtains all priority intelligence requirements (PIR) from the raid site. 7. Sustains only light casualties from enemy fire.

TASK: Attack (5-OPFOR-0001)

CONDITION: The opposing forces (OPFOR) element has located the enemy. The priority intelligence requirements (PIR) and other intelligence requirements have been obtained by OPFOR patrols. The OPFOR element has automatic and antiarmor weapons and light mortars.

STANDARD: The OPFOR element attempts to seize the terrain, vehicles, or equipment. 1. Develops an attack plan. 2. Surprises the enemy unit's main body. 3. Initiates the attack using a scheme of maneuver that exploits the enemy's flanks, gaps, and weaknesses. 4. Uses covered and concealed routes to approach the enemy forces' flanks, gaps, or weakly held areas. 5. Employs indirect fire to support the attack. 6. Penetrates enemy defenses. 7. Destroys equipment and supplies. 8. Inflicts heavy casualties. 9. Isolates the combat service support (CSS) base by blocking reinforcements. 10. Forces enemy units to displace. 11. Avoids being fixed in one position. 12. Withdraws before the CSS base is reinforced with tactical combat forces.

TASK: Conduct Sniper Operations (5-OPFOR-0006)

CONDITION: The opposing forces (OPFOR) element has assigned snipers (regular or irregular elements) in the enemy's rear area along the main supply route (MSR) and near support sites.

STANDARD: The OPFOR element kills or wounds targets. 1. Sets up a well-concealed location. 2. Engages vehicle drivers or personnel on foot with short bursts of semiautomatic fire. 3. Kills or wounds selected targets. 4. Prevents the position from being discovered by enemy forces. 5. Evacuates the area without being spotted. 6. Reports all specified priority intelligence requirements (PIR) and other intelligence requirements to the OPFOR headquarters (HQ).

TASK: Defend a Minefield (5-OPFOR-0023)

CONDITION: The enemy is conducting a minefield sweeping operation. The opposing forces (OPFOR) element has a minefield placed in the enemy's path. The minefield is under constant observation and fire.

STANDARD: The OPFOR element defends a minefield against an enemy element conducting a minefield sweeping operation. 1. Prevents the unit from detecting the obstacle. 2. Disrupts the minefield sweeping operation. 3. Prevents the unit from conducting the minefield sweeping operation, prevents the unit from moving all personnel through the breach or delays the completion of the minefield sweeping operation for more than 45 minutes.

TASK: Conduct an Ambush (5-OPFOR-0007)

CONDITION: The enemy is moving in a convoy. The opposing forces (OPFOR) element is positioned along the enemy's route.

STANDARD: The OPFOR element inflicts casualties on the enemy and causes vehicle and equipment damage. 1. Prepares an ambush site before the element arrives. 2. Surprises march element forces. 3. Inflicts heavy casualties within the designated kill zone. 4. Inflicts heavy damage to vehicles and equipment within the designated kill zone. 5. Delays the march element from reaching a specified destination for a specified period of time. 6. Withdraws on order. 7. Sustains no casualties. 8. Reports actions to superiors.

TASK: Maintain Contact (5-OPFOR-0003)

CONDITION: The opposing forces (OPFOR) element is engaged with enemy base defense forces. The enemy forces are withdrawing under pressure.

STANDARD: The OPFOR element maintains enemy contact while the enemy withdraws. 1. Engages the enemy forces decisively. 2. Advances the OPFOR as the enemy forces withdraw. 3. Inflicts heavy casualties. 4. Captures the members of the enemy force. 5. Captures documents and equipment. 6. Safeguards captured documents, equipment, and personnel.

- ELEMENTS:** Company
 Company Headquarters
 Three Combat Support Element Platoon Headquarters
 Three Earthmoving Sections
 Three Dump Truck Sections
 Three Equipment Sections
 Maintenance Platoon Headquarters
 Unit Maintenance Section
 Direct Support Maintenance Section
 Maintenance Supply Section
 Maintenance Section
 Horizontal Construction Platoon
 Embankment Squad
 Grading and Compact Squad
 Excavation Squad
 Two General Construction Platoons
 Six General Construction Squads

TASK: Prepare for a Chemical Attack (03-3-C202.05-T01A) (FM 3-11) (FM 3-4)
 (FM 3-100)

ITERATION: 1 2 3 4 5 M (Circle)
COMMANDER/LEADER ASSESSMENT: T P U (Circle)

CONDITIONS: Opposing forces (OPFOR) are conducting chemical warfare or intelligence indicates its use is imminent. Higher headquarters (HQ) directs implementation of actions to minimize casualties and limit contamination. Some iterations of this task should be performed in MOPP4.

TASK STANDARDS: Unit personnel assume mission-oriented protection posture (MOPP) 4 within 8 minutes and complete preparation efforts before the attack or its effects reach their location. The unit protects its personnel, equipment, food, and water and continues its mission. The time required to perform this task is increased when conducting it in mission-oriented protection posture (MOPP) 4.

TASK STEPS AND PERFORMANCE MEASURES	GO	NO-GO
<p>* 1. The element leader issues a warning order.</p> <p>2. Element personnel start defensive preparations for a chemical attack.</p> <ul style="list-style-type: none"> a. Assumed MOPP 4 within 8 minutes after notification. b. Attached M9 detector paper to their right arms, left wrists, either their right or left ankles, and the vehicles. c. Conducted MOPP field sanitation procedures. d. Emplaced chemical-agent alarms upwind of their position. <p>3. Element personnel prepare fighting positions or shelters.</p> <ul style="list-style-type: none"> a. Used existing, natural, or man-made facilities (such as caves, ditches, culverts, and tunnels) as fighting positions and shelters. b. Dug fighting positions and bunkers with overhead cover. <p>NOTE: Fighting positions should have overhead cover consisting of a minimum of 18 inches of soil, if time permits.</p> <p>* 4. The noncommissioned officers (NCOs) check personnel and fighting positions.</p> <ul style="list-style-type: none"> a. Ensured that personnel were at MOPP 4. b. Ensured that individual and element fighting positions were hardened with sandbags and overhead cover. 		

TASK STEPS AND PERFORMANCE MEASURES	GO	NO-GO
* 5. The element leader takes additional actions consistent with the tactical situation by increasing, decreasing, or modifying the MOPP level as appropriate.		

TASK PERFORMANCE / EVALUATION SUMMARY BLOCK							
ITERATION	1	2	3	4	5	M	TOTAL
TOTAL TASK STEPS EVALUATED							
TOTAL TASK STEPS "GO"							
TRAINING STATUS "GO"/"NO-GO"							

"*" indicates a leader task step.

SUPPORTING INDIVIDUAL TASKS

Task Number	Task Title	References
031-503-3008	Implement Mission-Oriented Protective Posture	STP 21-24-SMCT

SUPPORTING COLLECTIVE TASKS: NONE

OPFOR TASKS AND STANDARDS

TASK: Defend a Minefield (5-OPFOR-0023)

CONDITION: The enemy is conducting a minefield sweeping operation. The opposing forces (OPFOR) element has a minefield placed in the enemy's path. The minefield is under constant observation and fire.

STANDARD: The OPFOR element defends a minefield against an enemy element conducting a minefield sweeping operation. 1. Prevents the unit from detecting the obstacle. 2. Disrupts the minefield sweeping operation. 3. Prevents the unit from conducting the minefield sweeping operation, prevents the unit from moving all personnel through the breach or delays the completion of the minefield sweeping operation for more than 45 minutes.

TASK: Disrupt Movement (5-OPFOR-0014)

CONDITION: The enemy is expected to move through the opposing forces (OPFOR) element's area of operations. The OPFOR element has received an operation order (OPORD) or fragmentary order (FRAGO) to disrupt enemy movement. The enemy has the capability to defend with direct fire and antiarmor weapons.

STANDARD: The OPFOR element delays enemy movement. 1. Delays the element. 2. Forces the element to deviate from its route. 3. Prevents the element from reaching its destination. 4. Surprises the element's main body.

TASK: Surrender to the Capturing Unit on the Battlefield (5-OPFOR-0024)

CONDITION: The enemy has captured the opposing forces (OPFOR) element's soldiers, documents, and equipment sensitive to the OPFOR tactical operations.

STANDARD: The OPFOR soldiers retain or destroy documents and equipment. The OPFOR element surrenders documents and equipment of no tactical use to the enemy and attempts to conceal or destroy items of tactical value. The OPFOR element attempts escape and evasion. 1. Prevents the successful capture of documents and equipment. 2. Destroys documents and equipment. 3. Removes identifying markings from equipment. 4. Removes unit-identifying insignia. 5. Provides misleading information. 6. Plans an escape. 7. Delays movement to the nearest collection point. 8. Prevents safeguarding of enemy prisoners of war (EPWs) in order to cause embarrassment to the United States (US).

TASK: Disrupt Defensive Preparations (5-OPFOR-0018)

CONDITION: The opposing forces (OPFOR) element has located the enemy. Priority intelligence requirements (PIR) and other intelligence requirements obtained by OPFOR patrols indicate that the enemy elements are establishing defensive positions. The OPFOR element has automatic and antiarmor weapons and light mortars.

STANDARD: The OPFOR element disrupts and delays the enemy's defensive preparations. 1. Locates and penetrates the enemy's security system. 2. Forces the enemy to delay defensive preparations. 3. Disrupts the enemy's obstacle preparations.

TASK: Defeat Obstacles (5-OPFOR-0009)

CONDITION: The opposing forces (OPFOR) element encounters an obstacle that blocks the avenue of approach as it advances upon the enemy forces.

STANDARD: The OPFOR element bypasses or breaches the enemy obstacle. 1. Detects the obstacle before halting its main body. 2. Defeats the obstacle. a. Bypasses the obstacle without entering the engagement areas. b. Breaches the obstacle within 45 minutes and passes its entire force through the obstacle. 3. Does not incur degradation to the point that the mission must be discontinued.

TASK: Disrupt Assembly Area (AA) Activities (5-OPFOR-0013)

CONDITION: Intelligence reports indicate that platoon- and company-size enemy units are operating in the opposing forces (OPFOR) area of operations. Enemy units can defend from AAs with direct fire, antiarmor weapons, and indirect fire. The enemy has close air support (CAS) and nuclear, biological, and chemical (NBC) capabilities.

STANDARD: The OPFOR element locates and disrupts the enemy's AA activities. 1. Locates the element's AA. 2. Probes the AA with squad- or team-size elements. 3. Inflicts more than 5 percent casualties on the element. 4. Disrupts the element's preparations (prevents or delays beyond the element's allotted time).

TASK: Disrupt a Route Reconnaissance (5-OPFOR-0021)

CONDITION: The enemy is conducting a route reconnaissance. The opposing forces (OPFOR) element is positioned along the enemy's route.

STANDARD: The OPFOR element attempts to disrupt a squad/section conducting a route reconnaissance. 1. Prevents the unit from meeting its specified time schedule. 2. Forces the unit to deviate from its specified route. 3. Prevents the unit from reaching its assigned destination. 4. Surprises the squad/section. 5. Inflicts casualties on the unit.

TASK: Conduct Terrorist and Saboteur Attacks (5-OPFOR-0005)

CONDITION: The opposing forces (OPFOR) element dispatches small teams into the enemy's rear area to disrupt combat service support (CSS) operations.

STANDARD: The enemy sustains disrupted command and control (C2), destroyed equipment and supplies, and light casualties. 1. Locates rear support bases and C2 facilities. 2. Delays and disrupts CSS operations through probes. 3. Infiltrates CSS bases to conduct sabotage and terrorist activities. 4. Inflicts light casualties. 5. Destroys supplies and equipment.

TASK: Disrupt a Net Control Station (NCS) (5-OPFOR-0019)

CONDITION: The enemy has established a NCS. The opposing forces (OPFOR) element has radio and jamming equipment.

STANDARD: The OPFOR element attempts to disrupt an NCS. 1. Attempts to locate the radio frequency that the unit is operating on. 2. Attempts to enter the radio net. 3. Attempts to issue "bogus" orders to a unit on the net. 4. Jams the radio frequency and forces the unit to go to an alternate frequency.

TASK: Disrupt Construction of Vehicle Fighting Positions (5-OPFOR-0020)

CONDITION: The opposing forces (OPFOR) element has located the enemy. The priority intelligence requirements (PIR) and other intelligence obtained by OPFOR patrols indicate the enemy is constructing vehicle fighting positions within its defensive area. The OPFOR element has automatic and antiarmor weapons and light mortars.

STANDARD: The OPFOR element attempts to disrupt the enemy's efforts to establish vehicle fighting positions. 1. Locates the defensive area. 2. Surprises the main body. 3. Penetrates the defensive area with squad-size probes. 4. Inflicts casualties on the unit. 5. Destroys vehicles. 6. Disrupts the unit's preparations (prevents or delays beyond the unit's allotted time).

TASK: Conduct an Aerial Reconnaissance (5-OPFOR-0010)

CONDITION: The opposing forces (OPFOR) headquarters (HQ) element requires intelligence on the locations and identification of enemy elements. An aircraft is dispatched to take photographs and make a visual inspection of the enemy rear area.

STANDARD: The OPFOR element gathers photograph intelligence of the enemy. 1. Photographs the assigned sectors. 2. Makes quick visual checks where the ceiling is low. 3. Locates enemy positions in the area, particularly support and storage bases, and command and control (C2) facilities. 4. Sustains no loss of aircraft. 5. Reports priority intelligence requirements (PIR) and other information requirements to the OPFOR HQ.

TASK: Disrupt an Engineer Reconnaissance (5-OPFOR-0022)

CONDITION: The enemy is conducting an engineer reconnaissance. The opposing forces (OPFOR) element is positioned along the enemy's route.

STANDARD: The OPFOR element disrupts an engineer reconnaissance. 1. Prevents the unit from meeting its specified time schedule. 2. Forces the unit to deviate from its specified route. 3. Prevents the unit from accomplishing its assigned engineer reconnaissance. 4. Surprises the unit conducting the reconnaissance.

TASK: Conduct an Attack (5-OPFOR-0008)

CONDITION: The enemy is conducting tactical operations. The opposing forces (OPFOR) element receives orders to attack the enemy, the area of occupation, or the main supply route (MSR) with smoke.

STANDARD: The OPFOR element disrupts the enemy's movement and smoke operations. 1. Determines the delivery method of the smoke attack. 2. Locates the target. 3. Delivers the smoke attack downwind. 4. Attacks the enemy with smoke, and surge attacks when the enemy responds to the smoke.

TASK: Disrupt Quartering Party Operations (5-OPFOR-0017)

CONDITION: The enemy is conducting quartering party operations. It has established an assembly area (AA) but has not moved in the main body.

STANDARD: The opposing forces (OPFOR) element attempts to disrupt quartering party operations and infiltrate the enemy's AA. 1. Locates the quartering party and the AA. 2. Surprises the main body. 3. Penetrates the AA with squad-size probes. 4. Inflicts personnel casualties and vehicle damage. 5. Disrupts the unit's preparations (prevents or delays beyond the unit's allotted time).

TASK: Disrupt Enemy Movement and Operations Using Tactical Nuclear Weapons (5-OPFOR-0016)

CONDITION: The opposing forces (OPFOR) element has located the enemy. Priority intelligence requirements (PIR) and other intelligence requirements have been obtained by OPFOR patrols. Tactical nuclear weapons are employed against key locations in the rear area.

STANDARD: The OPFOR element disrupts enemy movement and operations. 1. Disrupts or delays the movement of the enemy's equipment and supplies to the forward areas. 2. Destroys enemy equipment and supplies. 3. Inflicts a high rate of nuclear casualties among the enemy forces. 4. Denies the enemy the use of specified areas. 5. Contaminates the enemy's equipment and supplies.

TASK: Disrupt Enemy Movement and Operations Using Persistent and Nonpersistent Chemical Weapons (5-OPFOR-0015)

CONDITION: The opposing forces (OPFOR) element has located the enemy. Priority intelligence requirements (PIR) and other intelligence requirements have been obtained by OPFOR patrols. The OPFOR units deliver chemical agents, by means of conventional artillery weapons or aircraft, along selected supply routes and key bases in the rear area.

STANDARD: The OPFOR element disrupts enemy movement and operations using persistent and nonpersistent chemical weapons. 1. Delivers chemical agents in low and densely wooded areas. 2. Delays the movement of enemy supplies and equipment to the forward areas. 3. Restricts the movement of the enemy units in the rear area. 4. Channels the movement of enemy units into predesignated ambush areas. 5. Contaminates enemy supplies and equipment. 6. Inflicts a high rate of casualties on enemy forces.

TASK: Counter Passage of Lines (5-OPFOR-0012)

CONDITION: Enemy forces are in defensive positions, but they are expected to attempt passage-of-lines operations. The opposing forces (OPFOR) received orders to disrupt enemy passage-of-lines operations.

STANDARD: The OPFOR element delays or prevents enemy passage of lines. 1. Delays the passage. 2. Prevents the company from moving all personnel through the stationary unit. 3. Engages the main body of either the moving or the stationary unit.

TASK: Conduct Air Attacks (5-OPFOR-0002)

CONDITION: The opposing forces (OPFOR) element in the rear area has forwarded the positions of the enemy support sites or the locations of moving elements. The OPFOR aircraft have been dispatched to attack enemy installations or convoys.

STANDARD: The OPFOR element attempts to delay, disrupt, or damage the enemy targets by air. 1. Locates the target (support sites or convoys). 2. Makes attack runs on the designated targets. 3. Inflicts heavy damage to the selected target. 4. Sustains no loss of aircraft. 5. Delays moving the force for more than one hour.

TASK: Conduct a Raid (5-OPFOR-0004)

CONDITION: The opposing forces (OPFOR) element has occupied an objective rally point and has orders to conduct a raid on a combat service support (CSS) base.

STANDARD: The OPFOR element infiltrates the enemy's base and destroys all of the targets. 1. Surprises the enemy forces. 2. Assaults the support base and accomplishes the assigned tasks. 3. Destroys the specified equipment and supplies. 4. Avoids being decisively engaged. 5. Withdraws all personnel from the objective areas within the time prescribed. 6. Obtains all priority intelligence requirements (PIR) from the raid site. 7. Sustains only light casualties from enemy fire.

TASK: Attack (5-OPFOR-0001)

CONDITION: The opposing forces (OPFOR) element has located the enemy. The priority intelligence requirements (PIR) and other intelligence requirements have been obtained by OPFOR patrols. The OPFOR element has automatic and antiarmor weapons and light mortars.

STANDARD: The OPFOR element attempts to seize the terrain, vehicles, or equipment. 1. Develops an attack plan. 2. Surprises the enemy unit's main body. 3. Initiates the attack using a scheme of maneuver that exploits the enemy's flanks, gaps, and weaknesses. 4. Uses covered and concealed routes to approach the enemy forces' flanks, gaps, or weakly held areas. 5. Employs indirect fire to support the attack. 6. Penetrates enemy defenses. 7. Destroys equipment and supplies. 8. Inflicts heavy casualties. 9. Isolates the combat service support (CSS) base by blocking reinforcements. 10. Forces enemy units to displace. 11. Avoids being fixed in one position. 12. Withdraws before the CSS base is reinforced with tactical combat forces.

TASK: Conduct Sniper Operations (5-OPFOR-0006)

CONDITION: The opposing forces (OPFOR) element has assigned snipers (regular or irregular elements) in the enemy's rear area along the main supply route (MSR) and near support sites.

STANDARD: The OPFOR element kills or wounds targets. 1. Sets up a well-concealed location. 2. Engages vehicle drivers or personnel on foot with short bursts of semiautomatic fire. 3. Kills or wounds selected targets. 4. Prevents the position from being discovered by enemy forces. 5. Evacuates the area without being spotted. 6. Reports all specified priority intelligence requirements (PIR) and other intelligence requirements to the OPFOR headquarters (HQ).

TASK: Maintain Contact (5-OPFOR-0003)

CONDITION: The opposing forces (OPFOR) element is engaged with enemy base defense forces. The enemy forces are withdrawing under pressure.

STANDARD: The OPFOR element maintains enemy contact while the enemy withdraws. 1. Engages the enemy forces decisively. 2. Advances the OPFOR as the enemy forces withdraw. 3. Inflicts heavy casualties. 4. Captures the members of the enemy force. 5. Captures documents and equipment. 6. Safeguards captured documents, equipment, and personnel.

TASK: Conduct an Ambush (5-OPFOR-0007)

CONDITION: The enemy is moving in a convoy. The opposing forces (OPFOR) element is positioned along the enemy's route.

STANDARD: The OPFOR element inflicts casualties on the enemy and causes vehicle and equipment damage. 1. Prepares an ambush site before the element arrives. 2. Surprises march element forces. 3. Inflicts heavy casualties within the designated kill zone. 4. Inflicts heavy damage to vehicles and equipment within the designated kill zone. 5. Delays the march element from reaching a specified destination for a specified period of time. 6. Withdraws on order. 7. Sustains no casualties. 8. Reports actions to superiors.

- ELEMENTS:** Company
 Company Headquarters
 Three Combat Support Element Platoon Headquarters
 Three Earthmoving Sections
 Three Dump Truck Sections
 Three Equipment Sections
 Maintenance Platoon Headquarters
 Unit Maintenance Section
 Direct Support Maintenance Section
 Maintenance Supply Section
 Maintenance Section
 Horizontal Construction Platoon
 Embankment Squad
 Grading and Compact Squad
 Excavation Squad
 Two General Construction Platoons
 Six General Construction Squads

TASK: Respond to a Chemical Attack (03-3-C203.05-T01A)
 (FM 3-4) (FM 3-100) (FM 3-11)
 (FM 3-3) (FM 3-5)

ITERATION: 1M 2M 3M 4M 5M (Circle)

COMMANDER/LEADER ASSESSMENT: T P U (Circle)

CONDITIONS: The unit is deployed in mission-oriented protection posture (MOPP) 2. Intelligence indicates that opposing forces (OPFOR) have initiated chemical warfare. The automatic alarm sounds or the detector paper changes color, causing the unit to react. This task is always performed in MOPP4.

TASK STANDARDS: The soldiers sound the alarm (vocal or nonvocal), immediately assume MOPP 4, and use available shelter to prevent further exposure to contamination. The unit reacts to the chemical alarm within 9 seconds.

TASK STEPS AND PERFORMANCE MEASURES	GO	NO-GO
* 1. Element leaders ensure that soldiers react to the sound of the chemical-agent alarm or recognize the indicators for a chemical or biological attack. <ul style="list-style-type: none"> a. Gave the alarm (vocal or nonvocal). b. Ensured that soldiers put on their protective masks within 9 seconds. c. Assumed MOPP 4 as soon as possible. d. Sought additional shelter, if available. e. Administered a nerve-agent antidote (buddy aid) to other soldiers with symptoms of nerve-agent poisoning (if applicable). f. Administered nerve-agent antidotes to selves (if applicable). g. Checked soldiers to ensure that protective measures were followed. 2. Soldiers take additional protective measures. <ul style="list-style-type: none"> a. Protected exposed equipment and supplies. b. Monitored the area by testing it with detector kits. c. Used prevention procedures, such as marking contaminated areas. 3. Soldiers conduct immediate decontamination. <ul style="list-style-type: none"> a. Conducted skin decontamination. b. Wiped down personal equipment with M291 or M280 decontamination kits. c. Conducted operator's spray-down of equipment. 		

TASK STEPS AND PERFORMANCE MEASURES	GO	NO-GO
* 4. Element leaders initiate unmasking procedures and report to higher headquarters (HQ). a. Ensured that casualties were provided with medical care. b. Reported casualties. c. Submitted a nuclear, biological, and chemical (NBC) 1 report to higher HQ immediately. d. Continued the mission or requested movement to an alternate location.		

TASK PERFORMANCE / EVALUATION SUMMARY BLOCK							
ITERATION	1M	2M	3M	4M	5M		TOTAL
TOTAL TASK STEPS EVALUATED							
TOTAL TASK STEPS "GO"							
TRAINING STATUS "GO"/"NO-GO"							

"*" indicates a leader task step.

SUPPORTING INDIVIDUAL TASKS

Task Number	Task Title	References
081-831-1000	Evaluate a Casualty	STP 21-1-SMCT
081-831-1030	Administer Nerve Agent Antidote to Self (Self-Aid)	STP 21-1-SMCT
081-831-1031	Administer First Aid to a Nerve Agent Casualty (Buddy-Aid)	STP 21-1-SMCT

SUPPORTING COLLECTIVE TASKS: NONE

OPFOR TASKS AND STANDARDS

TASK: Defend a Minefield (5-OPFOR-0023)

CONDITION: The enemy is conducting a minefield sweeping operation. The opposing forces (OPFOR) element has a minefield placed in the enemy's path. The minefield is under constant observation and fire.

STANDARD: The OPFOR element defends a minefield against an enemy element conducting a minefield sweeping operation. 1. Prevents the unit from detecting the obstacle. 2. Disrupts the minefield sweeping operation. 3. Prevents the unit from conducting the minefield sweeping operation, prevents the unit from moving all personnel through the breach or delays the completion of the minefield sweeping operation for more than 45 minutes.

TASK: Disrupt Movement (5-OPFOR-0014)

CONDITION: The enemy is expected to move through the opposing forces (OPFOR) element's area of operations. The OPFOR element has received an operation order (OPORD) or fragmentary order (FRAGO) to disrupt enemy movement. The enemy has the capability to defend with direct fire and antiarmor weapons.

STANDARD: The OPFOR element delays enemy movement. 1. Delays the element. 2. Forces the element to deviate from its route. 3. Prevents the element from reaching its destination. 4. Surprises the element's main body.

TASK: Disrupt Defensive Preparations (5-OPFOR-0018)

CONDITION: The opposing forces (OPFOR) element has located the enemy. Priority intelligence requirements (PIR) and other intelligence requirements obtained by OPFOR patrols indicate that the enemy elements are establishing defensive positions. The OPFOR element has automatic and antiarmor weapons and light mortars.

STANDARD: The OPFOR element disrupts and delays the enemy's defensive preparations. 1. Locates and penetrates the enemy's security system. 2. Forces the enemy to delay defensive preparations. 3. Disrupts the enemy's obstacle preparations.

TASK: Surrender to the Capturing Unit on the Battlefield (5-OPFOR-0024)

CONDITION: The enemy has captured the opposing forces (OPFOR) element's soldiers, documents, and equipment sensitive to the OPFOR tactical operations.

STANDARD: The OPFOR soldiers retain or destroy documents and equipment. The OPFOR element surrenders documents and equipment of no tactical use to the enemy and attempts to conceal or destroy items of tactical value. The OPFOR element attempts escape and evasion. 1. Prevents the successful capture of documents and equipment. 2. Destroys documents and equipment. 3. Removes identifying markings from equipment. 4. Removes unit-identifying insignia. 5. Provides misleading information. 6. Plans an escape. 7. Delays movement to the nearest collection point. 8. Prevents safeguarding of enemy prisoners of war (EPWs) in order to cause embarrassment to the United States (US).

TASK: Defeat Obstacles (5-OPFOR-0009)

CONDITION: The opposing forces (OPFOR) element encounters an obstacle that blocks the avenue of approach as it advances upon the enemy forces.

STANDARD: The OPFOR element bypasses or breaches the enemy obstacle. 1. Detects the obstacle before halting its main body. 2. Defeats the obstacle. a. Bypasses the obstacle without entering the engagement areas. b. Breaches the obstacle within 45 minutes and passes its entire force through the obstacle. 3. Does not incur degradation to the point that the mission must be discontinued.

TASK: Disrupt Assembly Area (AA) Activities (5-OPFOR-0013)

CONDITION: Intelligence reports indicate that platoon- and company-size enemy units are operating in the opposing forces (OPFOR) area of operations. Enemy units can defend from AAs with direct fire, antiarmor weapons, and indirect fire. The enemy has close air support (CAS) and nuclear, biological, and chemical (NBC) capabilities.

STANDARD: The OPFOR element locates and disrupts the enemy's AA activities. 1. Locates the element's AA. 2. Probes the AA with squad- or team-size elements. 3. Inflicts more than 5 percent casualties on the element. 4. Disrupts the element's preparations (prevents or delays beyond the element's allotted time).

TASK: Disrupt a Route Reconnaissance (5-OPFOR-0021)

CONDITION: The enemy is conducting a route reconnaissance. The opposing forces (OPFOR) element is positioned along the enemy's route.

STANDARD: The OPFOR element attempts to disrupt a squad/section conducting a route reconnaissance. 1. Prevents the unit from meeting its specified time schedule. 2. Forces the unit to deviate from its specified route. 3. Prevents the unit from reaching its assigned destination. 4. Surprises the squad/section. 5. Inflicts casualties on the unit.

TASK: Conduct Terrorist and Saboteur Attacks (5-OPFOR-0005)

CONDITION: The opposing forces (OPFOR) element dispatches small teams into the enemy's rear area to disrupt combat service support (CSS) operations.

STANDARD: The enemy sustains disrupted command and control (C2), destroyed equipment and supplies, and light casualties. 1. Locates rear support bases and C2 facilities. 2. Delays and disrupts CSS operations through probes. 3. Infiltrates CSS bases to conduct sabotage and terrorist activities. 4. Inflicts light casualties. 5. Destroys supplies and equipment.

TASK: Disrupt a Net Control Station (NCS) (5-OPFOR-0019)

CONDITION: The enemy has established a NCS. The opposing forces (OPFOR) element has radio and jamming equipment.

STANDARD: The OPFOR element attempts to disrupt an NCS. 1. Attempts to locate the radio frequency that the unit is operating on. 2. Attempts to enter the radio net. 3. Attempts to issue "bogus" orders to a unit on the net. 4. Jams the radio frequency and forces the unit to go to an alternate frequency.

TASK: Disrupt Construction of Vehicle Fighting Positions (5-OPFOR-0020)

CONDITION: The opposing forces (OPFOR) element has located the enemy. The priority intelligence requirements (PIR) and other intelligence obtained by OPFOR patrols indicate the enemy is constructing vehicle fighting positions within its defensive area. The OPFOR element has automatic and antiarmor weapons and light mortars.

STANDARD: The OPFOR element attempts to disrupt the enemy's efforts to establish vehicle fighting positions. 1. Locates the defensive area. 2. Surprises the main body. 3. Penetrates the defensive area with squad-size probes. 4. Inflicts casualties on the unit. 5. Destroys vehicles. 6. Disrupts the unit's preparations (prevents or delays beyond the unit's allotted time).

TASK: Conduct an Aerial Reconnaissance (5-OPFOR-0010)

CONDITION: The opposing forces (OPFOR) headquarters (HQ) element requires intelligence on the locations and identification of enemy elements. An aircraft is dispatched to take photographs and make a visual inspection of the enemy rear area.

STANDARD: The OPFOR element gathers photograph intelligence of the enemy. 1. Photographs the assigned sectors. 2. Makes quick visual checks where the ceiling is low. 3. Locates enemy positions in the area, particularly support and storage bases, and command and control (C2) facilities. 4. Sustains no loss of aircraft. 5. Reports priority intelligence requirements (PIR) and other information requirements to the OPFOR HQ.

TASK: Disrupt an Engineer Reconnaissance (5-OPFOR-0022)

CONDITION: The enemy is conducting an engineer reconnaissance. The opposing forces (OPFOR) element is positioned along the enemy's route.

STANDARD: The OPFOR element disrupts an engineer reconnaissance. 1. Prevents the unit from meeting its specified time schedule. 2. Forces the unit to deviate from its specified route. 3. Prevents the unit from accomplishing its assigned engineer reconnaissance. 4. Surprises the unit conducting the reconnaissance.

TASK: Conduct an Attack (5-OPFOR-0008)

CONDITION: The enemy is conducting tactical operations. The opposing forces (OPFOR) element receives orders to attack the enemy, the area of occupation, or the main supply route (MSR) with smoke.

STANDARD: The OPFOR element disrupts the enemy's movement and smoke operations. 1. Determines the delivery method of the smoke attack. 2. Locates the target. 3. Delivers the smoke attack downwind. 4. Attacks the enemy with smoke, and surge attacks when the enemy responds to the smoke.

TASK: Disrupt Quartering Party Operations (5-OPFOR-0017)

CONDITION: The enemy is conducting quartering party operations. It has established an assembly area (AA) but has not moved in the main body.

STANDARD: The opposing forces (OPFOR) element attempts to disrupt quartering party operations and infiltrate the enemy's AA. 1. Locates the quartering party and the AA. 2. Surprises the main body. 3. Penetrates the AA with squad-size probes. 4. Inflicts personnel casualties and vehicle damage. 5. Disrupts the unit's preparations (prevents or delays beyond the unit's allotted time).

TASK: Disrupt Enemy Movement and Operations Using Tactical Nuclear Weapons (5-OPFOR-0016)

CONDITION: The opposing forces (OPFOR) element has located the enemy. Priority intelligence requirements (PIR) and other intelligence requirements have been obtained by OPFOR patrols. Tactical nuclear weapons are employed against key locations in the rear area.

STANDARD: The OPFOR element disrupts enemy movement and operations. 1. Disrupts or delays the movement of the enemy's equipment and supplies to the forward areas. 2. Destroys enemy equipment and supplies. 3. Inflicts a high rate of nuclear casualties among the enemy forces. 4. Denies the enemy the use of specified areas. 5. Contaminates the enemy's equipment and supplies.

TASK: Disrupt Enemy Movement and Operations Using Persistent and Nonpersistent Chemical Weapons (5-OPFOR-0015)

CONDITION: The opposing forces (OPFOR) element has located the enemy. Priority intelligence requirements (PIR) and other intelligence requirements have been obtained by OPFOR patrols. The OPFOR units deliver chemical agents, by means of conventional artillery weapons or aircraft, along selected supply routes and key bases in the rear area.

STANDARD: The OPFOR element disrupts enemy movement and operations using persistent and nonpersistent chemical weapons. 1. Delivers chemical agents in low and densely wooded areas. 2. Delays the movement of enemy supplies and equipment to the forward areas. 3. Restricts the movement of the enemy units in the rear area. 4. Channels the movement of enemy units into predesignated ambush areas. 5. Contaminates enemy supplies and equipment. 6. Inflicts a high rate of casualties on enemy forces.

TASK: Counter Passage of Lines (5-OPFOR-0012)

CONDITION: Enemy forces are in defensive positions, but they are expected to attempt passage-of-lines operations. The opposing forces (OPFOR) received orders to disrupt enemy passage-of-lines operations.

STANDARD: The OPFOR element delays or prevents enemy passage of lines. 1. Delays the passage. 2. Prevents the company from moving all personnel through the stationary unit. 3. Engages the main body of either the moving or the stationary unit.

TASK: Conduct Air Attacks (5-OPFOR-0002)

CONDITION: The opposing forces (OPFOR) element in the rear area has forwarded the positions of the enemy support sites or the locations of moving elements. The OPFOR aircraft have been dispatched to attack enemy installations or convoys.

STANDARD: The OPFOR element attempts to delay, disrupt, or damage the enemy targets by air. 1. Locates the target (support sites or convoys). 2. Makes attack runs on the designated targets. 3. Inflicts heavy damage to the selected target. 4. Sustains no loss of aircraft. 5. Delays moving the force for more than one hour.

TASK: Conduct a Raid (5-OPFOR-0004)

CONDITION: The opposing forces (OPFOR) element has occupied an objective rally point and has orders to conduct a raid on a combat service support (CSS) base.

STANDARD: The OPFOR element infiltrates the enemy's base and destroys all of the targets. 1. Surprises the enemy forces. 2. Assaults the support base and accomplishes the assigned tasks. 3. Destroys the specified equipment and supplies. 4. Avoids being decisively engaged. 5. Withdraws all personnel from the objective areas within the time prescribed. 6. Obtains all priority intelligence requirements (PIR) from the raid site. 7. Sustains only light casualties from enemy fire.

TASK: Attack (5-OPFOR-0001)

CONDITION: The opposing forces (OPFOR) element has located the enemy. The priority intelligence requirements (PIR) and other intelligence requirements have been obtained by OPFOR patrols. The OPFOR element has automatic and antiarmor weapons and light mortars.

STANDARD: The OPFOR element attempts to seize the terrain, vehicles, or equipment. 1. Develops an attack plan. 2. Surprises the enemy unit's main body. 3. Initiates the attack using a scheme of maneuver that exploits the enemy's flanks, gaps, and weaknesses. 4. Uses covered and concealed routes to approach the enemy forces' flanks, gaps, or weakly held areas. 5. Employs indirect fire to support the attack. 6. Penetrates enemy defenses. 7. Destroys equipment and supplies. 8. Inflicts heavy casualties. 9. Isolates the combat service support (CSS) base by blocking reinforcements. 10. Forces enemy units to displace. 11. Avoids being fixed in one position. 12. Withdraws before the CSS base is reinforced with tactical combat forces.

TASK: Conduct Sniper Operations (5-OPFOR-0006)

CONDITION: The opposing forces (OPFOR) element has assigned snipers (regular or irregular elements) in the enemy's rear area along the main supply route (MSR) and near support sites.

STANDARD: The OPFOR element kills or wounds targets. 1. Sets up a well-concealed location. 2. Engages vehicle drivers or personnel on foot with short bursts of semiautomatic fire. 3. Kills or wounds selected targets. 4. Prevents the position from being discovered by enemy forces. 5. Evacuates the area without being spotted. 6. Reports all specified priority intelligence requirements (PIR) and other intelligence requirements to the OPFOR headquarters (HQ).

TASK: Maintain Contact (5-OPFOR-0003)

CONDITION: The opposing forces (OPFOR) element is engaged with enemy base defense forces. The enemy forces are withdrawing under pressure.

STANDARD: The OPFOR element maintains enemy contact while the enemy withdraws. 1. Engages the enemy forces decisively. 2. Advances the OPFOR as the enemy forces withdraw. 3. Inflicts heavy casualties. 4. Captures the members of the enemy force. 5. Captures documents and equipment. 6. Safeguards captured documents, equipment, and personnel.

TASK: Conduct an Ambush (5-OPFOR-0007)

CONDITION: The enemy is moving in a convoy. The opposing forces (OPFOR) element is positioned along the enemy's route.

STANDARD: The OPFOR element inflicts casualties on the enemy and causes vehicle and equipment damage. 1. Prepares an ambush site before the element arrives. 2. Surprises march element forces. 3. Inflicts heavy casualties within the designated kill zone. 4. Inflicts heavy damage to vehicles and equipment within the designated kill zone. 5. Delays the march element from reaching a specified destination for a specified period of time. 6. Withdraws on order. 7. Sustains no casualties. 8. Reports actions to superiors.

- ELEMENTS:** Company
 Company Headquarters
 Three Combat Support Element Platoon Headquarters
 Three Earthmoving Sections
 Three Dump Truck Sections
 Three Equipment Sections
 Maintenance Platoon Headquarters
 Unit Maintenance Section
 Direct Support Maintenance Section
 Maintenance Supply Section
 Maintenance Section
 Horizontal Construction Platoon
 Embankment Squad
 Grading and Compact Squad
 Excavation Squad
 Two General Construction Platoons
 Six General Construction Squads

TASK: Prepare for a Friendly Nuclear Strike (03-3-C205.05-T01A)
 (FM 3-4) (FM 3-3)

ITERATION: 1 2 3 4 5 M (Circle)
COMMANDER/LEADER ASSESSMENT: T P U (Circle)

CONDITIONS: The unit receives a strike warning message from higher headquarters (HQ) directing specific actions to be implemented. Some iterations of this task should be performed in MOPP4.

TASK STANDARDS: The unit completes preparations within 30 minutes of a friendly nuclear-strike warning. The time required to perform this task is increased when conducting it in mission-oriented protection posture (MOPP) 4.

TASK STEPS AND PERFORMANCE MEASURES	GO	NO-GO
<p>1. The designated radio operator acknowledges the strike warning message.</p> <ul style="list-style-type: none"> a. Authenticated the call. b. Acknowledged the warning by return message. <p>* 2. The element leader issues a warning order.</p> <ul style="list-style-type: none"> a. Warned subordinate and affected units. b. Ensured that subordinates executed actions as directed. <p>3. Soldiers complete actions before detonation occurs.</p> <ul style="list-style-type: none"> a. Placed vehicles and equipment for the best terrain shielding (hill masses, slopes, culverts, depressions). b. Disconnected nonessential electronic equipment. c. Tied down essential antennas. d. Took down nonessential antennas and antenna leads. e. Improved shelters with consideration for blast, thermal, and radiation effects. <p>NOTE: Add sandbags to shelters, foxholes, or tents in the direction of the strike. Cover openings or position them away from the strike.</p> <ul style="list-style-type: none"> f. Zeroed dosimeters. g. Digital units ensured that the systems were prepared according to the unit's tactical standing operating procedures (TACSOP). 		

TASK STEPS AND PERFORMANCE MEASURES	GO	NO-GO
h. Secured loose, flammable, or explosive items and food or water containers to protect them from nuclear-weapons effects.		

TASK PERFORMANCE / EVALUATION SUMMARY BLOCK							
ITERATION	1	2	3	4	5	M	TOTAL
TOTAL TASK STEPS EVALUATED							
TOTAL TASK STEPS "GO"							
TRAINING STATUS "GO"/"NO-GO"							

"*" indicates a leader task step.

SUPPORTING INDIVIDUAL TASKS: NONE

SUPPORTING COLLECTIVE TASKS: NONE

OPFOR TASKS AND STANDARDS

TASK: Disrupt Movement (5-OPFOR-0014)

CONDITION: The enemy is expected to move through the opposing forces (OPFOR) element's area of operations. The OPFOR element has received an operation order (OPORD) or fragmentary order (FRAGO) to disrupt enemy movement. The enemy has the capability to defend with direct fire and antiarmor weapons.

STANDARD: The OPFOR element delays enemy movement. 1. Delays the element. 2. Forces the element to deviate from its route. 3. Prevents the element from reaching its destination. 4. Surprises the element's main body.

TASK: Disrupt Defensive Preparations (5-OPFOR-0018)

CONDITION: The opposing forces (OPFOR) element has located the enemy. Priority intelligence requirements (PIR) and other intelligence requirements obtained by OPFOR patrols indicate that the enemy elements are establishing defensive positions. The OPFOR element has automatic and antiarmor weapons and light mortars.

STANDARD: The OPFOR element disrupts and delays the enemy's defensive preparations. 1. Locates and penetrates the enemy's security system. 2. Forces the enemy to delay defensive preparations. 3. Disrupts the enemy's obstacle preparations.

TASK: Defeat Obstacles (5-OPFOR-0009)

CONDITION: The opposing forces (OPFOR) element encounters an obstacle that blocks the avenue of approach as it advances upon the enemy forces.

STANDARD: The OPFOR element bypasses or breaches the enemy obstacle. 1. Detects the obstacle before halting its main body. 2. Defeats the obstacle. a. Bypasses the obstacle without entering the engagement areas. b. Breaches the obstacle within 45 minutes and passes its entire force through the obstacle. 3. Does not incur degradation to the point that the mission must be discontinued.

TASK: Disrupt a Route Reconnaissance (5-OPFOR-0021)

CONDITION: The enemy is conducting a route reconnaissance. The opposing forces (OPFOR) element is positioned along the enemy's route.

STANDARD: The OPFOR element attempts to disrupt a squad/section conducting a route reconnaissance. 1. Prevents the unit from meeting its specified time schedule. 2. Forces the unit to deviate from its specified route. 3. Prevents the unit from reaching its assigned destination. 4. Surprises the squad/section. 5. Inflicts casualties on the unit.

TASK: Conduct Terrorist and Saboteur Attacks (5-OPFOR-0005)

CONDITION: The opposing forces (OPFOR) element dispatches small teams into the enemy's rear area to disrupt combat service support (CSS) operations.

STANDARD: The enemy sustains disrupted command and control (C2), destroyed equipment and supplies, and light casualties. 1. Locates rear support bases and C2 facilities. 2. Delays and disrupts CSS operations through probes. 3. Infiltrates CSS bases to conduct sabotage and terrorist activities. 4. Inflicts light casualties. 5. Destroys supplies and equipment.

TASK: Disrupt a Net Control Station (NCS) (5-OPFOR-0019)

CONDITION: The enemy has established a NCS. The opposing forces (OPFOR) element has radio and jamming equipment.

STANDARD: The OPFOR element attempts to disrupt an NCS. 1. Attempts to locate the radio frequency that the unit is operating on. 2. Attempts to enter the radio net. 3. Attempts to issue "bogus" orders to a unit on the net. 4. Jams the radio frequency and forces the unit to go to an alternate frequency.

TASK: Disrupt Construction of Vehicle Fighting Positions (5-OPFOR-0020)

CONDITION: The opposing forces (OPFOR) element has located the enemy. The priority intelligence requirements (PIR) and other intelligence obtained by OPFOR patrols indicate the enemy is constructing vehicle fighting positions within its defensive area. The OPFOR element has automatic and antiarmor weapons and light mortars.

STANDARD: The OPFOR element attempts to disrupt the enemy's efforts to establish vehicle fighting positions. 1. Locates the defensive area. 2. Surprises the main body. 3. Penetrates the defensive area with squad-size probes. 4. Inflicts casualties on the unit. 5. Destroys vehicles. 6. Disrupts the unit's preparations (prevents or delays beyond the unit's allotted time).

TASK: Conduct an Aerial Reconnaissance (5-OPFOR-0010)

CONDITION: The opposing forces (OPFOR) headquarters (HQ) element requires intelligence on the locations and identification of enemy elements. An aircraft is dispatched to take photographs and make a visual inspection of the enemy rear area.

STANDARD: The OPFOR element gathers photograph intelligence of the enemy. 1. Photographs the assigned sectors. 2. Makes quick visual checks where the ceiling is low. 3. Locates enemy positions in the area, particularly support and storage bases, and command and control (C2) facilities. 4. Sustains no loss of aircraft. 5. Reports priority intelligence requirements (PIR) and other information requirements to the OPFOR HQ.

TASK: Disrupt an Engineer Reconnaissance (5-OPFOR-0022)

CONDITION: The enemy is conducting an engineer reconnaissance. The opposing forces (OPFOR) element is positioned along the enemy's route.

STANDARD: The OPFOR element disrupts an engineer reconnaissance. 1. Prevents the unit from meeting its specified time schedule. 2. Forces the unit to deviate from its specified route. 3. Prevents the unit from accomplishing its assigned engineer reconnaissance. 4. Surprises the unit conducting the reconnaissance.

TASK: Conduct an Attack (5-OPFOR-0008)

CONDITION: The enemy is conducting tactical operations. The opposing forces (OPFOR) element receives orders to attack the enemy, the area of occupation, or the main supply route (MSR) with smoke.

STANDARD: The OPFOR element disrupts the enemy's movement and smoke operations. 1. Determines the delivery method of the smoke attack. 2. Locates the target. 3. Delivers the smoke attack downwind. 4. Attacks the enemy with smoke, and surge attacks when the enemy responds to the smoke.

TASK: Disrupt Quartering Party Operations (5-OPFOR-0017)

CONDITION: The enemy is conducting quartering party operations. It has established an assembly area (AA) but has not moved in the main body.

STANDARD: The opposing forces (OPFOR) element attempts to disrupt quartering party operations and infiltrate the enemy's AA. 1. Locates the quartering party and the AA. 2. Surprises the main body. 3. Penetrates the AA with squad-size probes. 4. Inflicts personnel casualties and vehicle damage. 5. Disrupts the unit's preparations (prevents or delays beyond the unit's allotted time).

TASK: Disrupt Enemy Movement and Operations Using Tactical Nuclear Weapons (5-OPFOR-0016)

CONDITION: The opposing forces (OPFOR) element has located the enemy. Priority intelligence requirements (PIR) and other intelligence requirements have been obtained by OPFOR patrols. Tactical nuclear weapons are employed against key locations in the rear area.

STANDARD: The OPFOR element disrupts enemy movement and operations. 1. Disrupts or delays the movement of the enemy's equipment and supplies to the forward areas. 2. Destroys enemy equipment and supplies. 3. Inflicts a high rate of nuclear casualties among the enemy forces. 4. Denies the enemy the use of specified areas. 5. Contaminates the enemy's equipment and supplies.

TASK: Disrupt Assembly Area (AA) Activities (5-OPFOR-0013)

CONDITION: Intelligence reports indicate that platoon- and company-size enemy units are operating in the opposing forces (OPFOR) area of operations. Enemy units can defend from AAs with direct fire, antiarmor weapons, and indirect fire. The enemy has close air support (CAS) and nuclear, biological, and chemical (NBC) capabilities.

STANDARD: The OPFOR element locates and disrupts the enemy's AA activities. 1. Locates the element's AA. 2. Probes the AA with squad- or team-size elements. 3. Inflicts more than 5 percent casualties on the element. 4. Disrupts the element's preparations (prevents or delays beyond the element's allotted time).

TASK: Disrupt Enemy Movement and Operations Using Persistent and Nonpersistent Chemical Weapons (5-OPFOR-0015)

CONDITION: The opposing forces (OPFOR) element has located the enemy. Priority intelligence requirements (PIR) and other intelligence requirements have been obtained by OPFOR patrols. The OPFOR units deliver chemical agents, by means of conventional artillery weapons or aircraft, along selected supply routes and key bases in the rear area.

STANDARD: The OPFOR element disrupts enemy movement and operations using persistent and nonpersistent chemical weapons. 1. Delivers chemical agents in low and densely wooded areas. 2. Delays the movement of enemy supplies and equipment to the forward areas. 3. Restricts the movement of the enemy units in the rear area. 4. Channels the movement of enemy units into predesignated ambush areas. 5. Contaminates enemy supplies and equipment. 6. Inflicts a high rate of casualties on enemy forces.

TASK: Counter Passage of Lines (5-OPFOR-0012)

CONDITION: Enemy forces are in defensive positions, but they are expected to attempt passage-of-lines operations. The opposing forces (OPFOR) received orders to disrupt enemy passage-of-lines operations.

STANDARD: The OPFOR element delays or prevents enemy passage of lines. 1. Delays the passage. 2. Prevents the company from moving all personnel through the stationary unit. 3. Engages the main body of either the moving or the stationary unit.

TASK: Conduct Air Attacks (5-OPFOR-0002)

CONDITION: The opposing forces (OPFOR) element in the rear area has forwarded the positions of the enemy support sites or the locations of moving elements. The OPFOR aircraft have been dispatched to attack enemy installations or convoys.

STANDARD: The OPFOR element attempts to delay, disrupt, or damage the enemy targets by air. 1. Locates the target (support sites or convoys). 2. Makes attack runs on the designated targets. 3. Inflicts heavy damage to the selected target. 4. Sustains no loss of aircraft. 5. Delays moving the force for more than one hour.

TASK: Surrender to the Capturing Unit on the Battlefield (5-OPFOR-0024)

CONDITION: The enemy has captured the opposing forces (OPFOR) element's soldiers, documents, and equipment sensitive to the OPFOR tactical operations.

STANDARD: The OPFOR soldiers retain or destroy documents and equipment. The OPFOR element surrenders documents and equipment of no tactical use to the enemy and attempts to conceal or destroy items of tactical value. The OPFOR element attempts escape and evasion. 1. Prevents the successful capture of documents and equipment. 2. Destroys documents and equipment. 3. Removes identifying markings from equipment. 4. Removes unit-identifying insignia. 5. Provides misleading information. 6. Plans an escape. 7. Delays movement to the nearest collection point. 8. Prevents safeguarding of enemy prisoners of war (EPWs) in order to cause embarrassment to the United States (US).

TASK: Conduct a Raid (5-OPFOR-0004)

CONDITION: The opposing forces (OPFOR) element has occupied an objective rally point and has orders to conduct a raid on a combat service support (CSS) base.

STANDARD: The OPFOR element infiltrates the enemy's base and destroys all of the targets. 1. Surprises the enemy forces. 2. Assaults the support base and accomplishes the assigned tasks. 3. Destroys the specified equipment and supplies. 4. Avoids being decisively engaged. 5. Withdraws all personnel from the objective areas within the time prescribed. 6. Obtains all priority intelligence requirements (PIR) from the raid site. 7. Sustains only light casualties from enemy fire.

TASK: Attack (5-OPFOR-0001)

CONDITION: The opposing forces (OPFOR) element has located the enemy. The priority intelligence requirements (PIR) and other intelligence requirements have been obtained by OPFOR patrols. The OPFOR element has automatic and antiarmor weapons and light mortars.

STANDARD: The OPFOR element attempts to seize the terrain, vehicles, or equipment. 1. Develops an attack plan. 2. Surprises the enemy unit's main body. 3. Initiates the attack using a scheme of maneuver that exploits the enemy's flanks, gaps, and weaknesses. 4. Uses covered and concealed routes to approach the enemy forces' flanks, gaps, or weakly held areas. 5. Employs indirect fire to support the attack. 6. Penetrates enemy defenses. 7. Destroys equipment and supplies. 8. Inflicts heavy casualties. 9. Isolates the combat service support (CSS) base by blocking reinforcements. 10. Forces enemy units to displace. 11. Avoids being fixed in one position. 12. Withdraws before the CSS base is reinforced with tactical combat forces.

TASK: Conduct Sniper Operations (5-OPFOR-0006)

CONDITION: The opposing forces (OPFOR) element has assigned snipers (regular or irregular elements) in the enemy's rear area along the main supply route (MSR) and near support sites.

STANDARD: The OPFOR element kills or wounds targets. 1. Sets up a well-concealed location. 2. Engages vehicle drivers or personnel on foot with short bursts of semiautomatic fire. 3. Kills or wounds selected targets. 4. Prevents the position from being discovered by enemy forces. 5. Evacuates the area without being spotted. 6. Reports all specified priority intelligence requirements (PIR) and other intelligence requirements to the OPFOR headquarters (HQ).

TASK: Defend a Minefield (5-OPFOR-0023)

CONDITION: The enemy is conducting a minefield sweeping operation. The opposing forces (OPFOR) element has a minefield placed in the enemy's path. The minefield is under constant observation and fire.

STANDARD: The OPFOR element defends a minefield against an enemy element conducting a minefield sweeping operation. 1. Prevents the unit from detecting the obstacle. 2. Disrupts the minefield sweeping operation. 3. Prevents the unit from conducting the minefield sweeping operation, prevents the unit from moving all personnel through the breach or delays the completion of the minefield sweeping operation for more than 45 minutes.

TASK: Maintain Contact (5-OPFOR-0003)

CONDITION: The opposing forces (OPFOR) element is engaged with enemy base defense forces. The enemy forces are withdrawing under pressure.

STANDARD: The OPFOR element maintains enemy contact while the enemy withdraws. 1. Engages the enemy forces decisively. 2. Advances the OPFOR as the enemy forces withdraw. 3. Inflicts heavy casualties. 4. Captures the members of the enemy force. 5. Captures documents and equipment. 6. Safeguards captured documents, equipment, and personnel.

TASK: Conduct an Ambush (5-OPFOR-0007)

CONDITION: The enemy is moving in a convoy. The opposing forces (OPFOR) element is positioned along the enemy's route.

STANDARD: The OPFOR element inflicts casualties on the enemy and causes vehicle and equipment damage. 1. Prepares an ambush site before the element arrives. 2. Surprises march element forces. 3. Inflicts heavy casualties within the designated kill zone. 4. Inflicts heavy damage to vehicles and equipment within the designated kill zone. 5. Delays the march element from reaching a specified destination for a specified period of time. 6. Withdraws on order. 7. Sustains no casualties. 8. Reports actions to superiors.

- ELEMENTS:** Company
 Company Headquarters
 Three Combat Support Element Platoon Headquarters
 Three Earthmoving Sections
 Three Dump Truck Sections
 Three Equipment Sections
 Maintenance Platoon Headquarters
 Unit Maintenance Section
 Direct Support Maintenance Section
 Maintenance Supply Section
 Maintenance Section
 Horizontal Construction Platoon
 Embankment Squad
 Grading and Compact Squad
 Excavation Squad
 Two General Construction Platoons
 Six General Construction Squads

TASK: Prepare for a Nuclear Attack (03-3-C206.05-T01A)
 (FM 3-4) (FM 3-100) (FM 3-3)

ITERATION: 1 2 3 4 5 M (Circle)
COMMANDER/LEADER ASSESSMENT: T P U (Circle)

CONDITIONS: The unit receives notice that a nuclear attack is probable and must initiate actions to minimize casualties and damage. Some iterations of this task should be performed in MOPP4.

TASK STANDARDS: The unit hardens and shields positions and equipment and conducts periodic monitoring. The time required to perform this task is increased when conducting it in mission-oriented protection posture (MOPP) 4.

TASK STEPS AND PERFORMANCE MEASURES	GO	NO-GO
* 1. The element leader issues a warning order to subordinate units, ensuring that all soldiers understand the order. 2. The unit begins defensive preparation for a nuclear attack. <ul style="list-style-type: none"> a. Placed vehicles and equipment for the best terrain shielding (hill masses, slopes, culverts, depressions). b. Turned off and disconnected nonessential electronic equipment according to the unit's standing operating procedure (SOP). c. Tied down essential antennas. d. Took down nonessential antenna leads according to the unit's SOP or other guidance. e. Improved shelters with consideration for blast, thermal, and radiation effects. f. Zeroed dosimeters. g. Secured loose, flammable, or explosive items and food or water containers to protect them from nuclear-weapons effects. h. Took cover in hardened shelters (if available). i. Used field-expedient shelters. 3. The unit takes additional actions consistent with the tactical situation. <ul style="list-style-type: none"> a. Continued periodic monitoring. 		

TASK STEPS AND PERFORMANCE MEASURES	GO	NO-GO
b. Reported all dose-rate and dosimeter readings to higher headquarters (HQ).		

TASK PERFORMANCE / EVALUATION SUMMARY BLOCK							
ITERATION	1	2	3	4	5	M	TOTAL
TOTAL TASK STEPS EVALUATED							
TOTAL TASK STEPS "GO"							
TRAINING STATUS "GO"/"NO-GO"							

"*" indicates a leader task step.

SUPPORTING INDIVIDUAL TASKS: NONE

SUPPORTING COLLECTIVE TASKS: NONE

OPFOR TASKS AND STANDARDS

TASK: Disrupt Movement (5-OPFOR-0014)

CONDITION: The enemy is expected to move through the opposing forces (OPFOR) element's area of operations. The OPFOR element has received an operation order (OPORD) or fragmentary order (FRAGO) to disrupt enemy movement. The enemy has the capability to defend with direct fire and antiarmor weapons.

STANDARD: The OPFOR element delays enemy movement. 1. Delays the element. 2. Forces the element to deviate from its route. 3. Prevents the element from reaching its destination. 4. Surprises the element's main body.

TASK: Disrupt Defensive Preparations (5-OPFOR-0018)

CONDITION: The opposing forces (OPFOR) element has located the enemy. Priority intelligence requirements (PIR) and other intelligence requirements obtained by OPFOR patrols indicate that the enemy elements are establishing defensive positions. The OPFOR element has automatic and antiarmor weapons and light mortars.

STANDARD: The OPFOR element disrupts and delays the enemy's defensive preparations. 1. Locates and penetrates the enemy's security system. 2. Forces the enemy to delay defensive preparations. 3. Disrupts the enemy's obstacle preparations.

TASK: Defeat Obstacles (5-OPFOR-0009)

CONDITION: The opposing forces (OPFOR) element encounters an obstacle that blocks the avenue of approach as it advances upon the enemy forces.

STANDARD: The OPFOR element bypasses or breaches the enemy obstacle. 1. Detects the obstacle before halting its main body. 2. Defeats the obstacle. a. Bypasses the obstacle without entering the engagement areas. b. Breaches the obstacle within 45 minutes and passes its entire force through the obstacle. 3. Does not incur degradation to the point that the mission must be discontinued.

TASK: Disrupt a Route Reconnaissance (5-OPFOR-0021)

CONDITION: The enemy is conducting a route reconnaissance. The opposing forces (OPFOR) element is positioned along the enemy's route.

STANDARD: The OPFOR element attempts to disrupt a squad/section conducting a route reconnaissance. 1. Prevents the unit from meeting its specified time schedule. 2. Forces the unit to deviate from its specified route. 3. Prevents the unit from reaching its assigned destination. 4. Surprises the squad/section. 5. Inflicts casualties on the unit.

TASK: Conduct Terrorist and Saboteur Attacks (5-OPFOR-0005)

CONDITION: The opposing forces (OPFOR) element dispatches small teams into the enemy's rear area to disrupt combat service support (CSS) operations.

STANDARD: The enemy sustains disrupted command and control (C2), destroyed equipment and supplies, and light casualties. 1. Locates rear support bases and C2 facilities. 2. Delays and disrupts CSS operations through probes. 3. Infiltrates CSS bases to conduct sabotage and terrorist activities. 4. Inflicts light casualties. 5. Destroys supplies and equipment.

TASK: Disrupt a Net Control Station (NCS) (5-OPFOR-0019)

CONDITION: The enemy has established a NCS. The opposing forces (OPFOR) element has radio and jamming equipment.

STANDARD: The OPFOR element attempts to disrupt an NCS. 1. Attempts to locate the radio frequency that the unit is operating on. 2. Attempts to enter the radio net. 3. Attempts to issue "bogus" orders to a unit on the net. 4. Jams the radio frequency and forces the unit to go to an alternate frequency.

TASK: Disrupt Construction of Vehicle Fighting Positions (5-OPFOR-0020)

CONDITION: The opposing forces (OPFOR) element has located the enemy. The priority intelligence requirements (PIR) and other intelligence obtained by OPFOR patrols indicate the enemy is constructing vehicle fighting positions within its defensive area. The OPFOR element has automatic and antiarmor weapons and light mortars.

STANDARD: The OPFOR element attempts to disrupt the enemy's efforts to establish vehicle fighting positions. 1. Locates the defensive area. 2. Surprises the main body. 3. Penetrates the defensive area with squad-size probes. 4. Inflicts casualties on the unit. 5. Destroys vehicles. 6. Disrupts the unit's preparations (prevents or delays beyond the unit's allotted time).

TASK: Conduct an Aerial Reconnaissance (5-OPFOR-0010)

CONDITION: The opposing forces (OPFOR) headquarters (HQ) element requires intelligence on the locations and identification of enemy elements. An aircraft is dispatched to take photographs and make a visual inspection of the enemy rear area.

STANDARD: The OPFOR element gathers photograph intelligence of the enemy. 1. Photographs the assigned sectors. 2. Makes quick visual checks where the ceiling is low. 3. Locates enemy positions in the area, particularly support and storage bases, and command and control (C2) facilities. 4. Sustains no loss of aircraft. 5. Reports priority intelligence requirements (PIR) and other information requirements to the OPFOR HQ.

TASK: Disrupt an Engineer Reconnaissance (5-OPFOR-0022)

CONDITION: The enemy is conducting an engineer reconnaissance. The opposing forces (OPFOR) element is positioned along the enemy's route.

STANDARD: The OPFOR element disrupts an engineer reconnaissance. 1. Prevents the unit from meeting its specified time schedule. 2. Forces the unit to deviate from its specified route. 3. Prevents the unit from accomplishing its assigned engineer reconnaissance. 4. Surprises the unit conducting the reconnaissance.

TASK: Conduct an Attack (5-OPFOR-0008)

CONDITION: The enemy is conducting tactical operations. The opposing forces (OPFOR) element receives orders to attack the enemy, the area of occupation, or the main supply route (MSR) with smoke.

STANDARD: The OPFOR element disrupts the enemy's movement and smoke operations. 1. Determines the delivery method of the smoke attack. 2. Locates the target. 3. Delivers the smoke attack downwind. 4. Attacks the enemy with smoke, and surge attacks when the enemy responds to the smoke.

TASK: Disrupt Quartering Party Operations (5-OPFOR-0017)

CONDITION: The enemy is conducting quartering party operations. It has established an assembly area (AA) but has not moved in the main body.

STANDARD: The opposing forces (OPFOR) element attempts to disrupt quartering party operations and infiltrate the enemy's AA. 1. Locates the quartering party and the AA. 2. Surprises the main body. 3. Penetrates the AA with squad-size probes. 4. Inflicts personnel casualties and vehicle damage. 5. Disrupts the unit's preparations (prevents or delays beyond the unit's allotted time).

TASK: Disrupt Enemy Movement and Operations Using Tactical Nuclear Weapons (5-OPFOR-0016)

CONDITION: The opposing forces (OPFOR) element has located the enemy. Priority intelligence requirements (PIR) and other intelligence requirements have been obtained by OPFOR patrols. Tactical nuclear weapons are employed against key locations in the rear area.

STANDARD: The OPFOR element disrupts enemy movement and operations. 1. Disrupts or delays the movement of the enemy's equipment and supplies to the forward areas. 2. Destroys enemy equipment and supplies. 3. Inflicts a high rate of nuclear casualties among the enemy forces. 4. Denies the enemy the use of specified areas. 5. Contaminates the enemy's equipment and supplies.

TASK: Disrupt Assembly Area (AA) Activities (5-OPFOR-0013)

CONDITION: Intelligence reports indicate that platoon- and company-size enemy units are operating in the opposing forces (OPFOR) area of operations. Enemy units can defend from AAs with direct fire, antiarmor weapons, and indirect fire. The enemy has close air support (CAS) and nuclear, biological, and chemical (NBC) capabilities.

STANDARD: The OPFOR element locates and disrupts the enemy's AA activities. 1. Locates the element's AA. 2. Probes the AA with squad- or team-size elements. 3. Inflicts more than 5 percent casualties on the element. 4. Disrupts the element's preparations (prevents or delays beyond the element's allotted time).

TASK: Disrupt Enemy Movement and Operations Using Persistent and Nonpersistent Chemical Weapons (5-OPFOR-0015)

CONDITION: The opposing forces (OPFOR) element has located the enemy. Priority intelligence requirements (PIR) and other intelligence requirements have been obtained by OPFOR patrols. The OPFOR units deliver chemical agents, by means of conventional artillery weapons or aircraft, along selected supply routes and key bases in the rear area.

STANDARD: The OPFOR element disrupts enemy movement and operations using persistent and nonpersistent chemical weapons. 1. Delivers chemical agents in low and densely wooded areas. 2. Delays the movement of enemy supplies and equipment to the forward areas. 3. Restricts the movement of the enemy units in the rear area. 4. Channels the movement of enemy units into predesignated ambush areas. 5. Contaminates enemy supplies and equipment. 6. Inflicts a high rate of casualties on enemy forces.

TASK: Counter Passage of Lines (5-OPFOR-0012)

CONDITION: Enemy forces are in defensive positions, but they are expected to attempt passage-of-lines operations. The opposing forces (OPFOR) received orders to disrupt enemy passage-of-lines operations.

STANDARD: The OPFOR element delays or prevents enemy passage of lines. 1. Delays the passage. 2. Prevents the company from moving all personnel through the stationary unit. 3. Engages the main body of either the moving or the stationary unit.

TASK: Conduct Air Attacks (5-OPFOR-0002)

CONDITION: The opposing forces (OPFOR) element in the rear area has forwarded the positions of the enemy support sites or the locations of moving elements. The OPFOR aircraft have been dispatched to attack enemy installations or convoys.

STANDARD: The OPFOR element attempts to delay, disrupt, or damage the enemy targets by air. 1. Locates the target (support sites or convoys). 2. Makes attack runs on the designated targets. 3. Inflicts heavy damage to the selected target. 4. Sustains no loss of aircraft. 5. Delays moving the force for more than one hour.

TASK: Surrender to the Capturing Unit on the Battlefield (5-OPFOR-0024)

CONDITION: The enemy has captured the opposing forces (OPFOR) element's soldiers, documents, and equipment sensitive to the OPFOR tactical operations.

STANDARD: The OPFOR soldiers retain or destroy documents and equipment. The OPFOR element surrenders documents and equipment of no tactical use to the enemy and attempts to conceal or destroy items of tactical value. The OPFOR element attempts escape and evasion. 1. Prevents the successful capture of documents and equipment. 2. Destroys documents and equipment. 3. Removes identifying markings from equipment. 4. Removes unit-identifying insignia. 5. Provides misleading information. 6. Plans an escape. 7. Delays movement to the nearest collection point. 8. Prevents safeguarding of enemy prisoners of war (EPWs) in order to cause embarrassment to the United States (US).

TASK: Conduct a Raid (5-OPFOR-0004)

CONDITION: The opposing forces (OPFOR) element has occupied an objective rally point and has orders to conduct a raid on a combat service support (CSS) base.

STANDARD: The OPFOR element infiltrates the enemy's base and destroys all of the targets. 1. Surprises the enemy forces. 2. Assaults the support base and accomplishes the assigned tasks. 3. Destroys the specified equipment and supplies. 4. Avoids being decisively engaged. 5. Withdraws all personnel from the objective areas within the time prescribed. 6. Obtains all priority intelligence requirements (PIR) from the raid site. 7. Sustains only light casualties from enemy fire.

TASK: Attack (5-OPFOR-0001)

CONDITION: The opposing forces (OPFOR) element has located the enemy. The priority intelligence requirements (PIR) and other intelligence requirements have been obtained by OPFOR patrols. The OPFOR element has automatic and antiarmor weapons and light mortars.

STANDARD: The OPFOR element attempts to seize the terrain, vehicles, or equipment. 1. Develops an attack plan. 2. Surprises the enemy unit's main body. 3. Initiates the attack using a scheme of maneuver that exploits the enemy's flanks, gaps, and weaknesses. 4. Uses covered and concealed routes to approach the enemy forces' flanks, gaps, or weakly held areas. 5. Employs indirect fire to support the attack. 6. Penetrates enemy defenses. 7. Destroys equipment and supplies. 8. Inflicts heavy casualties. 9. Isolates the combat service support (CSS) base by blocking reinforcements. 10. Forces enemy units to displace. 11. Avoids being fixed in one position. 12. Withdraws before the CSS base is reinforced with tactical combat forces.

TASK: Conduct Sniper Operations (5-OPFOR-0006)

CONDITION: The opposing forces (OPFOR) element has assigned snipers (regular or irregular elements) in the enemy's rear area along the main supply route (MSR) and near support sites.

STANDARD: The OPFOR element kills or wounds targets. 1. Sets up a well-concealed location. 2. Engages vehicle drivers or personnel on foot with short bursts of semiautomatic fire. 3. Kills or wounds selected targets. 4. Prevents the position from being discovered by enemy forces. 5. Evacuates the area without being spotted. 6. Reports all specified priority intelligence requirements (PIR) and other intelligence requirements to the OPFOR headquarters (HQ).

TASK: Defend a Minefield (5-OPFOR-0023)

CONDITION: The enemy is conducting a minefield sweeping operation. The opposing forces (OPFOR) element has a minefield placed in the enemy's path. The minefield is under constant observation and fire.

STANDARD: The OPFOR element defends a minefield against an enemy element conducting a minefield sweeping operation. 1. Prevents the unit from detecting the obstacle. 2. Disrupts the minefield sweeping operation. 3. Prevents the unit from conducting the minefield sweeping operation, prevents the unit from moving all personnel through the breach or delays the completion of the minefield sweeping operation for more than 45 minutes.

TASK: Maintain Contact (5-OPFOR-0003)

CONDITION: The opposing forces (OPFOR) element is engaged with enemy base defense forces. The enemy forces are withdrawing under pressure.

STANDARD: The OPFOR element maintains enemy contact while the enemy withdraws. 1. Engages the enemy forces decisively. 2. Advances the OPFOR as the enemy forces withdraw. 3. Inflicts heavy casualties. 4. Captures the members of the enemy force. 5. Captures documents and equipment. 6. Safeguards captured documents, equipment, and personnel.

TASK: Conduct an Ambush (5-OPFOR-0007)

CONDITION: The enemy is moving in a convoy. The opposing forces (OPFOR) element is positioned along the enemy's route.

STANDARD: The OPFOR element inflicts casualties on the enemy and causes vehicle and equipment damage. 1. Prepares an ambush site before the element arrives. 2. Surprises march element forces. 3. Inflicts heavy casualties within the designated kill zone. 4. Inflicts heavy damage to vehicles and equipment within the designated kill zone. 5. Delays the march element from reaching a specified destination for a specified period of time. 6. Withdraws on order. 7. Sustains no casualties. 8. Reports actions to superiors.

- ELEMENTS:** Company
 Company Headquarters
 Three Combat Support Element Platoon Headquarters
 Three Earthmoving Sections
 Three Dump Truck Sections
 Three Equipment Sections
 Maintenance Platoon Headquarters
 Unit Maintenance Section
 Direct Support Maintenance Section
 Maintenance Supply Section
 Maintenance Section
 Horizontal Construction Platoon
 Embankment Squad
 Grading and Compact Squad
 Excavation Squad
 Two General Construction Platoons
 Six General Construction Squads

TASK: Cross a Radiologically Contaminated Area (03-3-C208.05-T01A)
 (FM 3-3) (FM 3-100) (FM 3-11)
 (FM 3-4)

ITERATION: 1 2 3 4 5 M (Circle)

COMMANDER/LEADER ASSESSMENT: T P U (Circle)

CONDITIONS: The unit receives orders to cross a radiologically contaminated area. The approximate boundaries of the area are known or marked. Some iterations of this task should be performed in MOPP4.

TASK STANDARDS: The unit crosses the contaminated area by the shortest, fastest route available without incurring radiation casualties or spreading contamination. The time required to perform this task is increased when conducting it in mission-oriented protection posture (MOPP) 4.

TASK STEPS AND PERFORMANCE MEASURES	GO	NO-GO
<p>* 1. Unit leaders prepare for the crossing.</p> <ul style="list-style-type: none"> a. Directed individuals who may be exposed to radioactive dust particles to cover their noses and mouths with handkerchiefs or clean rags, roll their sleeves down, and wear gloves. b. Received operational-exposure guidance (OEG) from the commander (turn back the dose/turn back the dose rate). c. Ensured that radiation, detection, indication, and computation (RADIAC-) equipment operators checked the instruments. <p>2. The unit prepares for the crossing.</p> <ul style="list-style-type: none"> a. Identified extra shielding requirements (for example, use sandbags on the vehicle's floor). b. Placed externally stored equipment inside the vehicle or covered it with available material. c. Started continuous monitoring. <p>3. The unit crosses the area.</p> <ul style="list-style-type: none"> a. Avoided stirring up dust. b. Kept out of the dust cloud by increasing the intervals and distances between the vehicles. 		

TASK STEPS AND PERFORMANCE MEASURES	GO	NO-GO
c. Conducted movement as rapidly as possible (tracked vehicles should be buttoned up). 4. The unit performs immediate decontamination of personnel and equipment. <ul style="list-style-type: none"> a. Checked for casualties. b. Reported casualties (if applicable). c. Conducted necessary decontamination. d. Evacuated casualties. e. Continued the mission. 		

TASK PERFORMANCE / EVALUATION SUMMARY BLOCK							
ITERATION	1	2	3	4	5	M	TOTAL
TOTAL TASK STEPS EVALUATED							
TOTAL TASK STEPS "GO"							
TRAINING STATUS "GO"/"NO-GO"							

"**" indicates a leader task step.

SUPPORTING INDIVIDUAL TASKS

Task Number	Task Title	References
031-503-3006	Supervise Radiation Monitoring	STP 21-24-SMCT
031-503-4003	Control Unit Radiation Exposure	STP 21-24-SMCT

SUPPORTING COLLECTIVE TASKS: NONE

OPFOR TASKS AND STANDARDS

TASK: Disrupt Movement (5-OPFOR-0014)

CONDITION: The enemy is expected to move through the opposing forces (OPFOR) element's area of operations. The OPFOR element has received an operation order (OPORD) or fragmentary order (FRAGO) to disrupt enemy movement. The enemy has the capability to defend with direct fire and antiarmor weapons.

STANDARD: The OPFOR element delays enemy movement. 1. Delays the element. 2. Forces the element to deviate from its route. 3. Prevents the element from reaching its destination. 4. Surprises the element's main body.

TASK: Disrupt Defensive Preparations (5-OPFOR-0018)

CONDITION: The opposing forces (OPFOR) element has located the enemy. Priority intelligence requirements (PIR) and other intelligence requirements obtained by OPFOR patrols indicate that the enemy elements are establishing defensive positions. The OPFOR element has automatic and antiarmor weapons and light mortars.

STANDARD: The OPFOR element disrupts and delays the enemy's defensive preparations. 1. Locates and penetrates the enemy's security system. 2. Forces the enemy to delay defensive preparations. 3. Disrupts the enemy's obstacle preparations.

TASK: Defeat Obstacles (5-OPFOR-0009)

CONDITION: The opposing forces (OPFOR) element encounters an obstacle that blocks the avenue of approach as it advances upon the enemy forces.

STANDARD: The OPFOR element bypasses or breaches the enemy obstacle. 1. Detects the obstacle before halting its main body. 2. Defeats the obstacle. a. Bypasses the obstacle without entering the engagement areas. b. Breaches the obstacle within 45 minutes and passes its entire force through the obstacle. 3. Does not incur degradation to the point that the mission must be discontinued.

TASK: Disrupt a Route Reconnaissance (5-OPFOR-0021)

CONDITION: The enemy is conducting a route reconnaissance. The opposing forces (OPFOR) element is positioned along the enemy's route.

STANDARD: The OPFOR element attempts to disrupt a squad/section conducting a route reconnaissance. 1. Prevents the unit from meeting its specified time schedule. 2. Forces the unit to deviate from its specified route. 3. Prevents the unit from reaching its assigned destination. 4. Surprises the squad/section. 5. Inflicts casualties on the unit.

TASK: Conduct Terrorist and Saboteur Attacks (5-OPFOR-0005)

CONDITION: The opposing forces (OPFOR) element dispatches small teams into the enemy's rear area to disrupt combat service support (CSS) operations.

STANDARD: The enemy sustains disrupted command and control (C2), destroyed equipment and supplies, and light casualties. 1. Locates rear support bases and C2 facilities. 2. Delays and disrupts CSS operations through probes. 3. Infiltrates CSS bases to conduct sabotage and terrorist activities. 4. Inflicts light casualties. 5. Destroys supplies and equipment.

TASK: Disrupt a Net Control Station (NCS) (5-OPFOR-0019)

CONDITION: The enemy has established a NCS. The opposing forces (OPFOR) element has radio and jamming equipment.

STANDARD: The OPFOR element attempts to disrupt an NCS. 1. Attempts to locate the radio frequency that the unit is operating on. 2. Attempts to enter the radio net. 3. Attempts to issue "bogus" orders to a unit on the net. 4. Jams the radio frequency and forces the unit to go to an alternate frequency.

TASK: Disrupt Construction of Vehicle Fighting Positions (5-OPFOR-0020)

CONDITION: The opposing forces (OPFOR) element has located the enemy. The priority intelligence requirements (PIR) and other intelligence obtained by OPFOR patrols indicate the enemy is constructing vehicle fighting positions within its defensive area. The OPFOR element has automatic and antiarmor weapons and light mortars.

STANDARD: The OPFOR element attempts to disrupt the enemy's efforts to establish vehicle fighting positions. 1. Locates the defensive area. 2. Surprises the main body. 3. Penetrates the defensive area with squad-size probes. 4. Inflicts casualties on the unit. 5. Destroys vehicles. 6. Disrupts the unit's preparations (prevents or delays beyond the unit's allotted time).

TASK: Conduct an Aerial Reconnaissance (5-OPFOR-0010)

CONDITION: The opposing forces (OPFOR) headquarters (HQ) element requires intelligence on the locations and identification of enemy elements. An aircraft is dispatched to take photographs and make a visual inspection of the enemy rear area.

STANDARD: The OPFOR element gathers photograph intelligence of the enemy. 1. Photographs the assigned sectors. 2. Makes quick visual checks where the ceiling is low. 3. Locates enemy positions in the area, particularly support and storage bases, and command and control (C2) facilities. 4. Sustains no loss of aircraft. 5. Reports priority intelligence requirements (PIR) and other information requirements to the OPFOR HQ.

TASK: Disrupt an Engineer Reconnaissance (5-OPFOR-0022)

CONDITION: The enemy is conducting an engineer reconnaissance. The opposing forces (OPFOR) element is positioned along the enemy's route.

STANDARD: The OPFOR element disrupts an engineer reconnaissance. 1. Prevents the unit from meeting its specified time schedule. 2. Forces the unit to deviate from its specified route. 3. Prevents the unit from accomplishing its assigned engineer reconnaissance. 4. Surprises the unit conducting the reconnaissance.

TASK: Conduct an Attack (5-OPFOR-0008)

CONDITION: The enemy is conducting tactical operations. The opposing forces (OPFOR) element receives orders to attack the enemy, the area of occupation, or the main supply route (MSR) with smoke.

STANDARD: The OPFOR element disrupts the enemy's movement and smoke operations. 1. Determines the delivery method of the smoke attack. 2. Locates the target. 3. Delivers the smoke attack downwind. 4. Attacks the enemy with smoke, and surge attacks when the enemy responds to the smoke.

TASK: Disrupt Quartering Party Operations (5-OPFOR-0017)

CONDITION: The enemy is conducting quartering party operations. It has established an assembly area (AA) but has not moved in the main body.

STANDARD: The opposing forces (OPFOR) element attempts to disrupt quartering party operations and infiltrate the enemy's AA. 1. Locates the quartering party and the AA. 2. Surprises the main body. 3. Penetrates the AA with squad-size probes. 4. Inflicts personnel casualties and vehicle damage. 5. Disrupts the unit's preparations (prevents or delays beyond the unit's allotted time).

TASK: Disrupt Enemy Movement and Operations Using Tactical Nuclear Weapons (5-OPFOR-0016)

CONDITION: The opposing forces (OPFOR) element has located the enemy. Priority intelligence requirements (PIR) and other intelligence requirements have been obtained by OPFOR patrols. Tactical nuclear weapons are employed against key locations in the rear area.

STANDARD: The OPFOR element disrupts enemy movement and operations. 1. Disrupts or delays the movement of the enemy's equipment and supplies to the forward areas. 2. Destroys enemy equipment and supplies. 3. Inflicts a high rate of nuclear casualties among the enemy forces. 4. Denies the enemy the use of specified areas. 5. Contaminates the enemy's equipment and supplies.

TASK: Disrupt Assembly Area (AA) Activities (5-OPFOR-0013)

CONDITION: Intelligence reports indicate that platoon- and company-size enemy units are operating in the opposing forces (OPFOR) area of operations. Enemy units can defend from AAs with direct fire, antiarmor weapons, and indirect fire. The enemy has close air support (CAS) and nuclear, biological, and chemical (NBC) capabilities.

STANDARD: The OPFOR element locates and disrupts the enemy's AA activities. 1. Locates the element's AA. 2. Probes the AA with squad- or team-size elements. 3. Inflicts more than 5 percent casualties on the element. 4. Disrupts the element's preparations (prevents or delays beyond the element's allotted time).

TASK: Disrupt Enemy Movement and Operations Using Persistent and Nonpersistent Chemical Weapons (5-OPFOR-0015)

CONDITION: The opposing forces (OPFOR) element has located the enemy. Priority intelligence requirements (PIR) and other intelligence requirements have been obtained by OPFOR patrols. The OPFOR units deliver chemical agents, by means of conventional artillery weapons or aircraft, along selected supply routes and key bases in the rear area.

STANDARD: The OPFOR element disrupts enemy movement and operations using persistent and nonpersistent chemical weapons. 1. Delivers chemical agents in low and densely wooded areas. 2. Delays the movement of enemy supplies and equipment to the forward areas. 3. Restricts the movement of the enemy units in the rear area. 4. Channels the movement of enemy units into predesignated ambush areas. 5. Contaminates enemy supplies and equipment. 6. Inflicts a high rate of casualties on enemy forces.

TASK: Counter Passage of Lines (5-OPFOR-0012)

CONDITION: Enemy forces are in defensive positions, but they are expected to attempt passage-of-lines operations. The opposing forces (OPFOR) received orders to disrupt enemy passage-of-lines operations.

STANDARD: The OPFOR element delays or prevents enemy passage of lines. 1. Delays the passage. 2. Prevents the company from moving all personnel through the stationary unit. 3. Engages the main body of either the moving or the stationary unit.

TASK: Conduct Air Attacks (5-OPFOR-0002)

CONDITION: The opposing forces (OPFOR) element in the rear area has forwarded the positions of the enemy support sites or the locations of moving elements. The OPFOR aircraft have been dispatched to attack enemy installations or convoys.

STANDARD: The OPFOR element attempts to delay, disrupt, or damage the enemy targets by air. 1. Locates the target (support sites or convoys). 2. Makes attack runs on the designated targets. 3. Inflicts heavy damage to the selected target. 4. Sustains no loss of aircraft. 5. Delays moving the force for more than one hour.

TASK: Surrender to the Capturing Unit on the Battlefield (5-OPFOR-0024)

CONDITION: The enemy has captured the opposing forces (OPFOR) element's soldiers, documents, and equipment sensitive to the OPFOR tactical operations.

STANDARD: The OPFOR soldiers retain or destroy documents and equipment. The OPFOR element surrenders documents and equipment of no tactical use to the enemy and attempts to conceal or destroy items of tactical value. The OPFOR element attempts escape and evasion. 1. Prevents the successful capture of documents and equipment. 2. Destroys documents and equipment. 3. Removes identifying markings from equipment. 4. Removes unit-identifying insignia. 5. Provides misleading information. 6. Plans an escape. 7. Delays movement to the nearest collection point. 8. Prevents safeguarding of enemy prisoners of war (EPWs) in order to cause embarrassment to the United States (US).

TASK: Conduct a Raid (5-OPFOR-0004)

CONDITION: The opposing forces (OPFOR) element has occupied an objective rally point and has orders to conduct a raid on a combat service support (CSS) base.

STANDARD: The OPFOR element infiltrates the enemy's base and destroys all of the targets. 1. Surprises the enemy forces. 2. Assaults the support base and accomplishes the assigned tasks. 3. Destroys the specified equipment and supplies. 4. Avoids being decisively engaged. 5. Withdraws all personnel from the objective areas within the time prescribed. 6. Obtains all priority intelligence requirements (PIR) from the raid site. 7. Sustains only light casualties from enemy fire.

TASK: Attack (5-OPFOR-0001)

CONDITION: The opposing forces (OPFOR) element has located the enemy. The priority intelligence requirements (PIR) and other intelligence requirements have been obtained by OPFOR patrols. The OPFOR element has automatic and antiarmor weapons and light mortars.

STANDARD: The OPFOR element attempts to seize the terrain, vehicles, or equipment. 1. Develops an attack plan. 2. Surprises the enemy unit's main body. 3. Initiates the attack using a scheme of maneuver that exploits the enemy's flanks, gaps, and weaknesses. 4. Uses covered and concealed routes to approach the enemy forces' flanks, gaps, or weakly held areas. 5. Employs indirect fire to support the attack. 6. Penetrates enemy defenses. 7. Destroys equipment and supplies. 8. Inflicts heavy casualties. 9. Isolates the combat service support (CSS) base by blocking reinforcements. 10. Forces enemy units to displace. 11. Avoids being fixed in one position. 12. Withdraws before the CSS base is reinforced with tactical combat forces.

TASK: Conduct Sniper Operations (5-OPFOR-0006)

CONDITION: The opposing forces (OPFOR) element has assigned snipers (regular or irregular elements) in the enemy's rear area along the main supply route (MSR) and near support sites.

STANDARD: The OPFOR element kills or wounds targets. 1. Sets up a well-concealed location. 2. Engages vehicle drivers or personnel on foot with short bursts of semiautomatic fire. 3. Kills or wounds selected targets. 4. Prevents the position from being discovered by enemy forces. 5. Evacuates the area without being spotted. 6. Reports all specified priority intelligence requirements (PIR) and other intelligence requirements to the OPFOR headquarters (HQ).

TASK: Defend a Minefield (5-OPFOR-0023)

CONDITION: The enemy is conducting a minefield sweeping operation. The opposing forces (OPFOR) element has a minefield placed in the enemy's path. The minefield is under constant observation and fire.

STANDARD: The OPFOR element defends a minefield against an enemy element conducting a minefield sweeping operation. 1. Prevents the unit from detecting the obstacle. 2. Disrupts the minefield sweeping operation. 3. Prevents the unit from conducting the minefield sweeping operation, prevents the unit from moving all personnel through the breach or delays the completion of the minefield sweeping operation for more than 45 minutes.

TASK: Maintain Contact (5-OPFOR-0003)

CONDITION: The opposing forces (OPFOR) element is engaged with enemy base defense forces. The enemy forces are withdrawing under pressure.

STANDARD: The OPFOR element maintains enemy contact while the enemy withdraws. 1. Engages the enemy forces decisively. 2. Advances the OPFOR as the enemy forces withdraw. 3. Inflicts heavy casualties. 4. Captures the members of the enemy force. 5. Captures documents and equipment. 6. Safeguards captured documents, equipment, and personnel.

TASK: Conduct an Ambush (5-OPFOR-0007)

CONDITION: The enemy is moving in a convoy. The opposing forces (OPFOR) element is positioned along the enemy's route.

STANDARD: The OPFOR element inflicts casualties on the enemy and causes vehicle and equipment damage. 1. Prepares an ambush site before the element arrives. 2. Surprises march element forces. 3. Inflicts heavy casualties within the designated kill zone. 4. Inflicts heavy damage to vehicles and equipment within the designated kill zone. 5. Delays the march element from reaching a specified destination for a specified period of time. 6. Withdraws on order. 7. Sustains no casualties. 8. Reports actions to superiors.

- ELEMENTS:** Company
 Company Headquarters
 Three Combat Support Element Platoon Headquarters
 Three Earthmoving Sections
 Three Dump Truck Sections
 Three Equipment Sections
 Maintenance Platoon Headquarters
 Unit Maintenance Section
 Direct Support Maintenance Section
 Maintenance Supply Section
 Maintenance Section
 Horizontal Construction Platoon
 Embankment Squad
 Grading and Compact Squad
 Excavation Squad
 Two General Construction Platoons
 Six General Construction Squads

TASK: React to Smoke Operations (03-3-C209.05-T01A)
 (FM 3-50)

ITERATION: 1 2 3 4 5 M (Circle)

COMMANDER/LEADER ASSESSMENT: T P U (Circle)

CONDITIONS: The unit encounters friendly or enemy smoke while conducting operations. Some iterations of this task should be performed in MOPP4.

TASK STANDARDS: The unit exploits the threat smoke or employs friendly smoke to conceal its own activities and continues the mission. The time required to prepare is increased when conducting this task in mission-oriented protection posture (MOPP) 4.

TASK STEPS AND PERFORMANCE MEASURES	GO	NO-GO
<ol style="list-style-type: none"> 1. The unit does not allow smoke to impede the performance of the mission. <ol style="list-style-type: none"> a. Performed its mission in the presence of smoke. b. Used threat smoke to conceal its own movements. c. Moved to alternate positions to reduce the effects of the threat's use of smoke. d. Considered using countersmoke to conceal their own activities. 2. The unit employs organic smoke-grenade launchers, smoke pots, and smoke hand grenades. <ol style="list-style-type: none"> a. Coordinated smoke operations with the unit commander or the supported unit. b. Determined the wind direction and speed. c. Determined where to release the smoke and where it would travel. d. Determined the duration of the smoke operations. e. Determined the effects of weather conditions on its smoke plan. f. Ensured that the smoke covered an area larger than the unit's position. g. Requested smoke support from other units (if organic systems would not accomplish the task). 3. The unit uses target acquisition and guidance systems. <ol style="list-style-type: none"> a. Determined what available target acquisition and guidance systems were effective in the smoke. 		

TASK STEPS AND PERFORMANCE MEASURES	GO	NO-GO
b. Requested and used target acquisition and guidance systems that were effective in the smoke. * 4. The noncommissioned officer in charge (NCOIC) requests a resupply of smoke munitions when required. a. Requested smoke grenades and smoke pots. b. Distributed smoke grenades and smoke pots.		

TASK PERFORMANCE / EVALUATION SUMMARY BLOCK							
ITERATION	1	2	3	4	5	M	TOTAL
TOTAL TASK STEPS EVALUATED							
TOTAL TASK STEPS "GO"							
TRAINING STATUS "GO"/"NO-GO"							

"*" indicates a leader task step.

SUPPORTING INDIVIDUAL TASKS: NONE

SUPPORTING COLLECTIVE TASKS: NONE

OPFOR TASKS AND STANDARDS

TASK: Disrupt Assembly Area (AA) Activities (5-OPFOR-0013)

CONDITION: Intelligence reports indicate that platoon- and company-size enemy units are operating in the opposing forces (OPFOR) area of operations. Enemy units can defend from AAs with direct fire, antiarmor weapons, and indirect fire. The enemy has close air support (CAS) and nuclear, biological, and chemical (NBC) capabilities.

STANDARD: The OPFOR element locates and disrupts the enemy's AA activities. 1. Locates the element's AA. 2. Probes the AA with squad- or team-size elements. 3. Inflicts more than 5 percent casualties on the element. 4. Disrupts the element's preparations (prevents or delays beyond the element's allotted time).

TASK: Disrupt Defensive Preparations (5-OPFOR-0018)

CONDITION: The opposing forces (OPFOR) element has located the enemy. Priority intelligence requirements (PIR) and other intelligence requirements obtained by OPFOR patrols indicate that the enemy elements are establishing defensive positions. The OPFOR element has automatic and antiarmor weapons and light mortars.

STANDARD: The OPFOR element disrupts and delays the enemy's defensive preparations. 1. Locates and penetrates the enemy's security system. 2. Forces the enemy to delay defensive preparations. 3. Disrupts the enemy's obstacle preparations.

TASK: Disrupt Movement (5-OPFOR-0014)

CONDITION: The enemy is expected to move through the opposing forces (OPFOR) element's area of operations. The OPFOR element has received an operation order (OPORD) or fragmentary order (FRAGO) to disrupt enemy movement. The enemy has the capability to defend with direct fire and antiarmor weapons.

STANDARD: The OPFOR element delays enemy movement. 1. Delays the element. 2. Forces the element to deviate from its route. 3. Prevents the element from reaching its destination. 4. Surprises the element's main body.

TASK: Counter Passage of Lines (5-OPFOR-0012)

CONDITION: Enemy forces are in defensive positions, but they are expected to attempt passage-of-lines operations. The opposing forces (OPFOR) received orders to disrupt enemy passage-of-lines operations.

STANDARD: The OPFOR element delays or prevents enemy passage of lines. 1. Delays the passage. 2. Prevents the company from moving all personnel through the stationary unit. 3. Engages the main body of either the moving or the stationary unit.

TASK: Defeat Obstacles (5-OPFOR-0009)

CONDITION: The opposing forces (OPFOR) element encounters an obstacle that blocks the avenue of approach as it advances upon the enemy forces.

STANDARD: The OPFOR element bypasses or breaches the enemy obstacle. 1. Detects the obstacle before halting its main body. 2. Defeats the obstacle. a. Bypasses the obstacle without entering the engagement areas. b. Breaches the obstacle within 45 minutes and passes its entire force through the obstacle. 3. Does not incur degradation to the point that the mission must be discontinued.

TASK: Disrupt a Route Reconnaissance (5-OPFOR-0021)

CONDITION: The enemy is conducting a route reconnaissance. The opposing forces (OPFOR) element is positioned along the enemy's route.

STANDARD: The OPFOR element attempts to disrupt a squad/section conducting a route reconnaissance. 1. Prevents the unit from meeting its specified time schedule. 2. Forces the unit to deviate from its specified route. 3. Prevents the unit from reaching its assigned destination. 4. Surprises the squad/section. 5. Inflicts casualties on the unit.

TASK: Conduct Terrorist and Saboteur Attacks (5-OPFOR-0005)

CONDITION: The opposing forces (OPFOR) element dispatches small teams into the enemy's rear area to disrupt combat service support (CSS) operations.

STANDARD: The enemy sustains disrupted command and control (C2), destroyed equipment and supplies, and light casualties. 1. Locates rear support bases and C2 facilities. 2. Delays and disrupts CSS operations through probes. 3. Infiltrates CSS bases to conduct sabotage and terrorist activities. 4. Inflicts light casualties. 5. Destroys supplies and equipment.

TASK: Disrupt a Net Control Station (NCS) (5-OPFOR-0019)

CONDITION: The enemy has established a NCS. The opposing forces (OPFOR) element has radio and jamming equipment.

STANDARD: The OPFOR element attempts to disrupt an NCS. 1. Attempts to locate the radio frequency that the unit is operating on. 2. Attempts to enter the radio net. 3. Attempts to issue "bogus" orders to a unit on the net. 4. Jams the radio frequency and forces the unit to go to an alternate frequency.

TASK: Disrupt Construction of Vehicle Fighting Positions (5-OPFOR-0020)

CONDITION: The opposing forces (OPFOR) element has located the enemy. The priority intelligence requirements (PIR) and other intelligence obtained by OPFOR patrols indicate the enemy is constructing vehicle fighting positions within its defensive area. The OPFOR element has automatic and antiarmor weapons and light mortars.

STANDARD: The OPFOR element attempts to disrupt the enemy's efforts to establish vehicle fighting positions. 1. Locates the defensive area. 2. Surprises the main body. 3. Penetrates the defensive area with squad-size probes. 4. Inflicts casualties on the unit. 5. Destroys vehicles. 6. Disrupts the unit's preparations (prevents or delays beyond the unit's allotted time).

TASK: Conduct an Aerial Reconnaissance (5-OPFOR-0010)

CONDITION: The opposing forces (OPFOR) headquarters (HQ) element requires intelligence on the locations and identification of enemy elements. An aircraft is dispatched to take photographs and make a visual inspection of the enemy rear area.

STANDARD: The OPFOR element gathers photograph intelligence of the enemy. 1. Photographs the assigned sectors. 2. Makes quick visual checks where the ceiling is low. 3. Locates enemy positions in the area, particularly support and storage bases, and command and control (C2) facilities. 4. Sustains no loss of aircraft. 5. Reports priority intelligence requirements (PIR) and other information requirements to the OPFOR HQ.

TASK: Disrupt an Engineer Reconnaissance (5-OPFOR-0022)

CONDITION: The enemy is conducting an engineer reconnaissance. The opposing forces (OPFOR) element is positioned along the enemy's route.

STANDARD: The OPFOR element disrupts an engineer reconnaissance. 1. Prevents the unit from meeting its specified time schedule. 2. Forces the unit to deviate from its specified route. 3. Prevents the unit from accomplishing its assigned engineer reconnaissance. 4. Surprises the unit conducting the reconnaissance.

TASK: Conduct an Attack (5-OPFOR-0008)

CONDITION: The enemy is conducting tactical operations. The opposing forces (OPFOR) element receives orders to attack the enemy, the area of occupation, or the main supply route (MSR) with smoke.

STANDARD: The OPFOR element disrupts the enemy's movement and smoke operations. 1. Determines the delivery method of the smoke attack. 2. Locates the target. 3. Delivers the smoke attack downwind. 4. Attacks the enemy with smoke, and surge attacks when the enemy responds to the smoke.

TASK: Disrupt Quarters Party Operations (5-OPFOR-0017)

CONDITION: The enemy is conducting quarters party operations. It has established an assembly area (AA) but has not moved in the main body.

STANDARD: The opposing forces (OPFOR) element attempts to disrupt quartering party operations and infiltrate the enemy's AA. 1. Locates the quartering party and the AA. 2. Surprises the main body. 3. Penetrates the AA with squad-size probes. 4. Inflicts personnel casualties and vehicle damage. 5. Disrupts the unit's preparations (prevents or delays beyond the unit's allotted time).

TASK: Disrupt Enemy Movement and Operations Using Tactical Nuclear Weapons (5-OPFOR-0016)

CONDITION: The opposing forces (OPFOR) element has located the enemy. Priority intelligence requirements (PIR) and other intelligence requirements have been obtained by OPFOR patrols. Tactical nuclear weapons are employed against key locations in the rear area.

STANDARD: The OPFOR element disrupts enemy movement and operations. 1. Disrupts or delays the movement of the enemy's equipment and supplies to the forward areas. 2. Destroys enemy equipment and supplies. 3. Inflicts a high rate of nuclear casualties among the enemy forces. 4. Denies the enemy the use of specified areas. 5. Contaminates the enemy's equipment and supplies.

TASK: Disrupt Enemy Movement and Operations Using Persistent and Nonpersistent Chemical Weapons (5-OPFOR-0015)

CONDITION: The opposing forces (OPFOR) element has located the enemy. Priority intelligence requirements (PIR) and other intelligence requirements have been obtained by OPFOR patrols. The OPFOR units deliver chemical agents, by means of conventional artillery weapons or aircraft, along selected supply routes and key bases in the rear area.

STANDARD: The OPFOR element disrupts enemy movement and operations using persistent and nonpersistent chemical weapons. 1. Delivers chemical agents in low and densely wooded areas. 2. Delays the movement of enemy supplies and equipment to the forward areas. 3. Restricts the movement of the enemy units in the rear area. 4. Channels the movement of enemy units into predesignated ambush areas. 5. Contaminates enemy supplies and equipment. 6. Inflicts a high rate of casualties on enemy forces.

TASK: Conduct Air Attacks (5-OPFOR-0002)

CONDITION: The opposing forces (OPFOR) element in the rear area has forwarded the positions of the enemy support sites or the locations of moving elements. The OPFOR aircraft have been dispatched to attack enemy installations or convoys.

STANDARD: The OPFOR element attempts to delay, disrupt, or damage the enemy targets by air. 1. Locates the target (support sites or convoys). 2. Makes attack runs on the designated targets. 3. Inflicts heavy damage to the selected target. 4. Sustains no loss of aircraft. 5. Delays moving the force for more than one hour.

TASK: Surrender to the Capturing Unit on the Battlefield (5-OPFOR-0024)

CONDITION: The enemy has captured the opposing forces (OPFOR) element's soldiers, documents, and equipment sensitive to the OPFOR tactical operations.

STANDARD: The OPFOR soldiers retain or destroy documents and equipment. The OPFOR element surrenders documents and equipment of no tactical use to the enemy and attempts to conceal or destroy items of tactical value. The OPFOR element attempts escape and evasion. 1. Prevents the successful capture of documents and equipment. 2. Destroys documents and equipment. 3. Removes identifying markings from equipment. 4. Removes unit-identifying insignia. 5. Provides misleading information. 6. Plans an escape. 7. Delays movement to the nearest collection point. 8. Prevents safeguarding of enemy prisoners of war (EPWs) in order to cause embarrassment to the United States (US).

TASK: Conduct a Raid (5-OPFOR-0004)

CONDITION: The opposing forces (OPFOR) element has occupied an objective rally point and has orders to conduct a raid on a combat service support (CSS) base.

STANDARD: The OPFOR element infiltrates the enemy's base and destroys all of the targets. 1. Surprises the enemy forces. 2. Assaults the support base and accomplishes the assigned tasks. 3. Destroys the specified equipment and supplies. 4. Avoids being decisively engaged. 5. Withdraws all personnel from the objective areas within the time prescribed. 6. Obtains all priority intelligence requirements (PIR) from the raid site. 7. Sustains only light casualties from enemy fire.

TASK: Attack (5-OPFOR-0001)

CONDITION: The opposing forces (OPFOR) element has located the enemy. The priority intelligence requirements (PIR) and other intelligence requirements have been obtained by OPFOR patrols. The OPFOR element has automatic and antiarmor weapons and light mortars.

STANDARD: The OPFOR element attempts to seize the terrain, vehicles, or equipment. 1. Develops an attack plan. 2. Surprises the enemy unit's main body. 3. Initiates the attack using a scheme of maneuver that exploits the enemy's flanks, gaps, and weaknesses. 4. Uses covered and concealed routes to approach the enemy forces' flanks, gaps, or weakly held areas. 5. Employs indirect fire to support the attack. 6. Penetrates enemy defenses. 7. Destroys equipment and supplies. 8. Inflicts heavy casualties. 9. Isolates the combat service support (CSS) base by blocking reinforcements. 10. Forces enemy units to displace. 11. Avoids being fixed in one position. 12. Withdraws before the CSS base is reinforced with tactical combat forces.

TASK: Conduct Sniper Operations (5-OPFOR-0006)

CONDITION: The opposing forces (OPFOR) element has assigned snipers (regular or irregular elements) in the enemy's rear area along the main supply route (MSR) and near support sites.

STANDARD: The OPFOR element kills or wounds targets. 1. Sets up a well-concealed location. 2. Engages vehicle drivers or personnel on foot with short bursts of semiautomatic fire. 3. Kills or wounds selected targets. 4. Prevents the position from being discovered by enemy forces. 5. Evacuates the area without being spotted. 6. Reports all specified priority intelligence requirements (PIR) and other intelligence requirements to the OPFOR headquarters (HQ).

TASK: Defend a Minefield (5-OPFOR-0023)

CONDITION: The enemy is conducting a minefield sweeping operation. The opposing forces (OPFOR) element has a minefield placed in the enemy's path. The minefield is under constant observation and fire.

STANDARD: The OPFOR element defends a minefield against an enemy element conducting a minefield sweeping operation. 1. Prevents the unit from detecting the obstacle. 2. Disrupts the minefield sweeping operation. 3. Prevents the unit from conducting the minefield sweeping operation, prevents the unit from moving all personnel through the breach or delays the completion of the minefield sweeping operation for more than 45 minutes.

TASK: Maintain Contact (5-OPFOR-0003)

CONDITION: The opposing forces (OPFOR) element is engaged with enemy base defense forces. The enemy forces are withdrawing under pressure.

STANDARD: The OPFOR element maintains enemy contact while the enemy withdraws. 1. Engages the enemy forces decisively. 2. Advances the OPFOR as the enemy forces withdraw. 3. Inflicts heavy casualties. 4. Captures the members of the enemy force. 5. Captures documents and equipment. 6. Safeguards captured documents, equipment, and personnel.

TASK: Conduct an Ambush (5-OPFOR-0007)

CONDITION: The enemy is moving in a convoy. The opposing forces (OPFOR) element is positioned along the enemy's route.

STANDARD: The OPFOR element inflicts casualties on the enemy and causes vehicle and equipment damage. 1. Prepares an ambush site before the element arrives. 2. Surprises march element forces. 3. Inflicts heavy casualties within the designated kill zone. 4. Inflicts heavy damage to vehicles and equipment within the designated kill zone. 5. Delays the march element from reaching a specified destination for a specified period of time. 6. Withdraws on order. 7. Sustains no casualties. 8. Reports actions to superiors.

- ELEMENTS:** Company
 Company Headquarters
 Three Combat Support Element Platoon Headquarters
 Three Earthmoving Sections
 Three Dump Truck Sections
 Three Equipment Sections
 Maintenance Platoon Headquarters
 Unit Maintenance Section
 Direct Support Maintenance Section
 Maintenance Supply Section
 Maintenance Section
 Horizontal Construction Platoon
 Embankment Squad
 Grading and Compact Squad
 Excavation Squad
 Two General Construction Platoons
 Six General Construction Squads

TASK: Respond to the Residual Effects of a Nuclear Attack (03-3-C222.05-T01A)
 (FM 3-4) (FM 3-100) (FM 3-11)
 (FM 3-3)

ITERATION: 1 2 3 4 5 M (Circle)

COMMANDER/LEADER ASSESSMENT: T P U (Circle)

CONDITIONS: The unit is located within a predicted fallout area. The mission does not allow movement from the predicted fallout area. Some iterations of this task should be performed in MOPP4.

TASK STANDARDS: The unit takes actions to minimize exposure to residual radiation. The time required to perform this task is increased when conducting it in mission-oriented protection posture (MOPP) 4.

TASK STEPS AND PERFORMANCE MEASURES	GO	NO-GO
<p>* 1. Unit leaders prepare the unit for fallout.</p> <ul style="list-style-type: none"> a. Ensured that individuals covered their noses and mouths with handkerchiefs or clean rags, rolled their sleeves down, and wore gloves. b. Covered equipment; munitions; petroleum, oil, and lubricants (POL); and food and water containers or placed them inside shelters or vehicles. c. Used shelters, closed vehicles, or available shielding to protect personnel from fallout. d. Ensured that continuous monitoring was maintained using available nuclear, biological, and chemical (NBC) detection and identification equipment. <p>2. Designated personnel monitor fallout.</p> <ul style="list-style-type: none"> a. Maintained total-dose information using available total-dose instruments. b. Ensured that exposure was minimized while the commander determined if relocation to a clean area was necessary or possible. c. Calculated the optimum time of exit. d. Sent NBC 4 reports to higher headquarters (HQ) using secure means when possible. <p>* 3. The unit leader develops a contingency plan.</p>		

TASK STEPS AND PERFORMANCE MEASURES	GO	NO-GO
a. Used guidance from higher HQ based on the mission and previous radiation exposure.		
b. Planned for rotation of individuals to minimize exposure.		

TASK PERFORMANCE / EVALUATION SUMMARY BLOCK							
ITERATION	1	2	3	4	5	M	TOTAL
TOTAL TASK STEPS EVALUATED							
TOTAL TASK STEPS "GO"							
TRAINING STATUS "GO"/"NO-GO"							

"*" indicates a leader task step.

SUPPORTING INDIVIDUAL TASKS

Task Number	Task Title	References
031-503-3006	Supervise Radiation Monitoring	STP 21-24-SMCT
031-503-4003	Control Unit Radiation Exposure	STP 21-24-SMCT

SUPPORTING COLLECTIVE TASKS: NONE

OPFOR TASKS AND STANDARDS

TASK: Disrupt Defensive Preparations (5-OPFOR-0018)

CONDITION: The opposing forces (OPFOR) element has located the enemy. Priority intelligence requirements (PIR) and other intelligence requirements obtained by OPFOR patrols indicate that the enemy elements are establishing defensive positions. The OPFOR element has automatic and antiarmor weapons and light mortars.

STANDARD: The OPFOR element disrupts and delays the enemy's defensive preparations. 1. Locates and penetrates the enemy's security system. 2. Forces the enemy to delay defensive preparations. 3. Disrupts the enemy's obstacle preparations.

TASK: Disrupt Movement (5-OPFOR-0014)

CONDITION: The enemy is expected to move through the opposing forces (OPFOR) element's area of operations. The OPFOR element has received an operation order (OPORD) or fragmentary order (FRAGO) to disrupt enemy movement. The enemy has the capability to defend with direct fire and antiarmor weapons.

STANDARD: The OPFOR element delays enemy movement. 1. Delays the element. 2. Forces the element to deviate from its route. 3. Prevents the element from reaching its destination. 4. Surprises the element's main body.

TASK: Disrupt Assembly Area (AA) Activities (5-OPFOR-0013)

CONDITION: Intelligence reports indicate that platoon- and company-size enemy units are operating in the opposing forces (OPFOR) area of operations. Enemy units can defend from AAs with direct fire, antiarmor weapons, and indirect fire. The enemy has close air support (CAS) and nuclear, biological, and chemical (NBC) capabilities.

STANDARD: The OPFOR element locates and disrupts the enemy's AA activities. 1. Locates the element's AA. 2. Probes the AA with squad- or team-size elements. 3. Inflicts more than 5 percent casualties on the element. 4. Disrupts the element's preparations (prevents or delays beyond the element's allotted time).

TASK: Defeat Obstacles (5-OPFOR-0009)

CONDITION: The opposing forces (OPFOR) element encounters an obstacle that blocks the avenue of approach as it advances upon the enemy forces.

STANDARD: The OPFOR element bypasses or breaches the enemy obstacle. 1. Detects the obstacle before halting its main body. 2. Defeats the obstacle. a. Bypasses the obstacle without entering the engagement areas. b. Breaches the obstacle within 45 minutes and passes its entire force through the obstacle. 3. Does not incur degradation to the point that the mission must be discontinued.

TASK: Disrupt a Route Reconnaissance (5-OPFOR-0021)

CONDITION: The enemy is conducting a route reconnaissance. The opposing forces (OPFOR) element is positioned along the enemy's route.

STANDARD: The OPFOR element attempts to disrupt a squad/section conducting a route reconnaissance. 1. Prevents the unit from meeting its specified time schedule. 2. Forces the unit to deviate from its specified route. 3. Prevents the unit from reaching its assigned destination. 4. Surprises the squad/section. 5. Inflicts casualties on the unit.

TASK: Conduct Terrorist and Saboteur Attacks (5-OPFOR-0005)

CONDITION: The opposing forces (OPFOR) element dispatches small teams into the enemy's rear area to disrupt combat service support (CSS) operations.

STANDARD: The enemy sustains disrupted command and control (C2), destroyed equipment and supplies, and light casualties. 1. Locates rear support bases and C2 facilities. 2. Delays and disrupts CSS operations through probes. 3. Infiltrates CSS bases to conduct sabotage and terrorist activities. 4. Inflicts light casualties. 5. Destroys supplies and equipment.

TASK: Disrupt a Net Control Station (NCS) (5-OPFOR-0019)

CONDITION: The enemy has established a NCS. The opposing forces (OPFOR) element has radio and jamming equipment.

STANDARD: The OPFOR element attempts to disrupt an NCS. 1. Attempts to locate the radio frequency that the unit is operating on. 2. Attempts to enter the radio net. 3. Attempts to issue "bogus" orders to a unit on the net. 4. Jams the radio frequency and forces the unit to go to an alternate frequency.

TASK: Disrupt Construction of Vehicle Fighting Positions (5-OPFOR-0020)

CONDITION: The opposing forces (OPFOR) element has located the enemy. The priority intelligence requirements (PIR) and other intelligence obtained by OPFOR patrols indicate the enemy is constructing vehicle fighting positions within its defensive area. The OPFOR element has automatic and antiarmor weapons and light mortars.

STANDARD: The OPFOR element attempts to disrupt the enemy's efforts to establish vehicle fighting positions. 1. Locates the defensive area. 2. Surprises the main body. 3. Penetrates the defensive area with squad-size probes. 4. Inflicts casualties on the unit. 5. Destroys vehicles. 6. Disrupts the unit's preparations (prevents or delays beyond the unit's allotted time).

TASK: Conduct an Aerial Reconnaissance (5-OPFOR-0010)

CONDITION: The opposing forces (OPFOR) headquarters (HQ) element requires intelligence on the locations and identification of enemy elements. An aircraft is dispatched to take photographs and make a visual inspection of the enemy rear area.

STANDARD: The OPFOR element gathers photograph intelligence of the enemy. 1. Photographs the assigned sectors. 2. Makes quick visual checks where the ceiling is low. 3. Locates enemy positions in the area, particularly support and storage bases, and command and control (C2) facilities. 4. Sustains no loss of aircraft. 5. Reports priority intelligence requirements (PIR) and other information requirements to the OPFOR HQ.

TASK: Disrupt an Engineer Reconnaissance (5-OPFOR-0022)

CONDITION: The enemy is conducting an engineer reconnaissance. The opposing forces (OPFOR) element is positioned along the enemy's route.

STANDARD: The OPFOR element disrupts an engineer reconnaissance. 1. Prevents the unit from meeting its specified time schedule. 2. Forces the unit to deviate from its specified route. 3. Prevents the unit from accomplishing its assigned engineer reconnaissance. 4. Surprises the unit conducting the reconnaissance.

TASK: Conduct an Attack (5-OPFOR-0008)

CONDITION: The enemy is conducting tactical operations. The opposing forces (OPFOR) element receives orders to attack the enemy, the area of occupation, or the main supply route (MSR) with smoke.

STANDARD: The OPFOR element disrupts the enemy's movement and smoke operations. 1. Determines the delivery method of the smoke attack. 2. Locates the target. 3. Delivers the smoke attack downwind. 4. Attacks the enemy with smoke, and surge attacks when the enemy responds to the smoke.

TASK: Disrupt Quartering Party Operations (5-OPFOR-0017)

CONDITION: The enemy is conducting quartering party operations. It has established an assembly area (AA) but has not moved in the main body.

STANDARD: The opposing forces (OPFOR) element attempts to disrupt quartering party operations and infiltrate the enemy's AA. 1. Locates the quartering party and the AA. 2. Surprises the main body. 3. Penetrates the AA with squad-size probes. 4. Inflicts personnel casualties and vehicle damage. 5. Disrupts the unit's preparations (prevents or delays beyond the unit's allotted time).

TASK: Disrupt Enemy Movement and Operations Using Tactical Nuclear Weapons (5-OPFOR-0016)

CONDITION: The opposing forces (OPFOR) element has located the enemy. Priority intelligence requirements (PIR) and other intelligence requirements have been obtained by OPFOR patrols. Tactical nuclear weapons are employed against key locations in the rear area.

STANDARD: The OPFOR element disrupts enemy movement and operations. 1. Disrupts or delays the movement of the enemy's equipment and supplies to the forward areas. 2. Destroys enemy equipment and supplies. 3. Inflicts a high rate of nuclear casualties among the enemy forces. 4. Denies the enemy the use of specified areas. 5. Contaminates the enemy's equipment and supplies.

TASK: Disrupt Enemy Movement and Operations Using Persistent and Nonpersistent Chemical Weapons (5-OPFOR-0015)

CONDITION: The opposing forces (OPFOR) element has located the enemy. Priority intelligence requirements (PIR) and other intelligence requirements have been obtained by OPFOR patrols. The OPFOR units deliver chemical agents, by means of conventional artillery weapons or aircraft, along selected supply routes and key bases in the rear area.

STANDARD: The OPFOR element disrupts enemy movement and operations using persistent and nonpersistent chemical weapons. 1. Delivers chemical agents in low and densely wooded areas. 2. Delays the movement of enemy supplies and equipment to the forward areas. 3. Restricts the movement of the enemy units in the rear area. 4. Channels the movement of enemy units into predesignated ambush areas. 5. Contaminates enemy supplies and equipment. 6. Inflicts a high rate of casualties on enemy forces.

TASK: Counter Passage of Lines (5-OPFOR-0012)

CONDITION: Enemy forces are in defensive positions, but they are expected to attempt passage-of-lines operations. The opposing forces (OPFOR) received orders to disrupt enemy passage-of-lines operations.

STANDARD: The OPFOR element delays or prevents enemy passage of lines. 1. Delays the passage. 2. Prevents the company from moving all personnel through the stationary unit. 3. Engages the main body of either the moving or the stationary unit.

TASK: Surrender to the Capturing Unit on the Battlefield (5-OPFOR-0024)

CONDITION: The enemy has captured the opposing forces (OPFOR) element's soldiers, documents, and equipment sensitive to the OPFOR tactical operations.

STANDARD: The OPFOR soldiers retain or destroy documents and equipment. The OPFOR element surrenders documents and equipment of no tactical use to the enemy and attempts to conceal or destroy items of tactical value. The OPFOR element attempts escape and evasion. 1. Prevents the successful capture of documents and equipment. 2. Destroys documents and equipment. 3. Removes identifying markings from equipment. 4. Removes unit-identifying insignia. 5. Provides misleading information. 6. Plans an escape. 7. Delays movement to the nearest collection point. 8. Prevents safeguarding of enemy prisoners of war (EPWs) in order to cause embarrassment to the United States (US).

TASK: Conduct Air Attacks (5-OPFOR-0002)

CONDITION: The opposing forces (OPFOR) element in the rear area has forwarded the positions of the enemy support sites or the locations of moving elements. The OPFOR aircraft have been dispatched to attack enemy installations or convoys.

STANDARD: The OPFOR element attempts to delay, disrupt, or damage the enemy targets by air. 1. Locates the target (support sites or convoys). 2. Makes attack runs on the designated targets. 3. Inflicts heavy damage to the selected target. 4. Sustains no loss of aircraft. 5. Delays moving the force for more than one hour.

TASK: Conduct a Raid (5-OPFOR-0004)

CONDITION: The opposing forces (OPFOR) element has occupied an objective rally point and has orders to conduct a raid on a combat service support (CSS) base.

STANDARD: The OPFOR element infiltrates the enemy's base and destroys all of the targets. 1. Surprises the enemy forces. 2. Assaults the support base and accomplishes the assigned tasks. 3. Destroys the specified equipment and supplies. 4. Avoids being decisively engaged. 5. Withdraws all personnel from the objective areas within the time prescribed. 6. Obtains all priority intelligence requirements (PIR) from the raid site. 7. Sustains only light casualties from enemy fire.

TASK: Attack (5-OPFOR-0001)

CONDITION: The opposing forces (OPFOR) element has located the enemy. The priority intelligence requirements (PIR) and other intelligence requirements have been obtained by OPFOR patrols. The OPFOR element has automatic and antiarmor weapons and light mortars.

STANDARD: The OPFOR element attempts to seize the terrain, vehicles, or equipment. 1. Develops an attack plan. 2. Surprises the enemy unit's main body. 3. Initiates the attack using a scheme of maneuver that exploits the enemy's flanks, gaps, and weaknesses. 4. Uses covered and concealed routes to approach the enemy forces' flanks, gaps, or weakly held areas. 5. Employs indirect fire to support the attack. 6. Penetrates enemy defenses. 7. Destroys equipment and supplies. 8. Inflicts heavy casualties. 9. Isolates the combat service support (CSS) base by blocking reinforcements. 10. Forces enemy units to displace. 11. Avoids being fixed in one position. 12. Withdraws before the CSS base is reinforced with tactical combat forces.

TASK: Defend a Minefield (5-OPFOR-0023)

CONDITION: The enemy is conducting a minefield sweeping operation. The opposing forces (OPFOR) element has a minefield placed in the enemy's path. The minefield is under constant observation and fire.

STANDARD: The OPFOR element defends a minefield against an enemy element conducting a minefield sweeping operation. 1. Prevents the unit from detecting the obstacle. 2. Disrupts the minefield sweeping operation. 3. Prevents the unit from conducting the minefield sweeping operation, prevents the unit from moving all personnel through the breach or delays the completion of the minefield sweeping operation for more than 45 minutes.

TASK: Maintain Contact (5-OPFOR-0003)

CONDITION: The opposing forces (OPFOR) element is engaged with enemy base defense forces. The enemy forces are withdrawing under pressure.

STANDARD: The OPFOR element maintains enemy contact while the enemy withdraws. 1. Engages the enemy forces decisively. 2. Advances the OPFOR as the enemy forces withdraw. 3. Inflicts heavy casualties. 4. Captures the members of the enemy force. 5. Captures documents and equipment. 6. Safeguards captured documents, equipment, and personnel.

TASK: Conduct an Ambush (5-OPFOR-0007)

CONDITION: The enemy is moving in a convoy. The opposing forces (OPFOR) element is positioned along the enemy's route.

STANDARD: The OPFOR element inflicts casualties on the enemy and causes vehicle and equipment damage. 1. Prepares an ambush site before the element arrives. 2. Surprises march element forces. 3. Inflicts heavy casualties within the designated kill zone. 4. Inflicts heavy damage to vehicles and equipment within the designated kill zone. 5. Delays the march element from reaching a specified destination for a specified period of time. 6. Withdraws on order. 7. Sustains no casualties. 8. Reports actions to superiors.

- ELEMENTS:** Company
 Company Headquarters
 Three Combat Support Element Platoon Headquarters
 Three Earthmoving Sections
 Three Dump Truck Sections
 Three Equipment Sections
 Maintenance Platoon Headquarters
 Unit Maintenance Section
 Direct Support Maintenance Section
 Maintenance Supply Section
 Maintenance Section
 Horizontal Construction Platoon
 Embankment Squad
 Grading and Compact Squad
 Excavation Squad
 Two General Construction Platoons
 Six General Construction Squads

TASK: Respond to the Initial Effects of a Nuclear Attack (03-3-C223.05-T01A)
 (FM 3-4) (FM 3-100) (FM 3-11)
 (FM 3-3)

ITERATION: 1 2 3 4 5 (Circle)
COMMANDER/LEADER ASSESSMENT: T P U (Circle)

CONDITIONS: Soldiers observe a brilliant flash of light and/or a mushroom-shaped cloud. This task should not be trained in MOPP4.

TASK STANDARDS: The unit takes action to minimize exposure to the initial effects of a nuclear detonation in its area and continues its mission.

TASK STEPS AND PERFORMANCE MEASURES	GO	NO-GO
1. Soldiers take immediate protective actions in response to a nuclear attack. <ul style="list-style-type: none"> a. Without warning, soldiers-- <ul style="list-style-type: none"> (1) Closed their eyes immediately. (2) Dropped to the ground in a prone position, with their head toward the blast, if possible (if in the hatch of an armored vehicle, immediately dropped down inside the vehicle). (3) Kept their heads and their faces down and helmets on. (4) Remained in a prone position until the blast wave passed and all debris stopped falling. b. With warning, soldiers-- <ul style="list-style-type: none"> (1) Identified the best available shelter, such as fighting positions or inside shelters. (2) Moved to the shelter. (3) Took actions to protect themselves from the blast and radiation. (4) Kept clothing loosely fitted and their headgear on at all times. (5) Protected their eyes and minimized exposed skin areas. * 2. Leaders reorganize the unit. <ul style="list-style-type: none"> a. Reestablished the chain of command. b. Reestablished communications. 		

TASK STEPS AND PERFORMANCE MEASURES	GO	NO-GO
c. Submitted a nuclear, biological, and chemical (NBC) 1 report to the higher headquarters (HQ). d. Treated casualties. e. Reported casualties. f. Evacuated casualties. g. Evaluated facilities for protection from residual radiation. h. Implemented continuous monitoring. i. Submitted a damage assessment to higher HQ. j. Initiated an area damage control plan as required. k. Extinguished all fires. * 3. Leaders ensure that weapon systems are operational. 4. Soldiers right overturned vehicles. a. Checked for loss of coolant, fuel, and battery fluids. b. Performed operator's maintenance to restore moderately damaged vehicles to combat use. 5. Soldiers improve cover, if applicable. a. Chose dense covering material. b. Covered in depth. c. Provided strong support. d. Covered as much of the opening as practical.		

TASK PERFORMANCE / EVALUATION SUMMARY BLOCK							
ITERATION	1	2	3	4	5		TOTAL
TOTAL TASK STEPS EVALUATED							
TOTAL TASK STEPS "GO"							
TRAINING STATUS "GO"/"NO-GO"							

"*" indicates a leader task step.

SUPPORTING INDIVIDUAL TASKS

Task Number	Task Title	References
031-503-1018	React to a Nuclear Hazard	STP 21-1-SMCT
031-503-3005	Submit an NBC 1 Report	STP 21-24-SMCT
031-503-3006	Supervise Radiation Monitoring	STP 21-24-SMCT
031-503-4003	Control Unit Radiation Exposure	STP 21-24-SMCT
081-831-1005	Prevent Shock	STP 21-1-SMCT
081-831-1007	Give First Aid for Burns	STP 21-1-SMCT
081-831-1016	Put on a Field or Pressure Dressing	STP 21-1-SMCT
081-831-1017	Put on a Tourniquet	STP 21-1-SMCT
081-831-1025	Apply a Dressing to an Open Abdominal Wound	STP 21-1-SMCT
081-831-1033	Apply a Dressing to an Open Head Wound	STP 21-1-SMCT
081-831-1034	Splint a Suspected Fracture	STP 21-1-SMCT

SUPPORTING COLLECTIVE TASKS: NONE

OPFOR TASKS AND STANDARDS

TASK: Disrupt Defensive Preparations (5-OPFOR-0018)

CONDITION: The opposing forces (OPFOR) element has located the enemy. Priority intelligence requirements (PIR) and other intelligence requirements obtained by OPFOR patrols indicate that the enemy elements are establishing defensive positions. The OPFOR element has automatic and antiarmor weapons and light mortars.

STANDARD: The OPFOR element disrupts and delays the enemy's defensive preparations. 1. Locates and penetrates the enemy's security system. 2. Forces the enemy to delay defensive preparations. 3. Disrupts the enemy's obstacle preparations.

TASK: Disrupt Movement (5-OPFOR-0014)

CONDITION: The enemy is expected to move through the opposing forces (OPFOR) element's area of operations. The OPFOR element has received an operation order (OPORD) or fragmentary order (FRAGO) to disrupt enemy movement. The enemy has the capability to defend with direct fire and antiarmor weapons.

STANDARD: The OPFOR element delays enemy movement. 1. Delays the element. 2. Forces the element to deviate from its route. 3. Prevents the element from reaching its destination. 4. Surprises the element's main body.

TASK: Defeat Obstacles (5-OPFOR-0009)

CONDITION: The opposing forces (OPFOR) element encounters an obstacle that blocks the avenue of approach as it advances upon the enemy forces.

STANDARD: The OPFOR element bypasses or breaches the enemy obstacle. 1. Detects the obstacle before halting its main body. 2. Defeats the obstacle. a. Bypasses the obstacle without entering the engagement areas. b. Breaches the obstacle within 45 minutes and passes its entire force through the obstacle. 3. Does not incur degradation to the point that the mission must be discontinued.

TASK: Disrupt a Route Reconnaissance (5-OPFOR-0021)

CONDITION: The enemy is conducting a route reconnaissance. The opposing forces (OPFOR) element is positioned along the enemy's route.

STANDARD: The OPFOR element attempts to disrupt a squad/section conducting a route reconnaissance. 1. Prevents the unit from meeting its specified time schedule. 2. Forces the unit to deviate from its specified route. 3. Prevents the unit from reaching its assigned destination. 4. Surprises the squad/section. 5. Inflicts casualties on the unit.

TASK: Conduct Terrorist and Saboteur Attacks (5-OPFOR-0005)

CONDITION: The opposing forces (OPFOR) element dispatches small teams into the enemy's rear area to disrupt combat service support (CSS) operations.

STANDARD: The enemy sustains disrupted command and control (C2), destroyed equipment and supplies, and light casualties. 1. Locates rear support bases and C2 facilities. 2. Delays and disrupts CSS operations through probes. 3. Infiltrates CSS bases to conduct sabotage and terrorist activities. 4. Inflicts light casualties. 5. Destroys supplies and equipment.

TASK: Disrupt a Net Control Station (NCS) (5-OPFOR-0019)

CONDITION: The enemy has established a NCS. The opposing forces (OPFOR) element has radio and jamming equipment.

STANDARD: The OPFOR element attempts to disrupt an NCS. 1. Attempts to locate the radio frequency that the unit is operating on. 2. Attempts to enter the radio net. 3. Attempts to issue "bogus" orders to a unit on the net. 4. Jams the radio frequency and forces the unit to go to an alternate frequency.

TASK: Disrupt Construction of Vehicle Fighting Positions (5-OPFOR-0020)

CONDITION: The opposing forces (OPFOR) element has located the enemy. The priority intelligence requirements (PIR) and other intelligence obtained by OPFOR patrols indicate the enemy is constructing vehicle fighting positions within its defensive area. The OPFOR element has automatic and antiarmor weapons and light mortars.

STANDARD: The OPFOR element attempts to disrupt the enemy's efforts to establish vehicle fighting positions. 1. Locates the defensive area. 2. Surprises the main body. 3. Penetrates the defensive area with squad-size probes. 4. Inflicts casualties on the unit. 5. Destroys vehicles. 6. Disrupts the unit's preparations (prevents or delays beyond the unit's allotted time).

TASK: Conduct an Aerial Reconnaissance (5-OPFOR-0010)

CONDITION: The opposing forces (OPFOR) headquarters (HQ) element requires intelligence on the locations and identification of enemy elements. An aircraft is dispatched to take photographs and make a visual inspection of the enemy rear area.

STANDARD: The OPFOR element gathers photograph intelligence of the enemy. 1. Photographs the assigned sectors. 2. Makes quick visual checks where the ceiling is low. 3. Locates enemy positions in the area, particularly support and storage bases, and command and control (C2) facilities. 4. Sustains no loss of aircraft. 5. Reports priority intelligence requirements (PIR) and other information requirements to the OPFOR HQ.

TASK: Disrupt an Engineer Reconnaissance (5-OPFOR-0022)

CONDITION: The enemy is conducting an engineer reconnaissance. The opposing forces (OPFOR) element is positioned along the enemy's route.

STANDARD: The OPFOR element disrupts an engineer reconnaissance. 1. Prevents the unit from meeting its specified time schedule. 2. Forces the unit to deviate from its specified route. 3. Prevents the unit from accomplishing its assigned engineer reconnaissance. 4. Surprises the unit conducting the reconnaissance.

TASK: Conduct an Attack (5-OPFOR-0008)

CONDITION: The enemy is conducting tactical operations. The opposing forces (OPFOR) element receives orders to attack the enemy, the area of occupation, or the main supply route (MSR) with smoke.

STANDARD: The OPFOR element disrupts the enemy's movement and smoke operations. 1. Determines the delivery method of the smoke attack. 2. Locates the target. 3. Delivers the smoke attack downwind. 4. Attacks the enemy with smoke, and surge attacks when the enemy responds to the smoke.

TASK: Disrupt Quartering Party Operations (5-OPFOR-0017)

CONDITION: The enemy is conducting quartering party operations. It has established an assembly area (AA) but has not moved in the main body.

STANDARD: The opposing forces (OPFOR) element attempts to disrupt quartering party operations and infiltrate the enemy's AA. 1. Locates the quartering party and the AA. 2. Surprises the main body. 3. Penetrates the AA with squad-size probes. 4. Inflicts personnel casualties and vehicle damage. 5. Disrupts the unit's preparations (prevents or delays beyond the unit's allotted time).

TASK: Disrupt Enemy Movement and Operations Using Tactical Nuclear Weapons (5-OPFOR-0016)

CONDITION: The opposing forces (OPFOR) element has located the enemy. Priority intelligence requirements (PIR) and other intelligence requirements have been obtained by OPFOR patrols. Tactical nuclear weapons are employed against key locations in the rear area.

STANDARD: The OPFOR element disrupts enemy movement and operations. 1. Disrupts or delays the movement of the enemy's equipment and supplies to the forward areas. 2. Destroys enemy equipment and supplies. 3. Inflicts a high rate of nuclear casualties among the enemy forces. 4. Denies the enemy the use of specified areas. 5. Contaminates the enemy's equipment and supplies.

TASK: Disrupt Assembly Area (AA) Activities (5-OPFOR-0013)

CONDITION: Intelligence reports indicate that platoon- and company-size enemy units are operating in the opposing forces (OPFOR) area of operations. Enemy units can defend from AAs with direct fire, antiarmor weapons, and indirect fire. The enemy has close air support (CAS) and nuclear, biological, and chemical (NBC) capabilities.

STANDARD: The OPFOR element locates and disrupts the enemy's AA activities. 1. Locates the element's AA. 2. Probes the AA with squad- or team-size elements. 3. Inflicts more than 5 percent casualties on the element. 4. Disrupts the element's preparations (prevents or delays beyond the element's allotted time).

TASK: Disrupt Enemy Movement and Operations Using Persistent and Nonpersistent Chemical Weapons (5-OPFOR-0015)

CONDITION: The opposing forces (OPFOR) element has located the enemy. Priority intelligence requirements (PIR) and other intelligence requirements have been obtained by OPFOR patrols. The OPFOR units deliver chemical agents, by means of conventional artillery weapons or aircraft, along selected supply routes and key bases in the rear area.

STANDARD: The OPFOR element disrupts enemy movement and operations using persistent and nonpersistent chemical weapons. 1. Delivers chemical agents in low and densely wooded areas. 2. Delays the movement of enemy supplies and equipment to the forward areas. 3. Restricts the movement of the enemy units in the rear area. 4. Channels the movement of enemy units into predesignated ambush areas. 5. Contaminates enemy supplies and equipment. 6. Inflicts a high rate of casualties on enemy forces.

TASK: Counter Passage of Lines (5-OPFOR-0012)

CONDITION: Enemy forces are in defensive positions, but they are expected to attempt passage-of-lines operations. The opposing forces (OPFOR) received orders to disrupt enemy passage-of-lines operations.

STANDARD: The OPFOR element delays or prevents enemy passage of lines. 1. Delays the passage. 2. Prevents the company from moving all personnel through the stationary unit. 3. Engages the main body of either the moving or the stationary unit.

TASK: Conduct Air Attacks (5-OPFOR-0002)

CONDITION: The opposing forces (OPFOR) element in the rear area has forwarded the positions of the enemy support sites or the locations of moving elements. The OPFOR aircraft have been dispatched to attack enemy installations or convoys.

STANDARD: The OPFOR element attempts to delay, disrupt, or damage the enemy targets by air. 1. Locates the target (support sites or convoys). 2. Makes attack runs on the designated targets. 3. Inflicts heavy damage to the selected target. 4. Sustains no loss of aircraft. 5. Delays moving the force for more than one hour.

TASK: Surrender to the Capturing Unit on the Battlefield (5-OPFOR-0024)

CONDITION: The enemy has captured the opposing forces (OPFOR) element's soldiers, documents, and equipment sensitive to the OPFOR tactical operations.

STANDARD: The OPFOR soldiers retain or destroy documents and equipment. The OPFOR element surrenders documents and equipment of no tactical use to the enemy and attempts to conceal or destroy items of tactical value. The OPFOR element attempts escape and evasion. 1. Prevents the successful capture of documents and equipment. 2. Destroys documents and equipment. 3. Removes identifying markings from equipment. 4. Removes unit-identifying insignia. 5. Provides misleading information. 6. Plans an escape. 7. Delays movement to the nearest collection point. 8. Prevents safeguarding of enemy prisoners of war (EPWs) in order to cause embarrassment to the United States (US).

TASK: Conduct a Raid (5-OPFOR-0004)

CONDITION: The opposing forces (OPFOR) element has occupied an objective rally point and has orders to conduct a raid on a combat service support (CSS) base.

STANDARD: The OPFOR element infiltrates the enemy's base and destroys all of the targets. 1. Surprises the enemy forces. 2. Assaults the support base and accomplishes the assigned tasks. 3. Destroys the specified equipment and supplies. 4. Avoids being decisively engaged. 5. Withdraws all personnel from the objective areas within the time prescribed. 6. Obtains all priority intelligence requirements (PIR) from the raid site. 7. Sustains only light casualties from enemy fire.

TASK: Attack (5-OPFOR-0001)

CONDITION: The opposing forces (OPFOR) element has located the enemy. The priority intelligence requirements (PIR) and other intelligence requirements have been obtained by OPFOR patrols. The OPFOR element has automatic and antiarmor weapons and light mortars.

STANDARD: The OPFOR element attempts to seize the terrain, vehicles, or equipment. 1. Develops an attack plan. 2. Surprises the enemy unit's main body. 3. Initiates the attack using a scheme of maneuver that exploits the enemy's flanks, gaps, and weaknesses. 4. Uses covered and concealed routes to approach the enemy forces' flanks, gaps, or weakly held areas. 5. Employs indirect fire to support the attack. 6. Penetrates enemy defenses. 7. Destroys equipment and supplies. 8. Inflicts heavy casualties. 9. Isolates the combat service support (CSS) base by blocking reinforcements. 10. Forces enemy units to displace. 11. Avoids being fixed in one position. 12. Withdraws before the CSS base is reinforced with tactical combat forces.

TASK: Defend a Minefield (5-OPFOR-0023)

CONDITION: The enemy is conducting a minefield sweeping operation. The opposing forces (OPFOR) element has a minefield placed in the enemy's path. The minefield is under constant observation and fire.

STANDARD: The OPFOR element defends a minefield against an enemy element conducting a minefield sweeping operation. 1. Prevents the unit from detecting the obstacle. 2. Disrupts the minefield sweeping operation. 3. Prevents the unit from conducting the minefield sweeping operation, prevents the unit from moving all personnel through the breach or delays the completion of the minefield sweeping operation for more than 45 minutes.

TASK: Maintain Contact (5-OPFOR-0003)

CONDITION: The opposing forces (OPFOR) element is engaged with enemy base defense forces. The enemy forces are withdrawing under pressure.

STANDARD: The OPFOR element maintains enemy contact while the enemy withdraws. 1. Engages the enemy forces decisively. 2. Advances the OPFOR as the enemy forces withdraw. 3. Inflicts heavy casualties. 4. Captures the members of the enemy force. 5. Captures documents and equipment. 6. Safeguards captured documents, equipment, and personnel.

TASK: Conduct an Ambush (5-OPFOR-0007)

CONDITION: The enemy is moving in a convoy. The opposing forces (OPFOR) element is positioned along the enemy's route.

STANDARD: The OPFOR element inflicts casualties on the enemy and causes vehicle and equipment damage. 1. Prepares an ambush site before the element arrives. 2. Surprises march element forces. 3. Inflicts heavy casualties within the designated kill zone. 4. Inflicts heavy damage to vehicles and equipment within the designated kill zone. 5. Delays the march element from reaching a specified destination for a specified period of time. 6. Withdraws on order. 7. Sustains no casualties. 8. Reports actions to superiors.

- ELEMENTS:** Company
 Company Headquarters
 Three Combat Support Element Platoon Headquarters
 Three Earthmoving Sections
 Three Dump Truck Sections
 Three Equipment Sections
 Maintenance Platoon Headquarters
 Unit Maintenance Section
 Direct Support Maintenance Section
 Maintenance Supply Section
 Maintenance Section
 Horizontal Construction Platoon
 Embankment Squad
 Grading and Compact Squad
 Excavation Squad
 Two General Construction Platoons
 Six General Construction Squads

TASK: Conduct Operational Decontamination (03-3-C224.05-T01A)
 (FM 3-5) (FM 3-100) (FM 3-11)

ITERATION: 1M 2M 3M 4M 5M (Circle)

COMMANDER/LEADER ASSESSMENT: T P U (Circle)

CONDITIONS: The unit is operating in a contaminated environment and/or is contaminated. Performance degradation from mission-oriented protection posture (MOPP) 4 is increasing, and protective gear is in danger of penetration by contamination. Time and the tactical situation permit the unit to conduct operational decontamination. Replacement protective gear is available for each soldier. For a nonsupported decontamination, unit decontamination equipment and supplies are available and operational. For a supported decontamination, a decontamination unit is available, operational, and tasked to provide decontamination support. This task is always performed in MOPP4.

TASK STANDARDS: The unit decontaminates its individual gear and conducts MOPP gear exchange (using the buddy system) without sustaining additional casualties from nuclear, biological, and chemical (NBC) contamination. The unit limits the contamination transfer hazard by removing gross chemical contamination on equipment and minimizes contamination on soldiers according to Field Manual (FM) 3-5. The unit reduces radiological contamination to negligible risk levels according to FM 3-5 and reduces chemical and biological contamination to accelerate the weathering process and eventually provide temporary relief from MOPP 4.

TASK STEPS AND PERFORMANCE MEASURES	GO	NO-GO
* 1. The contaminated element leader determines the extent of contamination and establishes decontamination priorities. <ul style="list-style-type: none"> a. Received input from his staff and subordinate leaders. b. Established decontamination priorities. 2. The contaminated unit submits a request for decontamination to higher headquarters (HQ). The request should include, as a minimum, the-- <ul style="list-style-type: none"> a. Contaminated element's designation. b. Contaminated element's location. c. Contaminated element's frequency and call sign. d. Time that the element became contaminated. e. Number of vehicles and equipment, by type, that were contaminated. 		

TASK STEPS AND PERFORMANCE MEASURES	GO	NO-GO
<p>f. Type of contamination.</p> <p>g. Special requirements (such as a patient decontamination station, recovery assets, and a unit decontamination team).</p> <p>* 3. The contaminated unit coordinates with higher HQ.</p> <ol style="list-style-type: none"> a. Obtained permission to conduct decontamination and obtain necessary support. b. Selected a linkup point to meet supporting elements (a company supply section, a company or battalion power-driven decontamination equipment [PDDE] crew, or a decontamination squad or platoon). c. Coordinated with supporting elements. d. Requested replacement MOPP gear. e. Coordinated with supporting units to determine if they would also conduct a MOPP gear exchange. <p>* 4. The contaminated unit leader and NBC specialist select a site to conduct the operation, ensuring that the site selected provides--</p> <ol style="list-style-type: none"> a. Adequate overhead concealment. b. Good drainage. c. Easy access and exit (but off the main routes). d. Proximity to a water source large enough to support vehicle wash down. e. An area large enough to accommodate units involved in the operational decontamination (100 square meters for both the vehicle wash-down site and the MOPP gear exchange site). <p>5. The contaminated unit coordinates for operational decontamination support (a company or battalion PDDE crew or a decontamination unit).</p> <ol style="list-style-type: none"> a. Requested operational decontamination support. b. Notified higher HQ of the area for the operational decontamination. c. Established communications with the decontamination unit. d. Ensured that the decontamination unit knew the locations of the linkup and the selected decontamination sites. <p>6. The contaminated unit and supporting units move to the decontamination site.</p> <ol style="list-style-type: none"> a. Met at the linkup point as coordinated. b. The contaminated unit provided security at both the linkup point and the decontamination site. <p>7. The elements prepare for operational decontamination.</p> <ol style="list-style-type: none"> a. Set up the decontamination site. <ol style="list-style-type: none"> (1) The supporting decontamination element crew set up the vehicle wash-down site. (2) The contaminated unit set up the MOPP gear exchange site not less than 50 meters upwind of the vehicle wash-down site. (3) The remainder of the element prepared its equipment for decontamination. b. Conducted preparatory actions in the predecontamination area. <ol style="list-style-type: none"> (1) Vehicle crews (except for the operators) dismounted unless they had an operational overpressure system and an uncontaminated interior. (2) Dismounted crews removed mud and camouflage from the vehicles. <p>NOTE: The contaminated element provides personnel to do this when the crews do not dismount.</p> <ol style="list-style-type: none"> (3) Separated vehicles and dismounted crews. <ol style="list-style-type: none"> (a) Ensured that vehicle operators were briefed (included the use of overhead cover and concealment and the proper intervals). 		

TASK STEPS AND PERFORMANCE MEASURES	GO	NO-GO
<p>(b) Ensured that vehicles were buttoned up; for example, all doors, hatches, and other openings were closed or covered.</p> <p>(4) Moved vehicles (with operators) to the vehicle wash-down site.</p> <p>(5) Moved dismounted crews and all other soldiers in the contaminated unit to the MOPP gear exchange site.</p> <p>* 8. The noncommissioned officer in charge (NCOIC) of the decontamination unit supervises the operation of the vehicle wash-down site, ensuring that vehicle operators--</p> <p>a. Maintained the proper interval between vehicles while processing through the wash-down station.</p> <p>b. Washed vehicles properly.</p> <p>(1) Started at the top and worked down.</p> <p>(2) Sprayed hot, soapy water for 2 to 3 minutes per vehicle.</p> <p>(3) Monitored water consumption.</p> <p>c. Moved to the assembly area (AA) after the vehicle's wash down.</p> <p>d. Moved to the MOPP gear exchange site and conducted MOPP gear exchange.</p> <p>9. The contaminated unit conducts MOPP gear exchange.</p> <p>a. Prepared the equipment decontamination station (with supertropical bleach [STB] dry mix).</p> <p>b. Briefed MOPP gear exchange participants on procedures to be followed.</p> <p>c. Placed the decontaminated individual equipment on a clean surface (such as plastic, a poncho, or similar material).</p> <p>d. Exchanged the MOPP gear using the buddy system.</p> <p>e. Moved soldiers to the AA after completing the MOPP gear exchange.</p> <p>NOTES:</p> <p>1. Ensure that the supporting units have the opportunity to use the MOPP gear exchange site before proceeding.</p> <p>2. The supporting decontamination unit cleans and marks the site and reports the area of contamination (using an NBC 4 report) to higher HQ.</p> <p>*10. Unit leaders account for all personnel and equipment after completing the operational decontamination.</p> <p>*11. The contaminated unit leader reports to higher HQ.</p> <p>a. Reported the completion and location of the vehicle wash-down and MOPP gear exchange decontamination sites.</p> <p>b. Requested permission to perform unmasking procedures if, through testing, no hazards were detected.</p> <p>c. Determined the adequacy of decontamination and adjusted the MOPP level as required (after obtaining approval from higher HQ).</p> <p>12. The contaminated unit continues the mission.</p>		

TASK PERFORMANCE / EVALUATION SUMMARY BLOCK							
ITERATION	1M	2M	3M	4M	5M		TOTAL
TOTAL TASK STEPS EVALUATED							
TOTAL TASK STEPS "GO"							
TRAINING STATUS "GO"/"NO-GO"							

"*" indicates a leader task step.

SUPPORTING INDIVIDUAL TASKS

Task Number	Task Title	References
031-503-1023	Protect Yourself From NBC Injury/Contamination When Changing Mission-Oriented Protective Posture (MOPP) Gear	STP 21-1-SMCT
031-503-3006	Supervise Radiation Monitoring	STP 21-24-SMCT

SUPPORTING COLLECTIVE TASKS: NONE**OPFOR TASKS AND STANDARDS**

TASK: Disrupt Defensive Preparations (5-OPFOR-0018)

CONDITION: The opposing forces (OPFOR) element has located the enemy. Priority intelligence requirements (PIR) and other intelligence requirements obtained by OPFOR patrols indicate that the enemy elements are establishing defensive positions. The OPFOR element has automatic and antiarmor weapons and light mortars.

STANDARD: The OPFOR element disrupts and delays the enemy's defensive preparations. 1. Locates and penetrates the enemy's security system. 2. Forces the enemy to delay defensive preparations. 3. Disrupts the enemy's obstacle preparations.

TASK: Disrupt Movement (5-OPFOR-0014)

CONDITION: The enemy is expected to move through the opposing forces (OPFOR) element's area of operations. The OPFOR element has received an operation order (OPORD) or fragmentary order (FRAGO) to disrupt enemy movement. The enemy has the capability to defend with direct fire and antiarmor weapons.

STANDARD: The OPFOR element delays enemy movement. 1. Delays the element. 2. Forces the element to deviate from its route. 3. Prevents the element from reaching its destination. 4. Surprises the element's main body.

TASK: Defeat Obstacles (5-OPFOR-0009)

CONDITION: The opposing forces (OPFOR) element encounters an obstacle that blocks the avenue of approach as it advances upon the enemy forces.

STANDARD: The OPFOR element bypasses or breaches the enemy obstacle. 1. Detects the obstacle before halting its main body. 2. Defeats the obstacle. a. Bypasses the obstacle without entering the engagement areas. b. Breaches the obstacle within 45 minutes and passes its entire force through the obstacle. 3. Does not incur degradation to the point that the mission must be discontinued.

TASK: Disrupt a Route Reconnaissance (5-OPFOR-0021)

CONDITION: The enemy is conducting a route reconnaissance. The opposing forces (OPFOR) element is positioned along the enemy's route.

STANDARD: The OPFOR element attempts to disrupt a squad/section conducting a route reconnaissance. 1. Prevents the unit from meeting its specified time schedule. 2. Forces the unit to deviate from its specified route. 3. Prevents the unit from reaching its assigned destination. 4. Surprises the squad/section. 5. Inflicts casualties on the unit.

TASK: Conduct Terrorist and Saboteur Attacks (5-OPFOR-0005)

CONDITION: The opposing forces (OPFOR) element dispatches small teams into the enemy's rear area to disrupt combat service support (CSS) operations.

STANDARD: The enemy sustains disrupted command and control (C2), destroyed equipment and supplies, and light casualties. 1. Locates rear support bases and C2 facilities. 2. Delays and disrupts CSS operations through probes. 3. Infiltrates CSS bases to conduct sabotage and terrorist activities. 4. Inflicts light casualties. 5. Destroys supplies and equipment.

TASK: Disrupt a Net Control Station (NCS) (5-OPFOR-0019)

CONDITION: The enemy has established a NCS. The opposing forces (OPFOR) element has radio and jamming equipment.

STANDARD: The OPFOR element attempts to disrupt an NCS. 1. Attempts to locate the radio frequency that the unit is operating on. 2. Attempts to enter the radio net. 3. Attempts to issue "bogus" orders to a unit on the net. 4. Jams the radio frequency and forces the unit to go to an alternate frequency.

TASK: Disrupt Construction of Vehicle Fighting Positions (5-OPFOR-0020)

CONDITION: The opposing forces (OPFOR) element has located the enemy. The priority intelligence requirements (PIR) and other intelligence obtained by OPFOR patrols indicate the enemy is constructing vehicle fighting positions within its defensive area. The OPFOR element has automatic and antiarmor weapons and light mortars.

STANDARD: The OPFOR element attempts to disrupt the enemy's efforts to establish vehicle fighting positions. 1. Locates the defensive area. 2. Surprises the main body. 3. Penetrates the defensive area with squad-size probes. 4. Inflicts casualties on the unit. 5. Destroys vehicles. 6. Disrupts the unit's preparations (prevents or delays beyond the unit's allotted time).

TASK: Conduct an Aerial Reconnaissance (5-OPFOR-0010)

CONDITION: The opposing forces (OPFOR) headquarters (HQ) element requires intelligence on the locations and identification of enemy elements. An aircraft is dispatched to take photographs and make a visual inspection of the enemy rear area.

STANDARD: The OPFOR element gathers photograph intelligence of the enemy. 1. Photographs the assigned sectors. 2. Makes quick visual checks where the ceiling is low. 3. Locates enemy positions in the area, particularly support and storage bases, and command and control (C2) facilities. 4. Sustains no loss of aircraft. 5. Reports priority intelligence requirements (PIR) and other information requirements to the OPFOR HQ.

TASK: Disrupt an Engineer Reconnaissance (5-OPFOR-0022)

CONDITION: The enemy is conducting an engineer reconnaissance. The opposing forces (OPFOR) element is positioned along the enemy's route.

STANDARD: The OPFOR element disrupts an engineer reconnaissance. 1. Prevents the unit from meeting its specified time schedule. 2. Forces the unit to deviate from its specified route. 3. Prevents the unit from accomplishing its assigned engineer reconnaissance. 4. Surprises the unit conducting the reconnaissance.

TASK: Conduct an Attack (5-OPFOR-0008)

CONDITION: The enemy is conducting tactical operations. The opposing forces (OPFOR) element receives orders to attack the enemy, the area of occupation, or the main supply route (MSR) with smoke.

STANDARD: The OPFOR element disrupts the enemy's movement and smoke operations. 1. Determines the delivery method of the smoke attack. 2. Locates the target. 3. Delivers the smoke attack downwind. 4. Attacks the enemy with smoke, and surge attacks when the enemy responds to the smoke.

TASK: Disrupt Quartering Party Operations (5-OPFOR-0017)

CONDITION: The enemy is conducting quartering party operations. It has established an assembly area (AA) but has not moved in the main body.

STANDARD: The opposing forces (OPFOR) element attempts to disrupt quartering party operations and infiltrate the enemy's AA. 1. Locates the quartering party and the AA. 2. Surprises the main body. 3. Penetrates the AA with squad-size probes. 4. Inflicts personnel casualties and vehicle damage. 5. Disrupts the unit's preparations (prevents or delays beyond the unit's allotted time).

TASK: Disrupt Enemy Movement and Operations Using Tactical Nuclear Weapons (5-OPFOR-0016)

CONDITION: The opposing forces (OPFOR) element has located the enemy. Priority intelligence requirements (PIR) and other intelligence requirements have been obtained by OPFOR patrols. Tactical nuclear weapons are employed against key locations in the rear area.

STANDARD: The OPFOR element disrupts enemy movement and operations. 1. Disrupts or delays the movement of the enemy's equipment and supplies to the forward areas. 2. Destroys enemy equipment and supplies. 3. Inflicts a high rate of nuclear casualties among the enemy forces. 4. Denies the enemy the use of specified areas. 5. Contaminates the enemy's equipment and supplies.

TASK: Disrupt Assembly Area (AA) Activities (5-OPFOR-0013)

CONDITION: Intelligence reports indicate that platoon- and company-size enemy units are operating in the opposing forces (OPFOR) area of operations. Enemy units can defend from AAs with direct fire, antiarmor weapons, and indirect fire. The enemy has close air support (CAS) and nuclear, biological, and chemical (NBC) capabilities.

STANDARD: The OPFOR element locates and disrupts the enemy's AA activities. 1. Locates the element's AA. 2. Probes the AA with squad- or team-size elements. 3. Inflicts more than 5 percent casualties on the element. 4. Disrupts the element's preparations (prevents or delays beyond the element's allotted time).

TASK: Disrupt Enemy Movement and Operations Using Persistent and Nonpersistent Chemical Weapons (5-OPFOR-0015)

CONDITION: The opposing forces (OPFOR) element has located the enemy. Priority intelligence requirements (PIR) and other intelligence requirements have been obtained by OPFOR patrols. The OPFOR units deliver chemical agents, by means of conventional artillery weapons or aircraft, along selected supply routes and key bases in the rear area.

STANDARD: The OPFOR element disrupts enemy movement and operations using persistent and nonpersistent chemical weapons. 1. Delivers chemical agents in low and densely wooded areas. 2. Delays the movement of enemy supplies and equipment to the forward areas. 3. Restricts the movement of the enemy units in the rear area. 4. Channels the movement of enemy units into predesignated ambush areas. 5. Contaminates enemy supplies and equipment. 6. Inflicts a high rate of casualties on enemy forces.

TASK: Counter Passage of Lines (5-OPFOR-0012)

CONDITION: Enemy forces are in defensive positions, but they are expected to attempt passage-of-lines operations. The opposing forces (OPFOR) received orders to disrupt enemy passage-of-lines operations.

STANDARD: The OPFOR element delays or prevents enemy passage of lines. 1. Delays the passage. 2. Prevents the company from moving all personnel through the stationary unit. 3. Engages the main body of either the moving or the stationary unit.

TASK: Conduct Air Attacks (5-OPFOR-0002)

CONDITION: The opposing forces (OPFOR) element in the rear area has forwarded the positions of the enemy support sites or the locations of moving elements. The OPFOR aircraft have been dispatched to attack enemy installations or convoys.

STANDARD: The OPFOR element attempts to delay, disrupt, or damage the enemy targets by air. 1. Locates the target (support sites or convoys). 2. Makes attack runs on the designated targets. 3. Inflicts heavy damage to the selected target. 4. Sustains no loss of aircraft. 5. Delays moving the force for more than one hour.

TASK: Surrender to the Capturing Unit on the Battlefield (5-OPFOR-0024)

CONDITION: The enemy has captured the opposing forces (OPFOR) element's soldiers, documents, and equipment sensitive to the OPFOR tactical operations.

STANDARD: The OPFOR soldiers retain or destroy documents and equipment. The OPFOR element surrenders documents and equipment of no tactical use to the enemy and attempts to conceal or destroy items of tactical value. The OPFOR element attempts escape and evasion. 1. Prevents the successful capture of documents and equipment. 2. Destroys documents and equipment. 3. Removes identifying markings from equipment. 4. Removes unit-identifying insignia. 5. Provides misleading information. 6. Plans an escape. 7. Delays movement to the nearest collection point. 8. Prevents safeguarding of enemy prisoners of war (EPWs) in order to cause embarrassment to the United States (US).

TASK: Conduct a Raid (5-OPFOR-0004)

CONDITION: The opposing forces (OPFOR) element has occupied an objective rally point and has orders to conduct a raid on a combat service support (CSS) base.

STANDARD: The OPFOR element infiltrates the enemy's base and destroys all of the targets. 1. Surprises the enemy forces. 2. Assaults the support base and accomplishes the assigned tasks. 3. Destroys the specified equipment and supplies. 4. Avoids being decisively engaged. 5. Withdraws all personnel from the objective areas within the time prescribed. 6. Obtains all priority intelligence requirements (PIR) from the raid site. 7. Sustains only light casualties from enemy fire.

TASK: Attack (5-OPFOR-0001)

CONDITION: The opposing forces (OPFOR) element has located the enemy. The priority intelligence requirements (PIR) and other intelligence requirements have been obtained by OPFOR patrols. The OPFOR element has automatic and antiarmor weapons and light mortars.

STANDARD: The OPFOR element attempts to seize the terrain, vehicles, or equipment. 1. Develops an attack plan. 2. Surprises the enemy unit's main body. 3. Initiates the attack using a scheme of maneuver that exploits the enemy's flanks, gaps, and weaknesses. 4. Uses covered and concealed routes to approach the enemy forces' flanks, gaps, or weakly held areas. 5. Employs indirect fire to support the attack. 6. Penetrates enemy defenses. 7. Destroys equipment and supplies. 8. Inflicts heavy casualties. 9. Isolates the combat service support (CSS) base by blocking reinforcements. 10. Forces enemy units to displace. 11. Avoids being fixed in one position. 12. Withdraws before the CSS base is reinforced with tactical combat forces.

TASK: Defend a Minefield (5-OPFOR-0023)

CONDITION: The enemy is conducting a minefield sweeping operation. The opposing forces (OPFOR) element has a minefield placed in the enemy's path. The minefield is under constant observation and fire.

STANDARD: The OPFOR element defends a minefield against an enemy element conducting a minefield sweeping operation. 1. Prevents the unit from detecting the obstacle. 2. Disrupts the minefield sweeping operation. 3. Prevents the unit from conducting the minefield sweeping operation, prevents the unit from moving all personnel through the breach or delays the completion of the minefield sweeping operation for more than 45 minutes.

TASK: Maintain Contact (5-OPFOR-0003)

CONDITION: The opposing forces (OPFOR) element is engaged with enemy base defense forces. The enemy forces are withdrawing under pressure.

STANDARD: The OPFOR element maintains enemy contact while the enemy withdraws. 1. Engages the enemy forces decisively. 2. Advances the OPFOR as the enemy forces withdraw. 3. Inflicts heavy casualties. 4. Captures the members of the enemy force. 5. Captures documents and equipment. 6. Safeguards captured documents, equipment, and personnel.

TASK: Conduct an Ambush (5-OPFOR-0007)

CONDITION: The enemy is moving in a convoy. The opposing forces (OPFOR) element is positioned along the enemy's route.

STANDARD: The OPFOR element inflicts casualties on the enemy and causes vehicle and equipment damage. 1. Prepares an ambush site before the element arrives. 2. Surprises march element forces. 3. Inflicts heavy casualties within the designated kill zone. 4. Inflicts heavy damage to vehicles and equipment within the designated kill zone. 5. Delays the march element from reaching a specified destination for a specified period of time. 6. Withdraws on order. 7. Sustains no casualties. 8. Reports actions to superiors.

- ELEMENTS:** Company
 Company Headquarters
 Three Combat Support Element Platoon Headquarters
 Three Earthmoving Sections
 Three Dump Truck Sections
 Three Equipment Sections
 Maintenance Platoon Headquarters
 Unit Maintenance Section
 Direct Support Maintenance Section
 Maintenance Supply Section
 Maintenance Section
 Horizontal Construction Platoon
 Embankment Squad
 Grading and Compact Squad
 Excavation Squad
 Two General Construction Platoons
 Six General Construction Squads

TASK: Cross a Chemically Contaminated Area (03-3-C226.05-T01A)
 (FM 3-3)

ITERATION: 1M 2M 3M 4M 5M (Circle)

COMMANDER/LEADER ASSESSMENT: T P U (Circle)

CONDITIONS: The unit is en route to a new location on a designated route. The unit cannot move off that route and still complete its assigned mission. The unit discovers contamination on the route and is directed to cross the contaminated area. This task is always performed in MOPP4.

TASK STANDARDS: The unit crosses the contaminated area without suffering chemical-agent casualties.

TASK STEPS AND PERFORMANCE MEASURES	GO	NO-GO
<p>* 1. The element leader selects a route across the contaminated area.</p> <ul style="list-style-type: none"> a. Used a nuclear, biological, and chemical (NBC) 5 (chemical) report and/or reconnaissance reports to select a route. b. Selected a route that minimized exposure consistent with the mission. c. Obtained a route clearance and approval. <p>2. The element prepares to cross the area.</p> <ul style="list-style-type: none"> a. Assumed MOPP 4 for crossing the area. b. Ensured that all drivers, vehicle commanders, and leaders knew the march route or had strip maps. c. Ensured that all vehicles were buttoned up (mounted movement). d. Placed externally stored equipment inside the vehicle or covered it with available material. e. Attached M9 detector paper to soldiers and vehicles to provide warning of contamination. <p>3. The element crosses the area.</p> <ul style="list-style-type: none"> a. Avoided low ground, overhanging branches, and brush to the extent allowed by the tactical situation. b. Conducted dismounted movement, if necessary, as rapidly as possible. c. Crossed the area as quickly and as carefully as possible. 		

TASK STEPS AND PERFORMANCE MEASURES	GO	NO-GO
4. The element exits the contaminated area. <ul style="list-style-type: none"> a. Checked for casualties. b. Reported casualties, if applicable. c. Conducted necessary decontamination. d. Continued the mission. 		

TASK PERFORMANCE / EVALUATION SUMMARY BLOCK							
ITERATION	1M	2M	3M	4M	5M		TOTAL
TOTAL TASK STEPS EVALUATED							
TOTAL TASK STEPS "GO"							
TRAINING STATUS "GO"/"NO-GO"							

"*" indicates a leader task step.

SUPPORTING INDIVIDUAL TASKS

Task Number	Task Title	References
031-503-1014	Identify Chemical Agents Using M8 Detector Paper	STP 21-1-SMCT
031-503-2004	Prepare and Submit NBC 4 Reports	STP 21-24-SMCT
031-503-3004	Supervise the Crossing of a Contaminated Area	STP 21-24-SMCT
071-329-1005	Determine a Location on the Ground by Terrain Association	STP 21-1-SMCT
121-030-3534	Report Casualties	STP 21-24-SMCT

SUPPORTING COLLECTIVE TASKS: NONE

OPFOR TASKS AND STANDARDS

TASK: Conduct an Ambush (5-OPFOR-0007)

CONDITION: The enemy is moving in a convoy. The opposing forces (OPFOR) element is positioned along the enemy's route.

STANDARD: The OPFOR element inflicts casualties on the enemy and causes vehicle and equipment damage. 1. Prepares an ambush site before the element arrives. 2. Surprises march element forces. 3. Inflicts heavy casualties within the designated kill zone. 4. Inflicts heavy damage to vehicles and equipment within the designated kill zone. 5. Delays the march element from reaching a specified destination for a specified period of time. 6. Withdraws on order. 7. Sustains no casualties. 8. Reports actions to superiors.

TASK: Conduct an Aerial Reconnaissance (5-OPFOR-0010)

CONDITION: The opposing forces (OPFOR) headquarters (HQ) element requires intelligence on the locations and identification of enemy elements. An aircraft is dispatched to take photographs and make a visual inspection of the enemy rear area.

STANDARD: The OPFOR element gathers photograph intelligence of the enemy. 1. Photographs the assigned sectors. 2. Makes quick visual checks where the ceiling is low. 3. Locates enemy positions in the area, particularly support and storage bases, and command and control (C2) facilities. 4. Sustains no loss of aircraft. 5. Reports priority intelligence requirements (PIR) and other information requirements to the OPFOR HQ.

TASK: Conduct Terrorist and Saboteur Attacks (5-OPFOR-0005)

CONDITION: The opposing forces (OPFOR) element dispatches small teams into the enemy's rear area to disrupt combat service support (CSS) operations.

STANDARD: The enemy sustains disrupted command and control (C2), destroyed equipment and supplies, and light casualties. 1. Locates rear support bases and C2 facilities. 2. Delays and disrupts CSS operations through probes. 3. Infiltrates CSS bases to conduct sabotage and terrorist activities. 4. Inflicts light casualties. 5. Destroys supplies and equipment.

TASK: Disrupt Defensive Preparations (5-OPFOR-0018)

CONDITION: The opposing forces (OPFOR) element has located the enemy. Priority intelligence requirements (PIR) and other intelligence requirements obtained by OPFOR patrols indicate that the enemy elements are establishing defensive positions. The OPFOR element has automatic and antiarmor weapons and light mortars.

STANDARD: The OPFOR element disrupts and delays the enemy's defensive preparations. 1. Locates and penetrates the enemy's security system. 2. Forces the enemy to delay defensive preparations. 3. Disrupts the enemy's obstacle preparations.

TASK: Disrupt Movement (5-OPFOR-0014)

CONDITION: The enemy is expected to move through the opposing forces (OPFOR) element's area of operations. The OPFOR element has received an operation order (OPORD) or fragmentary order (FRAGO) to disrupt enemy movement. The enemy has the capability to defend with direct fire and antiarmor weapons.

STANDARD: The OPFOR element delays enemy movement. 1. Delays the element. 2. Forces the element to deviate from its route. 3. Prevents the element from reaching its destination. 4. Surprises the element's main body.

TASK: Defeat Obstacles (5-OPFOR-0009)

CONDITION: The opposing forces (OPFOR) element encounters an obstacle that blocks the avenue of approach as it advances upon the enemy forces.

STANDARD: The OPFOR element bypasses or breaches the enemy obstacle. 1. Detects the obstacle before halting its main body. 2. Defeats the obstacle. a. Bypasses the obstacle without entering the engagement areas. b. Breaches the obstacle within 45 minutes and passes its entire force through the obstacle. 3. Does not incur degradation to the point that the mission must be discontinued.

TASK: Disrupt a Route Reconnaissance (5-OPFOR-0021)

CONDITION: The enemy is conducting a route reconnaissance. The opposing forces (OPFOR) element is positioned along the enemy's route.

STANDARD: The OPFOR element attempts to disrupt a squad/section conducting a route reconnaissance. 1. Prevents the unit from meeting its specified time schedule. 2. Forces the unit to deviate from its specified route. 3. Prevents the unit from reaching its assigned destination. 4. Surprises the squad/section. 5. Inflicts casualties on the unit.

TASK: Disrupt a Net Control Station (NCS) (5-OPFOR-0019)

CONDITION: The enemy has established a NCS. The opposing forces (OPFOR) element has radio and jamming equipment.

STANDARD: The OPFOR element attempts to disrupt an NCS. 1. Attempts to locate the radio frequency that the unit is operating on. 2. Attempts to enter the radio net. 3. Attempts to issue "bogus" orders to a unit on the net. 4. Jams the radio frequency and forces the unit to go to an alternate frequency.

TASK: Disrupt Construction of Vehicle Fighting Positions (5-OPFOR-0020)

CONDITION: The opposing forces (OPFOR) element has located the enemy. The priority intelligence requirements (PIR) and other intelligence obtained by OPFOR patrols indicate the enemy is constructing vehicle fighting positions within its defensive area. The OPFOR element has automatic and antiarmor weapons and light mortars.

STANDARD: The OPFOR element attempts to disrupt the enemy's efforts to establish vehicle fighting positions. 1. Locates the defensive area. 2. Surprises the main body. 3. Penetrates the defensive area with squad-size probes. 4. Inflicts casualties on the unit. 5. Destroys vehicles. 6. Disrupts the unit's preparations (prevents or delays beyond the unit's allotted time).

TASK: Disrupt an Engineer Reconnaissance (5-OPFOR-0022)

CONDITION: The enemy is conducting an engineer reconnaissance. The opposing forces (OPFOR) element is positioned along the enemy's route.

STANDARD: The OPFOR element disrupts an engineer reconnaissance. 1. Prevents the unit from meeting its specified time schedule. 2. Forces the unit to deviate from its specified route. 3. Prevents the unit from accomplishing its assigned engineer reconnaissance. 4. Surprises the unit conducting the reconnaissance.

TASK: Conduct an Attack (5-OPFOR-0008)

CONDITION: The enemy is conducting tactical operations. The opposing forces (OPFOR) element receives orders to attack the enemy, the area of occupation, or the main supply route (MSR) with smoke.

STANDARD: The OPFOR element disrupts the enemy's movement and smoke operations. 1. Determines the delivery method of the smoke attack. 2. Locates the target. 3. Delivers the smoke attack downwind. 4. Attacks the enemy with smoke, and surge attacks when the enemy responds to the smoke.

TASK: Disrupt Quartering Party Operations (5-OPFOR-0017)

CONDITION: The enemy is conducting quartering party operations. It has established an assembly area (AA) but has not moved in the main body.

STANDARD: The opposing forces (OPFOR) element attempts to disrupt quartering party operations and infiltrate the enemy's AA. 1. Locates the quartering party and the AA. 2. Surprises the main body. 3. Penetrates the AA with squad-size probes. 4. Inflicts personnel casualties and vehicle damage. 5. Disrupts the unit's preparations (prevents or delays beyond the unit's allotted time).

TASK: Disrupt Enemy Movement and Operations Using Tactical Nuclear Weapons (5-OPFOR-0016)

CONDITION: The opposing forces (OPFOR) element has located the enemy. Priority intelligence requirements (PIR) and other intelligence requirements have been obtained by OPFOR patrols. Tactical nuclear weapons are employed against key locations in the rear area.

STANDARD: The OPFOR element disrupts enemy movement and operations. 1. Disrupts or delays the movement of the enemy's equipment and supplies to the forward areas. 2. Destroys enemy equipment and supplies. 3. Inflicts a high rate of nuclear casualties among the enemy forces. 4. Denies the enemy the use of specified areas. 5. Contaminates the enemy's equipment and supplies.

TASK: Disrupt Assembly Area (AA) Activities (5-OPFOR-0013)

CONDITION: Intelligence reports indicate that platoon- and company-size enemy units are operating in the opposing forces (OPFOR) area of operations. Enemy units can defend from AAs with direct fire, antiarmor weapons, and indirect fire. The enemy has close air support (CAS) and nuclear, biological, and chemical (NBC) capabilities.

STANDARD: The OPFOR element locates and disrupts the enemy's AA activities. 1. Locates the element's AA. 2. Probes the AA with squad- or team-size elements. 3. Inflicts more than 5 percent casualties on the element. 4. Disrupts the element's preparations (prevents or delays beyond the element's allotted time).

TASK: Disrupt Enemy Movement and Operations Using Persistent and Nonpersistent Chemical Weapons (5-OPFOR-0015)

CONDITION: The opposing forces (OPFOR) element has located the enemy. Priority intelligence requirements (PIR) and other intelligence requirements have been obtained by OPFOR patrols. The OPFOR units deliver chemical agents, by means of conventional artillery weapons or aircraft, along selected supply routes and key bases in the rear area.

STANDARD: The OPFOR element disrupts enemy movement and operations using persistent and nonpersistent chemical weapons. 1. Delivers chemical agents in low and densely wooded areas. 2. Delays the movement of enemy supplies and equipment to the forward areas. 3. Restricts the movement of the enemy units in the rear area. 4. Channels the movement of enemy units into predesignated ambush areas. 5. Contaminates enemy supplies and equipment. 6. Inflicts a high rate of casualties on enemy forces.

TASK: Counter Passage of Lines (5-OPFOR-0012)

CONDITION: Enemy forces are in defensive positions, but they are expected to attempt passage-of-lines operations. The opposing forces (OPFOR) received orders to disrupt enemy passage-of-lines operations.

STANDARD: The OPFOR element delays or prevents enemy passage of lines. 1. Delays the passage. 2. Prevents the company from moving all personnel through the stationary unit. 3. Engages the main body of either the moving or the stationary unit.

TASK: Conduct Air Attacks (5-OPFOR-0002)

CONDITION: The opposing forces (OPFOR) element in the rear area has forwarded the positions of the enemy support sites or the locations of moving elements. The OPFOR aircraft have been dispatched to attack enemy installations or convoys.

STANDARD: The OPFOR element attempts to delay, disrupt, or damage the enemy targets by air. 1. Locates the target (support sites or convoys). 2. Makes attack runs on the designated targets. 3. Inflicts heavy damage to the selected target. 4. Sustains no loss of aircraft. 5. Delays moving the force for more than one hour.

TASK: Surrender to the Capturing Unit on the Battlefield (5-OPFOR-0024)

CONDITION: The enemy has captured the opposing forces (OPFOR) element's soldiers, documents, and equipment sensitive to the OPFOR tactical operations.

STANDARD: The OPFOR soldiers retain or destroy documents and equipment. The OPFOR element surrenders documents and equipment of no tactical use to the enemy and attempts to conceal or destroy items of tactical value. The OPFOR element attempts escape and evasion. 1. Prevents the successful capture of documents and equipment. 2. Destroys documents and equipment. 3. Removes identifying markings from equipment. 4. Removes unit-identifying insignia. 5. Provides misleading information. 6. Plans an escape. 7. Delays movement to the nearest collection point. 8. Prevents safeguarding of enemy prisoners of war (EPWs) in order to cause embarrassment to the United States (US).

TASK: Conduct a Raid (5-OPFOR-0004)

CONDITION: The opposing forces (OPFOR) element has occupied an objective rally point and has orders to conduct a raid on a combat service support (CSS) base.

STANDARD: The OPFOR element infiltrates the enemy's base and destroys all of the targets. 1. Surprises the enemy forces. 2. Assaults the support base and accomplishes the assigned tasks. 3. Destroys the specified equipment and supplies. 4. Avoids being decisively engaged. 5. Withdraws all personnel from the objective areas within the time prescribed. 6. Obtains all priority intelligence requirements (PIR) from the raid site. 7. Sustains only light casualties from enemy fire.

TASK: Attack (5-OPFOR-0001)

CONDITION: The opposing forces (OPFOR) element has located the enemy. The priority intelligence requirements (PIR) and other intelligence requirements have been obtained by OPFOR patrols. The OPFOR element has automatic and antiarmor weapons and light mortars.

STANDARD: The OPFOR element attempts to seize the terrain, vehicles, or equipment. 1. Develops an attack plan. 2. Surprises the enemy unit's main body. 3. Initiates the attack using a scheme of maneuver that exploits the enemy's flanks, gaps, and weaknesses. 4. Uses covered and concealed routes to approach the enemy forces' flanks, gaps, or weakly held areas. 5. Employs indirect fire to support the attack. 6. Penetrates enemy defenses. 7. Destroys equipment and supplies. 8. Inflicts heavy casualties. 9. Isolates the combat service support (CSS) base by blocking reinforcements. 10. Forces enemy units to displace. 11. Avoids being fixed in one position. 12. Withdraws before the CSS base is reinforced with tactical combat forces.

TASK: Defend a Minefield (5-OPFOR-0023)

CONDITION: The enemy is conducting a minefield sweeping operation. The opposing forces (OPFOR) element has a minefield placed in the enemy's path. The minefield is under constant observation and fire.

STANDARD: The OPFOR element defends a minefield against an enemy element conducting a minefield sweeping operation. 1. Prevents the unit from detecting the obstacle. 2. Disrupts the minefield sweeping operation. 3. Prevents the unit from conducting the minefield sweeping operation, prevents the unit from moving all personnel through the breach or delays the completion of the minefield sweeping operation for more than 45 minutes.

TASK: Maintain Contact (5-OPFOR-0003)

CONDITION: The opposing forces (OPFOR) element is engaged with enemy base defense forces. The enemy forces are withdrawing under pressure.

STANDARD: The OPFOR element maintains enemy contact while the enemy withdraws. 1. Engages the enemy forces decisively. 2. Advances the OPFOR as the enemy forces withdraw. 3. Inflicts heavy casualties. 4. Captures the members of the enemy force. 5. Captures documents and equipment. 6. Safeguards captured documents, equipment, and personnel.

- ELEMENTS:** Company Headquarters
 Maintenance Section
 Horizontal Construction Platoon
 Embankment Squad
 Grading and Compact Squad
 Excavation Squad
 Two General Construction Platoons
 Six General Construction Squads

TASK: Defend a Convoy Against a Ground Attack (05-2-0911)
 (FM 55-30) (FM 21-75) (FM 24-19)
 (FM 24-35) (FM 24-35-1) (FM 71-1)

ITERATION: 1 2 3 4 5 M (Circle)
COMMANDER/LEADER ASSESSMENT: T P U (Circle)

CONDITIONS: The team is performing continuous operations. An enemy squad- to platoon-size force attacks the convoy's main body. The operation order (OPORD) and rules of engagement (ROE) provide guidance for the mission and actions to take upon contact. Some iterations of this task should be performed in MOPP4.

TASK STANDARDS: The convoy protects itself and attacks or disengages from the enemy. The convoy minimizes casualties or damage by taking immediate-action measures. Digital units send and receive orders and reports using frequency-modulated (FM) or digital means to conduct combat operations. The time required to perform this task is increased when conducting it in mission-oriented protection posture (MOPP) 4.

TASK STEPS AND PERFORMANCE MEASURES	GO	NO-GO
<p>* 1. The element leader prepares for combat operations. NOTE: Digital units set stale settings to provide current friendly and enemy unit locations.</p> <ul style="list-style-type: none"> a. Designated and positioned the security elements throughout the convoy (front, rear, and flank). b. Established radio communications with security elements. c. Designated actions upon enemy contact (action front, left, right, or rear; air attack; or indirect fire). d. Assigned each armed vehicle a sector of fire for the movement, and ensured that the convoy had 360-degree coverage while moving. e. Designated en route rally points and the actions to be taken at those points. f. Coordinated with the battalion Operations and Training Officer (US Army) (S3) for indirect fire along the planned route. g. Received an update from the battalion Intelligence Officer (US Army) (S2) on probable enemy actions influencing the convoy route or the mission. <p>NOTE: Digital units receive updated intelligence information through the Force XXI Command Brigade and Below (FBCB2) System or the Maneuver Control System (MCS).</p> <p>2. The element prepares for combat operations.</p> <ul style="list-style-type: none"> a. Loaded vehicles, stowed or tied down all loose equipment, and ensured that there was enough space to bring weapons to bear. <p>NOTE: Air guards are present.</p> <ul style="list-style-type: none"> b. Ensured that weapons were functional and had their basic load of ammunition. 		

TASK STEPS AND PERFORMANCE MEASURES	GO	NO-GO
<p>c. Rehearsed the procedures for enemy contact before the start point (SP). d. Ensured that each vehicle commander knew the route and all standing operating procedures (SOPs).</p> <p>3. The convoy reacts to enemy contact. a. Scanned the area for the enemy and returned fire at identified enemy positions. b. Sought available cover. c. Maneuvered vehicles to allow the gunner to engage the enemy, and moved all unarmed vehicles to cover. d. Provided suppressive gunnery fire on the enemy. e. Deployed the security teams, and reported the situation to the element leader.</p> <p>* 4. The element leader develops the situation. a. Initiated fire and maneuver. b. Requested indirect-fire support. c. Sought information on the enemy's strength, composition, and disposition. d. Evaluated the direction and volume of the enemy fire, confirmed or suspected enemy positions, and the terrain capacity for the masking forces.</p> <p>* 5. The element leader selects a course of action based on mission, enemy, terrain, troops, time available, and civilian considerations (METT-TC) factors and the developing situation. a. Maneuvered to attack the enemy's flank. b. Conducted a frontal assault. c. Broke contact and moved away from the enemy position by fire and maneuver.</p> <p>6. The security element engages the enemy (within capabilities).</p> <p>* 7. The element leader reports the tactical situation to higher headquarters (HQ).</p> <p>8. The element reorganizes and resumes its convoy. a. Reconstituted the security force. b. Treated and evacuated casualties. c. Reported casualties. d. Redistributed ammunition and equipment. e. Recovered any damaged equipment, or destroyed it in place.</p>		

TASK PERFORMANCE / EVALUATION SUMMARY BLOCK							
ITERATION	1	2	3	4	5	M	TOTAL
TOTAL TASK STEPS EVALUATED							
TOTAL TASK STEPS "GO"							
TRAINING STATUS "GO"/"NO-GO"							

"*" indicates a leader task step.

SUPPORTING INDIVIDUAL TASKS

Task Number	Task Title	References
052-194-3500	Conduct a Patrol	STP 5-12B24-SM-TG
061-283-1002	Locate a Target by Grid Coordinates	STP 5-62G13-SM-TG STP 21-24-SMCT

SUPPORTING INDIVIDUAL TASKS

Task Number	Task Title	References
071-326-5505	Issue an Oral Operation Order	STP 5-12B24-SM-TG STP 5-62G13-SM-TG
071-326-5605	Control Movement of a Fire Team	STP 5-12B24-SM-TG STP 5-62G13-SM-TG
071-326-5611	Conduct the Maneuver of a Squad	STP 5-12B24-SM-TG STP 5-62G13-SM-TG
071-332-5022	Prepare a Battalion Situation Report (SITREP)	STP 21-24-SMCT
081-831-0101	Request Medical Evacuation	STP 21-24-SMCT
091-309-0711	Direct Vehicle and Equipment Recovery Operations	STP 21-24-SMCT
113-573-0002	Conduct Operations Security (OPSEC) Procedures	STP 21-24-SMCT
113-573-8006	Use an Automated Signal Operation Instruction (SOI)	STP 21-24-SMCT
121-030-3534	Report Casualties	STP 21-24-SMCT

SUPPORTING COLLECTIVE TASKS

Task Number	Task Title	References
07-2-1301.05-T01A	Conduct a Convoy	ARTEP 5-025-66-MTP ARTEP 5-026-34-MTP ARTEP 5-027-10-MTP ARTEP 5-027-35-MTP ARTEP 5-053-11-MTP ARTEP 5-053-12-MTP ARTEP 5-053-35-MTP ARTEP 5-063-10-MTP ARTEP 5-063-11-MTP ARTEP 5-063-35-MTP ARTEP 5-113-11-MTP ARTEP 5-113-12-MTP ARTEP 5-113-35-MTP ARTEP 5-145-12-MTP ARTEP 5-145-32-MTP ARTEP 5-155-66-MTP ARTEP 5-156-34-MTP ARTEP 5-157-10-MTP ARTEP 5-157-35-MTP ARTEP 5-215-66-MTP ARTEP 5-216-34-MTP ARTEP 5-217-10-MTP ARTEP 5-217-35-MTP ARTEP 5-332-68-MTP ARTEP 5-335-60-MTP ARTEP 5-335-65-MTP ARTEP 5-335-70-MTP ARTEP 5-336-34-MTP ARTEP 5-337-10-MTP ARTEP 5-337-35-MTP ARTEP 5-413-35-MTP ARTEP 5-416-14-MTP ARTEP 5-416-34-MTP

SUPPORTING COLLECTIVE TASKS

Task Number	Task Title	References
		ARTEP 5-417-13-MTP
		ARTEP 5-417-17-MTP
		ARTEP 5-417-35-MTP
		ARTEP 5-423-11-MTP
		ARTEP 5-423-35-MTP
		ARTEP 5-424-35-MTP
		ARTEP 5-425-66-MTP
		ARTEP 5-426-34-MTP
		ARTEP 5-427-10-MTP
		ARTEP 5-427-35-MTP
		ARTEP 5-434-35-MTP
		ARTEP 5-435-67-MTP
		ARTEP 5-436-35-MTP
		ARTEP 5-436-37-MTP
		ARTEP 5-437-10-MTP
		ARTEP 5-437-11-MTP
		ARTEP 5-437-36-MTP
		ARTEP 5-437-38-MTP
		ARTEP 5-443-35-MTP
		ARTEP 5-445-64-MTP
		ARTEP 5-445-66-MTP
		ARTEP 5-446-34-MTP
		ARTEP 5-446-36-MTP
		ARTEP 5-447-10-MTP
		ARTEP 5-447-11-MTP
		ARTEP 5-447-35-MTP
		ARTEP 5-447-37-MTP
		ARTEP 5-463-10-MTP
		ARTEP 5-463-12-MTP
		ARTEP 5-463-15-MTP
		ARTEP 5-463-17-MTP
		ARTEP 5-463-35-MTP
		ARTEP 5-463-36-MTP
		ARTEP 5-473-35-MTP
		ARTEP 5-493-38-MTP
		ARTEP 5-500-22-MTP
		ARTEP 5-500-24-MTP
		ARTEP 5-500-66-MTP
		ARTEP 5-510-10-MTP
		ARTEP 5-510-12-MTP
		ARTEP 5-510-14-MTP
		ARTEP 5-510-16-MTP
		ARTEP 5-510-18-MTP
		ARTEP 5-520-10-MTP
		ARTEP 5-520-12-MTP
		ARTEP 5-520-14-MTP
		ARTEP 5-530-10-MTP
		ARTEP 5-530-12-MTP
		ARTEP 5-530-14-MTP
		ARTEP 5-530-16-MTP
		ARTEP 5-540-10-MTP
		ARTEP 5-540-11-MTP
		ARTEP 5-540-12-MTP

SUPPORTING COLLECTIVE TASKS

Task Number	Task Title	References
07-3-1112.05-T01A	React to an Ambush	ARTEP 5-540-13-MTP ARTEP 5-603-35-MTP ARTEP 5-606-34-MTP ARTEP 5-607-35-MTP ARTEP 5-608-35-MTP ARTEP 5-616-34-MTP ARTEP 5-617-10-MTP ARTEP 5-617-11-MTP ARTEP 5-617-35-MTP ARTEP 5-025-66-MTP ARTEP 5-026-34-MTP ARTEP 5-027-10-MTP ARTEP 5-027-35-MTP ARTEP 5-053-11-MTP ARTEP 5-053-12-MTP ARTEP 5-053-35-MTP ARTEP 5-063-10-MTP ARTEP 5-063-11-MTP ARTEP 5-063-35-MTP ARTEP 5-113-11-MTP ARTEP 5-113-12-MTP ARTEP 5-113-35-MTP ARTEP 5-145-12-MTP ARTEP 5-145-32-MTP ARTEP 5-155-66-MTP ARTEP 5-156-34-MTP ARTEP 5-157-10-MTP ARTEP 5-157-35-MTP ARTEP 5-215-66-MTP ARTEP 5-216-34-MTP ARTEP 5-217-10-MTP ARTEP 5-217-35-MTP ARTEP 5-332-68-MTP ARTEP 5-335-60-MTP ARTEP 5-335-65-MTP ARTEP 5-335-70-MTP ARTEP 5-335-DRILL ARTEP 5-336-34-MTP ARTEP 5-337-10-MTP ARTEP 5-337-35-MTP ARTEP 5-402-33-MTP ARTEP 5-402-68-MTP ARTEP 5-412-68-MTP ARTEP 5-412-69-MTP ARTEP 5-413-35-MTP ARTEP 5-416-14-MTP ARTEP 5-416-34-MTP ARTEP 5-417-13-MTP ARTEP 5-417-17-MTP ARTEP 5-417-35-MTP ARTEP 5-423-11-MTP ARTEP 5-423-35-MTP ARTEP 5-424-35-MTP

SUPPORTING COLLECTIVE TASKS

Task Number	Task Title	References
		ARTEP 5-425-66-MTP
		ARTEP 5-426-34-MTP
		ARTEP 5-427-10-MTP
		ARTEP 5-427-35-MTP
		ARTEP 5-434-35-MTP
		ARTEP 5-435-66-MTP
		ARTEP 5-435-67-MTP
		ARTEP 5-436-35-MTP
		ARTEP 5-436-37-MTP
		ARTEP 5-437-10-MTP
		ARTEP 5-437-11-MTP
		ARTEP 5-437-36-MTP
		ARTEP 5-437-38-MTP
		ARTEP 5-443-35-MTP
		ARTEP 5-445-64-MTP
		ARTEP 5-445-66-MTP
		ARTEP 5-446-34-MTP
		ARTEP 5-446-36-MTP
		ARTEP 5-447-10-MTP
		ARTEP 5-447-11-MTP
		ARTEP 5-447-35-MTP
		ARTEP 5-447-37-MTP
		ARTEP 5-463-10-MTP
		ARTEP 5-463-12-MTP
		ARTEP 5-463-15-MTP
		ARTEP 5-463-17-MTP
		ARTEP 5-463-35-MTP
		ARTEP 5-463-36-MTP
		ARTEP 5-473-35-MTP
		ARTEP 5-493-38-MTP
		ARTEP 5-500-21-MTP
		ARTEP 5-500-22-MTP
		ARTEP 5-500-24-MTP
		ARTEP 5-500-66-MTP
		ARTEP 5-510-10-MTP
		ARTEP 5-510-12-MTP
		ARTEP 5-510-14-MTP
		ARTEP 5-510-16-MTP
		ARTEP 5-510-18-MTP
		ARTEP 5-520-10-MTP
		ARTEP 5-520-12-MTP
		ARTEP 5-520-14-MTP
		ARTEP 5-530-10-MTP
		ARTEP 5-530-12-MTP
		ARTEP 5-530-14-MTP
		ARTEP 5-530-16-MTP
		ARTEP 5-540-10-MTP
		ARTEP 5-540-11-MTP
		ARTEP 5-540-12-MTP
		ARTEP 5-540-13-MTP
		ARTEP 5-602-68-MTP
		ARTEP 5-603-35-MTP
		ARTEP 5-606-34-MTP

SUPPORTING COLLECTIVE TASKS

Task Number	Task Title	References
10-2-0318.05-T01A	Perform Unit Graves Registration (GRREG) Operations	ARTEP 5-607-35-MTP
		ARTEP 5-608-35-MTP
		ARTEP 5-616-34-MTP
		ARTEP 5-617-10-MTP
		ARTEP 5-617-11-MTP
		ARTEP 5-617-35-MTP
		ARTEP 5-026-34-MTP
		ARTEP 5-027-10-MTP
		ARTEP 5-027-35-MTP
		ARTEP 5-053-11-MTP
		ARTEP 5-053-12-MTP
		ARTEP 5-053-35-MTP
		ARTEP 5-063-10-MTP
		ARTEP 5-063-11-MTP
		ARTEP 5-063-35-MTP
		ARTEP 5-113-11-MTP
		ARTEP 5-113-12-MTP
		ARTEP 5-113-35-MTP
		ARTEP 5-145-12-MTP
		ARTEP 5-145-32-MTP
		ARTEP 5-156-34-MTP
		ARTEP 5-157-10-MTP
		ARTEP 5-157-35-MTP
		ARTEP 5-216-34-MTP
		ARTEP 5-217-10-MTP
		ARTEP 5-217-35-MTP
		ARTEP 5-335-60-MTP
		ARTEP 5-335-65-MTP
		ARTEP 5-335-70-MTP
		ARTEP 5-336-34-MTP
		ARTEP 5-337-10-MTP
		ARTEP 5-337-35-MTP
		ARTEP 5-413-35-MTP
		ARTEP 5-416-14-MTP
ARTEP 5-416-34-MTP		
ARTEP 5-417-13-MTP		
ARTEP 5-417-17-MTP		
ARTEP 5-417-35-MTP		
ARTEP 5-423-11-MTP		
ARTEP 5-423-35-MTP		
ARTEP 5-424-35-MTP		
ARTEP 5-426-34-MTP		
ARTEP 5-427-10-MTP		
ARTEP 5-427-35-MTP		
ARTEP 5-434-35-MTP		
ARTEP 5-436-35-MTP		
ARTEP 5-436-37-MTP		
ARTEP 5-437-10-MTP		
ARTEP 5-437-11-MTP		
ARTEP 5-437-36-MTP		
ARTEP 5-437-38-MTP		
ARTEP 5-443-35-MTP		

SUPPORTING COLLECTIVE TASKS

Task Number	Task Title	References
		ARTEP 5-446-34-MTP
		ARTEP 5-446-36-MTP
		ARTEP 5-447-10-MTP
		ARTEP 5-447-11-MTP
		ARTEP 5-447-35-MTP
		ARTEP 5-447-37-MTP
		ARTEP 5-463-10-MTP
		ARTEP 5-463-12-MTP
		ARTEP 5-463-15-MTP
		ARTEP 5-463-17-MTP
		ARTEP 5-463-35-MTP
		ARTEP 5-463-36-MTP
		ARTEP 5-473-35-MTP
		ARTEP 5-493-38-MTP
		ARTEP 5-500-21-MTP
		ARTEP 5-500-22-MTP
		ARTEP 5-500-24-MTP
		ARTEP 5-510-10-MTP
		ARTEP 5-510-12-MTP
		ARTEP 5-510-14-MTP
		ARTEP 5-510-16-MTP
		ARTEP 5-510-18-MTP
		ARTEP 5-520-10-MTP
		ARTEP 5-530-10-MTP
		ARTEP 5-530-12-MTP
		ARTEP 5-540-10-MTP
		ARTEP 5-540-11-MTP
		ARTEP 5-540-12-MTP
		ARTEP 5-540-13-MTP
		ARTEP 5-603-35-MTP
		ARTEP 5-606-34-MTP
		ARTEP 5-607-35-MTP
		ARTEP 5-608-35-MTP
		ARTEP 5-616-34-MTP
		ARTEP 5-617-35-MTP

OPFOR TASKS AND STANDARDS

TASK: Surrender to the Capturing Unit on the Battlefield (5-OPFOR-0024)

CONDITION: The enemy has captured the opposing forces (OPFOR) element's soldiers, documents, and equipment sensitive to the OPFOR tactical operations.

STANDARD: The OPFOR soldiers retain or destroy documents and equipment. The OPFOR element surrenders documents and equipment of no tactical use to the enemy and attempts to conceal or destroy items of tactical value. The OPFOR element attempts escape and evasion. 1. Prevents the successful capture of documents and equipment. 2. Destroys documents and equipment. 3. Removes identifying markings from equipment. 4. Removes unit-identifying insignia. 5. Provides misleading information. 6. Plans an escape. 7. Delays movement to the nearest collection point. 8. Prevents safeguarding of enemy prisoners of war (EPWs) in order to cause embarrassment to the United States (US).

TASK: Conduct an Ambush (5-OPFOR-0007)

CONDITION: The enemy is moving in a convoy. The opposing forces (OPFOR) element is positioned along the enemy's route.

STANDARD: The OPFOR element inflicts casualties on the enemy and causes vehicle and equipment damage. 1. Prepares an ambush site before the element arrives. 2. Surprises march element forces. 3. Inflicts heavy casualties within the designated kill zone. 4. Inflicts heavy damage to vehicles and equipment within the designated kill zone. 5. Delays the march element from reaching a specified destination for a specified period of time. 6. Withdraws on order. 7. Sustains no casualties. 8. Reports actions to superiors.

TASK: Disrupt Movement (5-OPFOR-0014)

CONDITION: The enemy is expected to move through the opposing forces (OPFOR) element's area of operations. The OPFOR element has received an operation order (OPORD) or fragmentary order (FRAGO) to disrupt enemy movement. The enemy has the capability to defend with direct fire and antiarmor weapons.

STANDARD: The OPFOR element delays enemy movement. 1. Delays the element. 2. Forces the element to deviate from its route. 3. Prevents the element from reaching its destination. 4. Surprises the element's main body.

TASK: Disrupt a Route Reconnaissance (5-OPFOR-0021)

CONDITION: The enemy is conducting a route reconnaissance. The opposing forces (OPFOR) element is positioned along the enemy's route.

STANDARD: The OPFOR element attempts to disrupt a squad/section conducting a route reconnaissance. 1. Prevents the unit from meeting its specified time schedule. 2. Forces the unit to deviate from its specified route. 3. Prevents the unit from reaching its assigned destination. 4. Surprises the squad/section. 5. Inflicts casualties on the unit.

TASK: Disrupt a Net Control Station (NCS) (5-OPFOR-0019)

CONDITION: The enemy has established a NCS. The opposing forces (OPFOR) element has radio and jamming equipment.

STANDARD: The OPFOR element attempts to disrupt an NCS. 1. Attempts to locate the radio frequency that the unit is operating on. 2. Attempts to enter the radio net. 3. Attempts to issue "bogus" orders to a unit on the net. 4. Jams the radio frequency and forces the unit to go to an alternate frequency.

TASK: Disrupt Construction of Vehicle Fighting Positions (5-OPFOR-0020)

CONDITION: The opposing forces (OPFOR) element has located the enemy. The priority intelligence requirements (PIR) and other intelligence obtained by OPFOR patrols indicate the enemy is constructing vehicle fighting positions within its defensive area. The OPFOR element has automatic and antiarmor weapons and light mortars.

STANDARD: The OPFOR element attempts to disrupt the enemy's efforts to establish vehicle fighting positions. 1. Locates the defensive area. 2. Surprises the main body. 3. Penetrates the defensive area with squad-size probes. 4. Inflicts casualties on the unit. 5. Destroys vehicles. 6. Disrupts the unit's preparations (prevents or delays beyond the unit's allotted time).

TASK: Defeat Obstacles (5-OPFOR-0009)

CONDITION: The opposing forces (OPFOR) element encounters an obstacle that blocks the avenue of approach as it advances upon the enemy forces.

STANDARD: The OPFOR element bypasses or breaches the enemy obstacle. 1. Detects the obstacle before halting its main body. 2. Defeats the obstacle. a. Bypasses the obstacle without entering the engagement areas. b. Breaches the obstacle within 45 minutes and passes its entire force through the obstacle. 3. Does not incur degradation to the point that the mission must be discontinued.

TASK: Conduct an Attack (5-OPFOR-0008)

CONDITION: The enemy is conducting tactical operations. The opposing forces (OPFOR) element receives orders to attack the enemy, the area of occupation, or the main supply route (MSR) with smoke.

STANDARD: The OPFOR element disrupts the enemy's movement and smoke operations. 1. Determines the delivery method of the smoke attack. 2. Locates the target. 3. Delivers the smoke attack downwind. 4. Attacks the enemy with smoke, and surge attacks when the enemy responds to the smoke.

TASK: Conduct an Aerial Reconnaissance (5-OPFOR-0010)

CONDITION: The opposing forces (OPFOR) headquarters (HQ) element requires intelligence on the locations and identification of enemy elements. An aircraft is dispatched to take photographs and make a visual inspection of the enemy rear area.

STANDARD: The OPFOR element gathers photograph intelligence of the enemy. 1. Photographs the assigned sectors. 2. Makes quick visual checks where the ceiling is low. 3. Locates enemy positions in the area, particularly support and storage bases, and command and control (C2) facilities. 4. Sustains no loss of aircraft. 5. Reports priority intelligence requirements (PIR) and other information requirements to the OPFOR HQ.

TASK: Conduct Terrorist and Saboteur Attacks (5-OPFOR-0005)

CONDITION: The opposing forces (OPFOR) element dispatches small teams into the enemy's rear area to disrupt combat service support (CSS) operations.

STANDARD: The enemy sustains disrupted command and control (C2), destroyed equipment and supplies, and light casualties. 1. Locates rear support bases and C2 facilities. 2. Delays and disrupts CSS operations through probes. 3. Infiltrates CSS bases to conduct sabotage and terrorist activities. 4. Inflicts light casualties. 5. Destroys supplies and equipment.

TASK: Disrupt Defensive Preparations (5-OPFOR-0018)

CONDITION: The opposing forces (OPFOR) element has located the enemy. Priority intelligence requirements (PIR) and other intelligence requirements obtained by OPFOR patrols indicate that the enemy elements are establishing defensive positions. The OPFOR element has automatic and antiarmor weapons and light mortars.

STANDARD: The OPFOR element disrupts and delays the enemy's defensive preparations. 1. Locates and penetrates the enemy's security system. 2. Forces the enemy to delay defensive preparations. 3. Disrupts the enemy's obstacle preparations.

TASK: Disrupt Quartering Party Operations (5-OPFOR-0017)

CONDITION: The enemy is conducting quartering party operations. It has established an assembly area (AA) but has not moved in the main body.

STANDARD: The opposing forces (OPFOR) element attempts to disrupt quartering party operations and infiltrate the enemy's AA. 1. Locates the quartering party and the AA. 2. Surprises the main body. 3. Penetrates the AA with squad-size probes. 4. Inflicts personnel casualties and vehicle damage. 5. Disrupts the unit's preparations (prevents or delays beyond the unit's allotted time).

TASK: Disrupt Enemy Movement and Operations Using Tactical Nuclear Weapons (5-OPFOR-0016)

CONDITION: The opposing forces (OPFOR) element has located the enemy. Priority intelligence requirements (PIR) and other intelligence requirements have been obtained by OPFOR patrols. Tactical nuclear weapons are employed against key locations in the rear area.

STANDARD: The OPFOR element disrupts enemy movement and operations. 1. Disrupts or delays the movement of the enemy's equipment and supplies to the forward areas. 2. Destroys enemy equipment and supplies. 3. Inflicts a high rate of nuclear casualties among the enemy forces. 4. Denies the enemy the use of specified areas. 5. Contaminates the enemy's equipment and supplies.

TASK: Disrupt Enemy Movement and Operations Using Persistent and Nonpersistent Chemical Weapons (5-OPFOR-0015)

CONDITION: The opposing forces (OPFOR) element has located the enemy. Priority intelligence requirements (PIR) and other intelligence requirements have been obtained by OPFOR patrols. The OPFOR units deliver chemical agents, by means of conventional artillery weapons or aircraft, along selected supply routes and key bases in the rear area.

STANDARD: The OPFOR element disrupts enemy movement and operations using persistent and nonpersistent chemical weapons. 1. Delivers chemical agents in low and densely wooded areas. 2. Delays the movement of enemy supplies and equipment to the forward areas. 3. Restricts the movement of the enemy units in the rear area. 4. Channels the movement of enemy units into predesignated ambush areas. 5. Contaminates enemy supplies and equipment. 6. Inflicts a high rate of casualties on enemy forces.

TASK: Counter Passage of Lines (5-OPFOR-0012)

CONDITION: Enemy forces are in defensive positions, but they are expected to attempt passage-of-lines operations. The opposing forces (OPFOR) received orders to disrupt enemy passage-of-lines operations.

STANDARD: The OPFOR element delays or prevents enemy passage of lines. 1. Delays the passage. 2. Prevents the company from moving all personnel through the stationary unit. 3. Engages the main body of either the moving or the stationary unit.

TASK: Defend a Minefield (5-OPFOR-0023)

CONDITION: The enemy is conducting a minefield sweeping operation. The opposing forces (OPFOR) element has a minefield placed in the enemy's path. The minefield is under constant observation and fire.

STANDARD: The OPFOR element defends a minefield against an enemy element conducting a minefield sweeping operation. 1. Prevents the unit from detecting the obstacle. 2. Disrupts the minefield sweeping operation. 3. Prevents the unit from conducting the minefield sweeping operation, prevents the unit from moving all personnel through the breach or delays the completion of the minefield sweeping operation for more than 45 minutes.

TASK: Conduct Sniper Operations (5-OPFOR-0006)

CONDITION: The opposing forces (OPFOR) element has assigned snipers (regular or irregular elements) in the enemy's rear area along the main supply route (MSR) and near support sites.

STANDARD: The OPFOR element kills or wounds targets. 1. Sets up a well-concealed location. 2. Engages vehicle drivers or personnel on foot with short bursts of semiautomatic fire. 3. Kills or wounds selected targets. 4. Prevents the position from being discovered by enemy forces. 5. Evacuates the area without being spotted. 6. Reports all specified priority intelligence requirements (PIR) and other intelligence requirements to the OPFOR headquarters (HQ).

TASK: Conduct Air Attacks (5-OPFOR-0002)

CONDITION: The opposing forces (OPFOR) element in the rear area has forwarded the positions of the enemy support sites or the locations of moving elements. The OPFOR aircraft have been dispatched to attack enemy installations or convoys.

STANDARD: The OPFOR element attempts to delay, disrupt, or damage the enemy targets by air. 1. Locates the target (support sites or convoys). 2. Makes attack runs on the designated targets. 3. Inflicts heavy damage to the selected target. 4. Sustains no loss of aircraft. 5. Delays moving the force for more than one hour.

TASK: Conduct a Raid (5-OPFOR-0004)

CONDITION: The opposing forces (OPFOR) element has occupied an objective rally point and has orders to conduct a raid on a combat service support (CSS) base.

STANDARD: The OPFOR element infiltrates the enemy's base and destroys all of the targets. 1. Surprises the enemy forces. 2. Assaults the support base and accomplishes the assigned tasks. 3. Destroys the specified equipment and supplies. 4. Avoids being decisively engaged. 5. Withdraws all personnel from the objective areas within the time prescribed. 6. Obtains all priority intelligence requirements (PIR) from the raid site. 7. Sustains only light casualties from enemy fire.

TASK: Attack (5-OPFOR-0001)

CONDITION: The opposing forces (OPFOR) element has located the enemy. The priority intelligence requirements (PIR) and other intelligence requirements have been obtained by OPFOR patrols. The OPFOR element has automatic and antiarmor weapons and light mortars.

STANDARD: The OPFOR element attempts to seize the terrain, vehicles, or equipment. 1. Develops an attack plan. 2. Surprises the enemy unit's main body. 3. Initiates the attack using a scheme of maneuver that exploits the enemy's flanks, gaps, and weaknesses. 4. Uses covered and concealed routes to approach the enemy forces' flanks, gaps, or weakly held areas. 5. Employs indirect fire to support the attack. 6. Penetrates enemy defenses. 7. Destroys equipment and supplies. 8. Inflicts heavy casualties. 9. Isolates the combat service support (CSS) base by blocking reinforcements. 10. Forces enemy units to displace. 11. Avoids being fixed in one position. 12. Withdraws before the CSS base is reinforced with tactical combat forces.

TASK: Disrupt Assembly Area (AA) Activities (5-OPFOR-0013)

CONDITION: Intelligence reports indicate that platoon- and company-size enemy units are operating in the opposing forces (OPFOR) area of operations. Enemy units can defend from AAs with direct fire, antiarmor weapons, and indirect fire. The enemy has close air support (CAS) and nuclear, biological, and chemical (NBC) capabilities.

STANDARD: The OPFOR element locates and disrupts the enemy's AA activities. 1. Locates the element's AA. 2. Probes the AA with squad- or team-size elements. 3. Inflicts more than 5 percent casualties on the element. 4. Disrupts the element's preparations (prevents or delays beyond the element's allotted time).

TASK: Disrupt an Engineer Reconnaissance (5-OPFOR-0022)

CONDITION: The enemy is conducting an engineer reconnaissance. The opposing forces (OPFOR) element is positioned along the enemy's route.

STANDARD: The OPFOR element disrupts an engineer reconnaissance. 1. Prevents the unit from meeting its specified time schedule. 2. Forces the unit to deviate from its specified route. 3. Prevents the unit from accomplishing its assigned engineer reconnaissance. 4. Surprises the unit conducting the reconnaissance.

TASK: Maintain Contact (5-OPFOR-0003)

CONDITION: The opposing forces (OPFOR) element is engaged with enemy base defense forces. The enemy forces are withdrawing under pressure.

STANDARD: The OPFOR element maintains enemy contact while the enemy withdraws. 1. Engages the enemy forces decisively. 2. Advances the OPFOR as the enemy forces withdraw. 3. Inflicts heavy casualties. 4. Captures the members of the enemy force. 5. Captures documents and equipment. 6. Safeguards captured documents, equipment, and personnel.

- ELEMENTS:** Three Combat Support Element Platoon Headquarters
 Three Earthmoving Sections
 Three Dump Truck Sections
 Three Equipment Sections
 Maintenance Platoon Headquarters
 Maintenance Section
 Horizontal Construction Platoon
 Embankment Squad
 Grading and Compact Squad
 Excavation Squad
 Two General Construction Platoons
 Six General Construction Squads

TASK: Establish Jobsite Security (05-3-0904.05-R01A)
 (FM 7-8) (FM 5-10) (FM 5-34)
 (FM 71-1) (FM 7-7)

ITERATION: 1 2 3 4 5 M (Circle)

COMMANDER/LEADER ASSESSMENT: T P U (Circle)

CONDITIONS: The element receives a fragmentary order (FRAGO) or an operation order (OPORD) to conduct a tactical mission at an eight-digit grid location. Digital units have performed functionality checks, and systems are operational. This task is performed during darkness and daylight and in all weather conditions. Some iterations of this task should be performed in MOPP4.

TASK STANDARDS: The element establishes local security and tenable defensive positions that provide early warning and protection from an enemy attack. The enemy's presence is not a surprise. The only time restraints are those specified in the FRAGO or the OPORD. Digital units submit reports and locations using frequency-modulated (FM) or digital means to update the common operational picture (COP) and maintain situational awareness (SA) to conduct combat operations. The time required to perform this task is increased when conducting it in mission-oriented protection posture (MOPP) 4.

TASK STEPS AND PERFORMANCE MEASURES	GO	NO-GO
<p>* 1. The element leader receives a FRAGO or an OPORD to conduct a tactical mission at an eight-digit grid location.</p> <ul style="list-style-type: none"> a. Conducted a mission analysis. <ul style="list-style-type: none"> (1) If a maneuver force was providing security, the element followed procedures beginning with Subtask 4. (2) If the unit was working alone or in an isolated area, the element leader designated overwatch and reconnaissance/minesweeping teams and followed procedures beginning with Subtask 2. b. Conducted a thorough map reconnaissance. <p>NOTE: Digital units request intelligence information by requesting All-Source Analysis System (ASAS) information and Digital Topographic Support System (DTSS) products from higher headquarters (HQ).</p> <ul style="list-style-type: none"> c. Reviewed the unit's tactical standing operating procedure (TACSOP) or standing operating procedure (SOP). d. Conducted troop-leading procedures. e. Conducted precombat checks (PCCs) and precombat inspections (PCIs). <p>* 2. The element occupies a stationary overwatch position at the site. The overwatch team leader--</p> <ul style="list-style-type: none"> a. Selected a covered and concealed position. 		

TASK STEPS AND PERFORMANCE MEASURES	GO	NO-GO
<p>b. Assigned a sector of observation and fire.</p> <p>c. Directed the overwatch team to use all available sights and other visual devices to scan the sector and identify enemy forces.</p> <p>3. The reconnaissance/minesweeping team secures the site.</p> <p>a. Checked for a possible enemy ambush at the site.</p> <p>b. Located, marked, and reported any mines or unexploded ordnance (UXO) on the site. The chain of command reported the hazard to explosive ordnance disposal (EOD) personnel for disposal.</p> <p>4. The element moves into and occupies the position after the site is clear.</p> <p>* 5. The element leader reconnoiters tentative fighting positions.</p> <p>a. Identified avenues of approach.</p> <p>b. Identified observation posts (OP) or patrol routes to secure the perimeter.</p> <p>c. Identified crew-served weapons positions.</p> <p>d. Established withdrawal routes.</p> <p>e. Identified dismounted-personnel positions.</p> <p>f. Positioned vehicles in covered and concealed positions.</p> <p>g. Established sectors of fire and general positions for crew-served weapons and vehicles.</p> <p>h. Designated which fighting positions, OPs, or patrols would be manned full time. The patrol or OP team moved to an assigned position. The patrol or OP team--</p> <p>(1) Provided early warning and close-in security.</p> <p>(2) Offered cover and concealment for occupants.</p> <p>(3) Established a concealed route leading to and away from the OP.</p> <p>(4) Operated according to the unit's TACSOP or SOP until relieved.</p> <p>(5) Maintained communications with the command post.</p> <p>i. Supervised the positioning of the chemical alarm.</p> <p>(1) Placed the alarm 150 meters upwind from the unit.</p> <p>(2) Ensured that the alarm was within visible site of the elements position to prevent it from being tampered with by the enemy.</p> <p>(3) Did not place the alarm in a depression.</p> <p>(4) Moved the chemical alarm if the wind shifted.</p> <p>j. Subordinate leaders designated individual positions.</p> <p>(1) Designated primary fighting positions.</p> <p>(2) Designated alternate fighting positions.</p> <p>(3) Established sectors of fire for each individual and ensured that individual range cards and element sector sketches were complete according to the unit's TACSOP or SOP.</p> <p>NOTE: The unit's TACSOP or SOP should have a set time standard for completing the range cards and sector sketches.</p> <p>k. Maintained communications with the supported maneuver force and higher HQ.</p> <p>l. Emplaced protective obstacles, if required, based on the five-step risk management process.</p> <p>NOTE: The unit should establish alert procedures and rehearse the procedures onsite with a 100 percent occupation of the position.</p> <p>6. The element begins work.</p> <p>a. Kept individual weapons within close reach.</p> <p>b. Maintained noise and light discipline.</p> <p>c. Maintained camouflage procedures.</p> <p>d. Maintained the directed MOPP level.</p>		

TASK STEPS AND PERFORMANCE MEASURES	GO	NO-GO
e. Maintained communications with the supported maneuver force or higher HQ. NOTE: Digital units send reports and update the COP using the Force XXI Battle Command Brigade and Below (FBCB2) System or FM means according to the unit's TACSOP.		

TASK PERFORMANCE / EVALUATION SUMMARY BLOCK							
ITERATION	1	2	3	4	5	M	TOTAL
TOTAL TASK STEPS EVALUATED							
TOTAL TASK STEPS "GO"							
TRAINING STATUS "GO"/"NO-GO"							

"*" indicates a leader task step.

SUPPORTING INDIVIDUAL TASKS

Task Number	Task Title	References
031-503-4002	Supervise Unit Preparation for NBC Attack	STP 21-24-SMCT
052-194-3500	Conduct a Patrol	STP 5-12B24-SM-TG STP 5-62G13-SM-TG

SUPPORTING COLLECTIVE TASKS

Task Number	Task Title	References
05-2-0301	Camouflage Vehicles and Equipment	ARTEP 5-025-66-MTP ARTEP 5-026-34-MTP ARTEP 5-027-35-MTP ARTEP 5-053-11-MTP ARTEP 5-053-12-MTP ARTEP 5-053-35-MTP ARTEP 5-063-10-MTP ARTEP 5-063-11-MTP ARTEP 5-063-35-MTP ARTEP 5-113-11-MTP ARTEP 5-113-12-MTP ARTEP 5-113-35-MTP ARTEP 5-155-66-MTP ARTEP 5-156-34-MTP ARTEP 5-157-10-MTP ARTEP 5-157-35-MTP ARTEP 5-215-66-MTP ARTEP 5-216-34-MTP ARTEP 5-217-10-MTP ARTEP 5-217-35-MTP ARTEP 5-332-68-MTP ARTEP 5-335-65-MTP ARTEP 5-335-66-MTP ARTEP 5-335-70-MTP ARTEP 5-336-34-MTP ARTEP 5-337-10-MTP ARTEP 5-337-35-MTP ARTEP 5-413-35-MTP

SUPPORTING COLLECTIVE TASKS

Task Number	Task Title	References
		ARTEP 5-416-34-MTP
		ARTEP 5-417-13-MTP
		ARTEP 5-417-17-MTP
		ARTEP 5-417-35-MTP
		ARTEP 5-423-11-MTP
		ARTEP 5-424-35-MTP
		ARTEP 5-425-66-MTP
		ARTEP 5-426-34-MTP
		ARTEP 5-427-10-MTP
		ARTEP 5-427-35-MTP
		ARTEP 5-434-35-MTP
		ARTEP 5-435-66-MTP
		ARTEP 5-435-67-MTP
		ARTEP 5-436-35-MTP
		ARTEP 5-436-37-MTP
		ARTEP 5-437-10-MTP
		ARTEP 5-437-11-MTP
		ARTEP 5-437-36-MTP
		ARTEP 5-437-38-MTP
		ARTEP 5-443-35-MTP
		ARTEP 5-445-64-MTP
		ARTEP 5-445-66-MTP
		ARTEP 5-446-34-MTP
		ARTEP 5-446-36-MTP
		ARTEP 5-447-10-MTP
		ARTEP 5-447-11-MTP
		ARTEP 5-447-35-MTP
		ARTEP 5-447-37-MTP
		ARTEP 5-463-10-MTP
		ARTEP 5-463-12-MTP
		ARTEP 5-463-15-MTP
		ARTEP 5-463-17-MTP
		ARTEP 5-463-35-MTP
		ARTEP 5-463-36-MTP
		ARTEP 5-473-35-MTP
		ARTEP 5-493-38-MTP
		ARTEP 5-500-66-MTP
		ARTEP 5-520-10-MTP
		ARTEP 5-520-14-MTP
		ARTEP 5-530-14-MTP
		ARTEP 5-530-16-MTP
		ARTEP 5-603-35-MTP
		ARTEP 5-606-34-MTP
		ARTEP 5-607-35-MTP
05-2-0908	Conduct Quartering Party Operations	ARTEP 5-025-66-MTP
		ARTEP 5-026-34-MTP
		ARTEP 5-027-10-MTP
		ARTEP 5-027-35-MTP
		ARTEP 5-053-11-MTP
		ARTEP 5-053-12-MTP
		ARTEP 5-063-10-MTP
		ARTEP 5-063-11-MTP
		ARTEP 5-063-35-MTP

SUPPORTING COLLECTIVE TASKS

Task Number	Task Title	References
		ARTEP 5-113-11-MTP
		ARTEP 5-113-12-MTP
		ARTEP 5-113-35-MTP
		ARTEP 5-155-66-MTP
		ARTEP 5-156-34-MTP
		ARTEP 5-157-10-MTP
		ARTEP 5-157-35-MTP
		ARTEP 5-215-66-MTP
		ARTEP 5-216-34-MTP
		ARTEP 5-217-10-MTP
		ARTEP 5-217-35-MTP
		ARTEP 5-335-70-MTP
		ARTEP 5-337-10-MTP
		ARTEP 5-337-35-MTP
		ARTEP 5-413-35-MTP
		ARTEP 5-416-34-MTP
		ARTEP 5-417-35-MTP
		ARTEP 5-423-35-MTP
		ARTEP 5-424-35-MTP
		ARTEP 5-425-66-MTP
		ARTEP 5-426-34-MTP
		ARTEP 5-427-10-MTP
		ARTEP 5-427-35-MTP
		ARTEP 5-434-35-MTP
		ARTEP 5-436-35-MTP
		ARTEP 5-436-37-MTP
		ARTEP 5-437-10-MTP
		ARTEP 5-437-11-MTP
		ARTEP 5-437-36-MTP
		ARTEP 5-437-38-MTP
		ARTEP 5-443-35-MTP
		ARTEP 5-445-64-MTP
		ARTEP 5-445-66-MTP
		ARTEP 5-446-34-MTP
		ARTEP 5-446-36-MTP
		ARTEP 5-447-10-MTP
		ARTEP 5-447-11-MTP
		ARTEP 5-447-35-MTP
		ARTEP 5-447-37-MTP
		ARTEP 5-463-10-MTP
		ARTEP 5-463-12-MTP
		ARTEP 5-463-15-MTP
		ARTEP 5-463-17-MTP
		ARTEP 5-463-35-MTP
		ARTEP 5-463-36-MTP
		ARTEP 5-473-35-MTP
		ARTEP 5-493-38-MTP
		ARTEP 5-500-66-MTP
		ARTEP 5-603-35-MTP
		ARTEP 5-606-34-MTP
		ARTEP 5-607-35-MTP
		ARTEP 5-608-35-MTP
05-2-1218	Conduct Report Procedures	ARTEP 5-026-34-MTP

SUPPORTING COLLECTIVE TASKS

Task Number	Task Title	References
		ARTEP 5-027-10-MTP
		ARTEP 5-053-11-MTP
		ARTEP 5-053-12-MTP
		ARTEP 5-053-35-MTP
		ARTEP 5-063-10-MTP
		ARTEP 5-063-11-MTP
		ARTEP 5-063-35-MTP
		ARTEP 5-113-11-MTP
		ARTEP 5-113-12-MTP
		ARTEP 5-113-35-MTP
		ARTEP 5-156-34-MTP
		ARTEP 5-157-10-MTP
		ARTEP 5-216-34-MTP
		ARTEP 5-217-10-MTP
		ARTEP 5-335-60-MTP
		ARTEP 5-335-65-MTP
		ARTEP 5-337-10-MTP
		ARTEP 5-337-35-MTP
		ARTEP 5-423-11-MTP
		ARTEP 5-424-35-MTP
		ARTEP 5-426-34-MTP
		ARTEP 5-427-10-MTP
		ARTEP 5-434-35-MTP
		ARTEP 5-435-67-MTP
		ARTEP 5-437-10-MTP
		ARTEP 5-437-11-MTP
		ARTEP 5-437-36-MTP
		ARTEP 5-437-38-MTP
		ARTEP 5-446-34-MTP
		ARTEP 5-446-36-MTP
		ARTEP 5-447-10-MTP
		ARTEP 5-447-11-MTP
		ARTEP 5-463-10-MTP
		ARTEP 5-463-12-MTP
		ARTEP 5-463-15-MTP
		ARTEP 5-463-17-MTP
		ARTEP 5-603-35-MTP
		ARTEP 5-026-34-MTP
05-2-7008	Prepare an Operation Order (OPORD) (Company/Platoon)	ARTEP 5-027-10-MTP
		ARTEP 5-027-35-MTP
		ARTEP 5-053-11-MTP
		ARTEP 5-053-12-MTP
		ARTEP 5-053-35-MTP
		ARTEP 5-063-10-MTP
		ARTEP 5-063-11-MTP
		ARTEP 5-063-35-MTP
		ARTEP 5-113-11-MTP
		ARTEP 5-113-12-MTP
		ARTEP 5-113-35-MTP
		ARTEP 5-145-12-MTP
		ARTEP 5-145-32-MTP
		ARTEP 5-156-34-MTP

SUPPORTING COLLECTIVE TASKS

Task Number	Task Title	References
		ARTEP 5-157-10-MTP
		ARTEP 5-157-35-MTP
		ARTEP 5-216-34-MTP
		ARTEP 5-217-10-MTP
		ARTEP 5-217-35-MTP
		ARTEP 5-335-60-MTP
		ARTEP 5-335-65-MTP
		ARTEP 5-335-70-MTP
		ARTEP 5-336-34-MTP
		ARTEP 5-337-10-MTP
		ARTEP 5-337-35-MTP
		ARTEP 5-413-35-MTP
		ARTEP 5-416-14-MTP
		ARTEP 5-416-34-MTP
		ARTEP 5-417-13-MTP
		ARTEP 5-423-11-MTP
		ARTEP 5-423-35-MTP
		ARTEP 5-424-35-MTP
		ARTEP 5-426-34-MTP
		ARTEP 5-427-10-MTP
		ARTEP 5-427-35-MTP
		ARTEP 5-434-35-MTP
		ARTEP 5-436-35-MTP
		ARTEP 5-436-37-MTP
		ARTEP 5-437-10-MTP
		ARTEP 5-437-11-MTP
		ARTEP 5-437-36-MTP
		ARTEP 5-437-38-MTP
		ARTEP 5-446-34-MTP
		ARTEP 5-446-36-MTP
		ARTEP 5-447-10-MTP
		ARTEP 5-447-11-MTP
		ARTEP 5-447-35-MTP
		ARTEP 5-447-37-MTP
		ARTEP 5-463-10-MTP
		ARTEP 5-463-12-MTP
		ARTEP 5-463-15-MTP
		ARTEP 5-463-17-MTP
		ARTEP 5-463-35-MTP
		ARTEP 5-463-36-MTP
		ARTEP 5-473-35-MTP
		ARTEP 5-493-38-MTP
		ARTEP 5-500-66-MTP
		ARTEP 5-520-10-MTP
		ARTEP 5-520-12-MTP
		ARTEP 5-520-14-MTP
		ARTEP 5-530-14-MTP
		ARTEP 5-530-16-MTP
		ARTEP 5-603-35-MTP
		ARTEP 5-605-66-MTP
		ARTEP 5-607-35-MTP
		ARTEP 5-608-35-MTP
		ARTEP 5-616-34-MTP

SUPPORTING COLLECTIVE TASKS

Task Number	Task Title	References
		ARTEP 5-617-10-MTP
		ARTEP 5-617-11-MTP
		ARTEP 5-617-35-MTP

OPFOR TASKS AND STANDARDS

TASK: Defend a Minefield (5-OPFOR-0023)

CONDITION: The enemy is conducting a minefield sweeping operation. The opposing forces (OPFOR) element has a minefield placed in the enemy's path. The minefield is under constant observation and fire.

STANDARD: The OPFOR element defends a minefield against an enemy element conducting a minefield sweeping operation. 1. Prevents the unit from detecting the obstacle. 2. Disrupts the minefield sweeping operation. 3. Prevents the unit from conducting the minefield sweeping operation, prevents the unit from moving all personnel through the breach or delays the completion of the minefield sweeping operation for more than 45 minutes.

TASK: Attack (5-OPFOR-0001)

CONDITION: The opposing forces (OPFOR) element has located the enemy. The priority intelligence requirements (PIR) and other intelligence requirements have been obtained by OPFOR patrols. The OPFOR element has automatic and antiarmor weapons and light mortars.

STANDARD: The OPFOR element attempts to seize the terrain, vehicles, or equipment. 1. Develops an attack plan. 2. Surprises the enemy unit's main body. 3. Initiates the attack using a scheme of maneuver that exploits the enemy's flanks, gaps, and weaknesses. 4. Uses covered and concealed routes to approach the enemy forces' flanks, gaps, or weakly held areas. 5. Employs indirect fire to support the attack. 6. Penetrates enemy defenses. 7. Destroys equipment and supplies. 8. Inflicts heavy casualties. 9. Isolates the combat service support (CSS) base by blocking reinforcements. 10. Forces enemy units to displace. 11. Avoids being fixed in one position. 12. Withdraws before the CSS base is reinforced with tactical combat forces.

TASK: Conduct Air Attacks (5-OPFOR-0002)

CONDITION: The opposing forces (OPFOR) element in the rear area has forwarded the positions of the enemy support sites or the locations of moving elements. The OPFOR aircraft have been dispatched to attack enemy installations or convoys.

STANDARD: The OPFOR element attempts to delay, disrupt, or damage the enemy targets by air. 1. Locates the target (support sites or convoys). 2. Makes attack runs on the designated targets. 3. Inflicts heavy damage to the selected target. 4. Sustains no loss of aircraft. 5. Delays moving the force for more than one hour.

TASK: Conduct a Raid (5-OPFOR-0004)

CONDITION: The opposing forces (OPFOR) element has occupied an objective rally point and has orders to conduct a raid on a combat service support (CSS) base.

STANDARD: The OPFOR element infiltrates the enemy's base and destroys all of the targets. 1. Surprises the enemy forces. 2. Assaults the support base and accomplishes the assigned tasks. 3. Destroys the specified equipment and supplies. 4. Avoids being decisively engaged. 5. Withdraws all personnel from the objective areas within the time prescribed. 6. Obtains all priority intelligence requirements (PIR) from the raid site. 7. Sustains only light casualties from enemy fire.

TASK: Conduct Terrorist and Saboteur Attacks (5-OPFOR-0005)

CONDITION: The opposing forces (OPFOR) element dispatches small teams into the enemy's rear area to disrupt combat service support (CSS) operations.

STANDARD: The enemy sustains disrupted command and control (C2), destroyed equipment and supplies, and light casualties. 1. Locates rear support bases and C2 facilities. 2. Delays and disrupts CSS operations through probes. 3. Infiltrates CSS bases to conduct sabotage and terrorist activities. 4. Inflicts light casualties. 5. Destroys supplies and equipment.

TASK: Conduct Sniper Operations (5-OPFOR-0006)

CONDITION: The opposing forces (OPFOR) element has assigned snipers (regular or irregular elements) in the enemy's rear area along the main supply route (MSR) and near support sites.

STANDARD: The OPFOR element kills or wounds targets. 1. Sets up a well-concealed location. 2. Engages vehicle drivers or personnel on foot with short bursts of semiautomatic fire. 3. Kills or wounds selected targets. 4. Prevents the position from being discovered by enemy forces. 5. Evacuates the area without being spotted. 6. Reports all specified priority intelligence requirements (PIR) and other intelligence requirements to the OPFOR headquarters (HQ).

TASK: Conduct an Attack (5-OPFOR-0008)

CONDITION: The enemy is conducting tactical operations. The opposing forces (OPFOR) element receives orders to attack the enemy, the area of occupation, or the main supply route (MSR) with smoke.

STANDARD: The OPFOR element disrupts the enemy's movement and smoke operations. 1. Determines the delivery method of the smoke attack. 2. Locates the target. 3. Delivers the smoke attack downwind. 4. Attacks the enemy with smoke, and surge attacks when the enemy responds to the smoke.

TASK: Conduct an Aerial Reconnaissance (5-OPFOR-0010)

CONDITION: The opposing forces (OPFOR) headquarters (HQ) element requires intelligence on the locations and identification of enemy elements. An aircraft is dispatched to take photographs and make a visual inspection of the enemy rear area.

STANDARD: The OPFOR element gathers photograph intelligence of the enemy. 1. Photographs the assigned sectors. 2. Makes quick visual checks where the ceiling is low. 3. Locates enemy positions in the area, particularly support and storage bases, and command and control (C2) facilities. 4. Sustains no loss of aircraft. 5. Reports priority intelligence requirements (PIR) and other information requirements to the OPFOR HQ.

TASK: Gather Intelligence (5-OPFOR-0011)

CONDITION: The opposing forces (OPFOR) small element, operating in the rear area, is planning attacks on enemy bases. Information is needed to complete the plans.

STANDARD: The OPFOR element infiltrates, gathers intelligence information, and submits its findings to the command. 1. Identifies all priority intelligence requirements (PIR) and other intelligence requirements. 2. Passes through any outpost, defensive wire, or warning devices undetected. 3. Moves to an observation point that offers cover and concealment and is clear enough to gather PIR and other intelligence requirements. 4. Gathers all PIR and other intelligence requirements. 5. Withdraws from the area undetected. 6. Reports all information to the OPFOR headquarters (HQ).

TASK: Disrupt a Route Reconnaissance (5-OPFOR-0021)

CONDITION: The enemy is conducting a route reconnaissance. The opposing forces (OPFOR) element is positioned along the enemy's route.

STANDARD: The OPFOR element attempts to disrupt a squad/section conducting a route reconnaissance. 1. Prevents the unit from meeting its specified time schedule. 2. Forces the unit to deviate from its specified route. 3. Prevents the unit from reaching its assigned destination. 4. Surprises the squad/section. 5. Inflicts casualties on the unit.

TASK: Maintain Contact (5-OPFOR-0003)

CONDITION: The opposing forces (OPFOR) element is engaged with enemy base defense forces. The enemy forces are withdrawing under pressure.

STANDARD: The OPFOR element maintains enemy contact while the enemy withdraws. 1. Engages the enemy forces decisively. 2. Advances the OPFOR as the enemy forces withdraw. 3. Inflicts heavy casualties. 4. Captures the members of the enemy force. 5. Captures documents and equipment. 6. Safeguards captured documents, equipment, and personnel.

TASK: Disrupt a Net Control Station (NCS) (5-OPFOR-0019)

CONDITION: The enemy has established a NCS. The opposing forces (OPFOR) element has radio and jamming equipment.

STANDARD: The OPFOR element attempts to disrupt an NCS. 1. Attempts to locate the radio frequency that the unit is operating on. 2. Attempts to enter the radio net. 3. Attempts to issue "bogus" orders to a unit on the net. 4. Jams the radio frequency and forces the unit to go to an alternate frequency.

TASK: Disrupt Construction of Vehicle Fighting Positions (5-OPFOR-0020)

CONDITION: The opposing forces (OPFOR) element has located the enemy. The priority intelligence requirements (PIR) and other intelligence obtained by OPFOR patrols indicate the enemy is constructing vehicle fighting positions within its defensive area. The OPFOR element has automatic and antiarmor weapons and light mortars.

STANDARD: The OPFOR element attempts to disrupt the enemy's efforts to establish vehicle fighting positions. 1. Locates the defensive area. 2. Surprises the main body. 3. Penetrates the defensive area with squad-size probes. 4. Inflicts casualties on the unit. 5. Destroys vehicles. 6. Disrupts the unit's preparations (prevents or delays beyond the unit's allotted time).

TASK: Defeat Obstacles (5-OPFOR-0009)

CONDITION: The opposing forces (OPFOR) element encounters an obstacle that blocks the avenue of approach as it advances upon the enemy forces.

STANDARD: The OPFOR element bypasses or breaches the enemy obstacle. 1. Detects the obstacle before halting its main body. 2. Defeats the obstacle. a. Bypasses the obstacle without entering the engagement areas. b. Breaches the obstacle within 45 minutes and passes its entire force through the obstacle. 3. Does not incur degradation to the point that the mission must be discontinued.

TASK: Disrupt an Engineer Reconnaissance (5-OPFOR-0022)

CONDITION: The enemy is conducting an engineer reconnaissance. The opposing forces (OPFOR) element is positioned along the enemy's route.

STANDARD: The OPFOR element disrupts an engineer reconnaissance. 1. Prevents the unit from meeting its specified time schedule. 2. Forces the unit to deviate from its specified route. 3. Prevents the unit from accomplishing its assigned engineer reconnaissance. 4. Surprises the unit conducting the reconnaissance.

TASK: Conduct an Ambush (5-OPFOR-0007)

CONDITION: The enemy is moving in a convoy. The opposing forces (OPFOR) element is positioned along the enemy's route.

STANDARD: The OPFOR element inflicts casualties on the enemy and causes vehicle and equipment damage. 1. Prepares an ambush site before the element arrives. 2. Surprises march element forces. 3. Inflicts heavy casualties within the designated kill zone. 4. Inflicts heavy damage to vehicles and equipment within the designated kill zone. 5. Delays the march element from reaching a specified destination for a specified period of time. 6. Withdraws on order. 7. Sustains no casualties. 8. Reports actions to superiors.

TASK: Surrender to the Capturing Unit on the Battlefield (5-OPFOR-0024)

CONDITION: The enemy has captured the opposing forces (OPFOR) element's soldiers, documents, and equipment sensitive to the OPFOR tactical operations.

STANDARD: The OPFOR soldiers retain or destroy documents and equipment. The OPFOR element surrenders documents and equipment of no tactical use to the enemy and attempts to conceal or destroy items of tactical value. The OPFOR element attempts escape and evasion. 1. Prevents the successful capture of documents and equipment. 2. Destroys documents and equipment. 3. Removes identifying markings from equipment. 4. Removes unit-identifying insignia. 5. Provides misleading information. 6. Plans an escape. 7. Delays movement to the nearest collection point. 8. Prevents safeguarding of enemy prisoners of war (EPWs) in order to cause embarrassment to the United States (US).

TASK: Disrupt Defensive Preparations (5-OPFOR-0018)

CONDITION: The opposing forces (OPFOR) element has located the enemy. Priority intelligence requirements (PIR) and other intelligence requirements obtained by OPFOR patrols indicate that the enemy elements are establishing defensive positions. The OPFOR element has automatic and antiarmor weapons and light mortars.

STANDARD: The OPFOR element disrupts and delays the enemy's defensive preparations. 1. Locates and penetrates the enemy's security system. 2. Forces the enemy to delay defensive preparations. 3. Disrupts the enemy's obstacle preparations.

TASK: Disrupt Quartering Party Operations (5-OPFOR-0017)

CONDITION: The enemy is conducting quartering party operations. It has established an assembly area (AA) but has not moved in the main body.

STANDARD: The opposing forces (OPFOR) element attempts to disrupt quartering party operations and infiltrate the enemy's AA. 1. Locates the quartering party and the AA. 2. Surprises the main body. 3. Penetrates the AA with squad-size probes. 4. Inflicts personnel casualties and vehicle damage. 5. Disrupts the unit's preparations (prevents or delays beyond the unit's allotted time).

TASK: Disrupt Enemy Movement and Operations Using Tactical Nuclear Weapons (5-OPFOR-0016)

CONDITION: The opposing forces (OPFOR) element has located the enemy. Priority intelligence requirements (PIR) and other intelligence requirements have been obtained by OPFOR patrols. Tactical nuclear weapons are employed against key locations in the rear area.

STANDARD: The OPFOR element disrupts enemy movement and operations. 1. Disrupts or delays the movement of the enemy's equipment and supplies to the forward areas. 2. Destroys enemy equipment and supplies. 3. Inflicts a high rate of nuclear casualties among the enemy forces. 4. Denies the enemy the use of specified areas. 5. Contaminates the enemy's equipment and supplies.

TASK: Disrupt Enemy Movement and Operations Using Persistent and Nonpersistent Chemical Weapons (5-OPFOR-0015)

CONDITION: The opposing forces (OPFOR) element has located the enemy. Priority intelligence requirements (PIR) and other intelligence requirements have been obtained by OPFOR patrols. The OPFOR units deliver chemical agents, by means of conventional artillery weapons or aircraft, along selected supply routes and key bases in the rear area.

STANDARD: The OPFOR element disrupts enemy movement and operations using persistent and nonpersistent chemical weapons. 1. Delivers chemical agents in low and densely wooded areas. 2. Delays the movement of enemy supplies and equipment to the forward areas. 3. Restricts the movement of the enemy units in the rear area. 4. Channels the movement of enemy units into predesignated ambush areas. 5. Contaminates enemy supplies and equipment. 6. Inflicts a high rate of casualties on enemy forces.

TASK: Counter Passage of Lines (5-OPFOR-0012)

CONDITION: Enemy forces are in defensive positions, but they are expected to attempt passage-of-lines operations. The opposing forces (OPFOR) received orders to disrupt enemy passage-of-lines operations.

STANDARD: The OPFOR element delays or prevents enemy passage of lines. 1. Delays the passage. 2. Prevents the company from moving all personnel through the stationary unit. 3. Engages the main body of either the moving or the stationary unit.

TASK: Disrupt Movement (5-OPFOR-0014)

CONDITION: The enemy is expected to move through the opposing forces (OPFOR) element's area of operations. The OPFOR element has received an operation order (OPORD) or fragmentary order (FRAGO) to disrupt enemy movement. The enemy has the capability to defend with direct fire and antiarmor weapons.

STANDARD: The OPFOR element delays enemy movement. 1. Delays the element. 2. Forces the element to deviate from its route. 3. Prevents the element from reaching its destination. 4. Surprises the element's main body.

TASK: Disrupt Assembly Area (AA) Activities (5-OPFOR-0013)

CONDITION: Intelligence reports indicate that platoon- and company-size enemy units are operating in the opposing forces (OPFOR) area of operations. Enemy units can defend from AAs with direct fire, antiarmor weapons, and indirect fire. The enemy has close air support (CAS) and nuclear, biological, and chemical (NBC) capabilities.

STANDARD: The OPFOR element locates and disrupts the enemy's AA activities. 1. Locates the element's AA. 2. Probes the AA with squad- or team-size elements. 3. Inflicts more than 5 percent casualties on the element. 4. Disrupts the element's preparations (prevents or delays beyond the element's allotted time).

TASK PERFORMANCE / EVALUATION SUMMARY BLOCK							
ITERATION	1	2	3	4	5	M	TOTAL
TOTAL TASK STEPS EVALUATED							
TOTAL TASK STEPS "GO"							
TRAINING STATUS "GO"/"NO-GO"							

"*" indicates a leader task step.

SUPPORTING INDIVIDUAL TASKS

Task Number	Task Title	References
093-403-5010	Recognize Military Explosive Ordnance by Type	STP 21-24-SMCT
093-403-5020	Take Immediate Action Based on Confirmation of an Explosive Hazard	STP 21-24-SMCT
093-403-5030	Report Explosive Hazard	STP 21-24-SMCT

SUPPORTING COLLECTIVE TASKS: NONE

OPFOR TASKS AND STANDARDS

TASK: Disrupt a Route Reconnaissance (5-OPFOR-0021)

CONDITION: The enemy is conducting a route reconnaissance. The opposing forces (OPFOR) element is positioned along the enemy's route.

STANDARD: The OPFOR element attempts to disrupt a squad/section conducting a route reconnaissance. 1. Prevents the unit from meeting its specified time schedule. 2. Forces the unit to deviate from its specified route. 3. Prevents the unit from reaching its assigned destination. 4. Surprises the squad/section. 5. Inflicts casualties on the unit.

TASK: Conduct an Aerial Reconnaissance (5-OPFOR-0010)

CONDITION: The opposing forces (OPFOR) headquarters (HQ) element requires intelligence on the locations and identification of enemy elements. An aircraft is dispatched to take photographs and make a visual inspection of the enemy rear area.

STANDARD: The OPFOR element gathers photograph intelligence of the enemy. 1. Photographs the assigned sectors. 2. Makes quick visual checks where the ceiling is low. 3. Locates enemy positions in the area, particularly support and storage bases, and command and control (C2) facilities. 4. Sustains no loss of aircraft. 5. Reports priority intelligence requirements (PIR) and other information requirements to the OPFOR HQ.

TASK: Conduct a Raid (5-OPFOR-0004)

CONDITION: The opposing forces (OPFOR) element has occupied an objective rally point and has orders to conduct a raid on a combat service support (CSS) base.

STANDARD: The OPFOR element infiltrates the enemy's base and destroys all of the targets. 1. Surprises the enemy forces. 2. Assaults the support base and accomplishes the assigned tasks. 3. Destroys the specified equipment and supplies. 4. Avoids being decisively engaged. 5. Withdraws all personnel from the objective areas within the time prescribed. 6. Obtains all priority intelligence requirements (PIR) from the raid site. 7. Sustains only light casualties from enemy fire.

TASK: Defeat Obstacles (5-OPFOR-0009)

CONDITION: The opposing forces (OPFOR) element encounters an obstacle that blocks the avenue of approach as it advances upon the enemy forces.

STANDARD: The OPFOR element bypasses or breaches the enemy obstacle. 1. Detects the obstacle before halting its main body. 2. Defeats the obstacle. a. Bypasses the obstacle without entering the engagement areas. b. Breaches the obstacle within 45 minutes and passes its entire force through the obstacle. 3. Does not incur degradation to the point that the mission must be discontinued.

TASK: Conduct an Attack (5-OPFOR-0008)

CONDITION: The enemy is conducting tactical operations. The opposing forces (OPFOR) element receives orders to attack the enemy, the area of occupation, or the main supply route (MSR) with smoke.

STANDARD: The OPFOR element disrupts the enemy's movement and smoke operations. 1. Determines the delivery method of the smoke attack. 2. Locates the target. 3. Delivers the smoke attack downwind. 4. Attacks the enemy with smoke, and surge attacks when the enemy responds to the smoke.

TASK: Disrupt Construction of Vehicle Fighting Positions (5-OPFOR-0020)

CONDITION: The opposing forces (OPFOR) element has located the enemy. The priority intelligence requirements (PIR) and other intelligence obtained by OPFOR patrols indicate the enemy is constructing vehicle fighting positions within its defensive area. The OPFOR element has automatic and antiarmor weapons and light mortars.

STANDARD: The OPFOR element attempts to disrupt the enemy's efforts to establish vehicle fighting positions. 1. Locates the defensive area. 2. Surprises the main body. 3. Penetrates the defensive area with squad-size probes. 4. Inflicts casualties on the unit. 5. Destroys vehicles. 6. Disrupts the unit's preparations (prevents or delays beyond the unit's allotted time).

TASK: Disrupt an Engineer Reconnaissance (5-OPFOR-0022)

CONDITION: The enemy is conducting an engineer reconnaissance. The opposing forces (OPFOR) element is positioned along the enemy's route.

STANDARD: The OPFOR element disrupts an engineer reconnaissance. 1. Prevents the unit from meeting its specified time schedule. 2. Forces the unit to deviate from its specified route. 3. Prevents the unit from accomplishing its assigned engineer reconnaissance. 4. Surprises the unit conducting the reconnaissance.

TASK: Conduct Terrorist and Saboteur Attacks (5-OPFOR-0005)

CONDITION: The opposing forces (OPFOR) element dispatches small teams into the enemy's rear area to disrupt combat service support (CSS) operations.

STANDARD: The enemy sustains disrupted command and control (C2), destroyed equipment and supplies, and light casualties. 1. Locates rear support bases and C2 facilities. 2. Delays and disrupts CSS operations through probes. 3. Infiltrates CSS bases to conduct sabotage and terrorist activities. 4. Inflicts light casualties. 5. Destroys supplies and equipment.

TASK: Defend a Minefield (5-OPFOR-0023)

CONDITION: The enemy is conducting a minefield sweeping operation. The opposing forces (OPFOR) element has a minefield placed in the enemy's path. The minefield is under constant observation and fire.

STANDARD: The OPFOR element defends a minefield against an enemy element conducting a minefield sweeping operation. 1. Prevents the unit from detecting the obstacle. 2. Disrupts the minefield sweeping operation. 3. Prevents the unit from conducting the minefield sweeping operation, prevents the unit from moving all personnel through the breach or delays the completion of the minefield sweeping operation for more than 45 minutes.

TASK: Conduct an Ambush (5-OPFOR-0007)

CONDITION: The enemy is moving in a convoy. The opposing forces (OPFOR) element is positioned along the enemy's route.

STANDARD: The OPFOR element inflicts casualties on the enemy and causes vehicle and equipment damage. 1. Prepares an ambush site before the element arrives. 2. Surprises march element forces. 3. Inflicts heavy casualties within the designated kill zone. 4. Inflicts heavy damage to vehicles and equipment within the designated kill zone. 5. Delays the march element from reaching a specified destination for a specified period of time. 6. Withdraws on order. 7. Sustains no casualties. 8. Reports actions to superiors.

TASK: Maintain Contact (5-OPFOR-0003)

CONDITION: The opposing forces (OPFOR) element is engaged with enemy base defense forces. The enemy forces are withdrawing under pressure.

STANDARD: The OPFOR element maintains enemy contact while the enemy withdraws. 1. Engages the enemy forces decisively. 2. Advances the OPFOR as the enemy forces withdraw. 3. Inflicts heavy casualties. 4. Captures the members of the enemy force. 5. Captures documents and equipment. 6. Safeguards captured documents, equipment, and personnel.

TASK: Disrupt a Net Control Station (NCS) (5-OPFOR-0019)

CONDITION: The enemy has established a NCS. The opposing forces (OPFOR) element has radio and jamming equipment.

STANDARD: The OPFOR element attempts to disrupt an NCS. 1. Attempts to locate the radio frequency that the unit is operating on. 2. Attempts to enter the radio net. 3. Attempts to issue "bogus" orders to a unit on the net. 4. Jams the radio frequency and forces the unit to go to an alternate frequency.

TASK: Disrupt Defensive Preparations (5-OPFOR-0018)

CONDITION: The opposing forces (OPFOR) element has located the enemy. Priority intelligence requirements (PIR) and other intelligence requirements obtained by OPFOR patrols indicate that the enemy elements are establishing defensive positions. The OPFOR element has automatic and antiarmor weapons and light mortars.

STANDARD: The OPFOR element disrupts and delays the enemy's defensive preparations. 1. Locates and penetrates the enemy's security system. 2. Forces the enemy to delay defensive preparations. 3. Disrupts the enemy's obstacle preparations.

TASK: Disrupt Enemy Movement and Operations Using Tactical Nuclear Weapons (5-OPFOR-0016)

CONDITION: The opposing forces (OPFOR) element has located the enemy. Priority intelligence requirements (PIR) and other intelligence requirements have been obtained by OPFOR patrols. Tactical nuclear weapons are employed against key locations in the rear area.

STANDARD: The OPFOR element disrupts enemy movement and operations. 1. Disrupts or delays the movement of the enemy's equipment and supplies to the forward areas. 2. Destroys enemy equipment and supplies. 3. Inflicts a high rate of nuclear casualties among the enemy forces. 4. Denies the enemy the use of specified areas. 5. Contaminates the enemy's equipment and supplies.

TASK: Disrupt Quartering Party Operations (5-OPFOR-0017)

CONDITION: The enemy is conducting quartering party operations. It has established an assembly area (AA) but has not moved in the main body.

STANDARD: The opposing forces (OPFOR) element attempts to disrupt quartering party operations and infiltrate the enemy's AA. 1. Locates the quartering party and the AA. 2. Surprises the main body. 3. Penetrates the AA with squad-size probes. 4. Inflicts personnel casualties and vehicle damage. 5. Disrupts the unit's preparations (prevents or delays beyond the unit's allotted time).

TASK: Disrupt Enemy Movement and Operations Using Persistent and Nonpersistent Chemical Weapons (5-OPFOR-0015)

CONDITION: The opposing forces (OPFOR) element has located the enemy. Priority intelligence requirements (PIR) and other intelligence requirements have been obtained by OPFOR patrols. The OPFOR units deliver chemical agents, by means of conventional artillery weapons or aircraft, along selected supply routes and key bases in the rear area.

STANDARD: The OPFOR element disrupts enemy movement and operations using persistent and nonpersistent chemical weapons. 1. Delivers chemical agents in low and densely wooded areas. 2. Delays the movement of enemy supplies and equipment to the forward areas. 3. Restricts the movement of the enemy units in the rear area. 4. Channels the movement of enemy units into predesignated ambush areas. 5. Contaminates enemy supplies and equipment. 6. Inflicts a high rate of casualties on enemy forces.

TASK: Disrupt Movement (5-OPFOR-0014)

CONDITION: The enemy is expected to move through the opposing forces (OPFOR) element's area of operations. The OPFOR element has received an operation order (OPORD) or fragmentary order (FRAGO) to disrupt enemy movement. The enemy has the capability to defend with direct fire and antiarmor weapons.

STANDARD: The OPFOR element delays enemy movement. 1. Delays the element. 2. Forces the element to deviate from its route. 3. Prevents the element from reaching its destination. 4. Surprises the element's main body.

TASK: Counter Passage of Lines (5-OPFOR-0012)

CONDITION: Enemy forces are in defensive positions, but they are expected to attempt passage-of-lines operations. The opposing forces (OPFOR) received orders to disrupt enemy passage-of-lines operations.

STANDARD: The OPFOR element delays or prevents enemy passage of lines. 1. Delays the passage. 2. Prevents the company from moving all personnel through the stationary unit. 3. Engages the main body of either the moving or the stationary unit.

TASK: Disrupt Assembly Area (AA) Activities (5-OPFOR-0013)

CONDITION: Intelligence reports indicate that platoon- and company-size enemy units are operating in the opposing forces (OPFOR) area of operations. Enemy units can defend from AAs with direct fire, antiarmor weapons, and indirect fire. The enemy has close air support (CAS) and nuclear, biological, and chemical (NBC) capabilities.

STANDARD: The OPFOR element locates and disrupts the enemy's AA activities. 1. Locates the element's AA. 2. Probes the AA with squad- or team-size elements. 3. Inflicts more than 5 percent casualties on the element. 4. Disrupts the element's preparations (prevents or delays beyond the element's allotted time).

TASK: Attack (5-OPFOR-0001)

CONDITION: The opposing forces (OPFOR) element has located the enemy. The priority intelligence requirements (PIR) and other intelligence requirements have been obtained by OPFOR patrols. The OPFOR element has automatic and antiarmor weapons and light mortars.

STANDARD: The OPFOR element attempts to seize the terrain, vehicles, or equipment. 1. Develops an attack plan. 2. Surprises the enemy unit's main body. 3. Initiates the attack using a scheme of maneuver that exploits the enemy's flanks, gaps, and weaknesses. 4. Uses covered and concealed routes to approach the enemy forces' flanks, gaps, or weakly held areas. 5. Employs indirect fire to support the attack. 6. Penetrates enemy defenses. 7. Destroys equipment and supplies. 8. Inflicts heavy casualties. 9. Isolates the combat service support (CSS) base by blocking reinforcements. 10. Forces enemy units to displace. 11. Avoids being fixed in one position. 12. Withdraws before the CSS base is reinforced with tactical combat forces.

TASK: Surrender to the Capturing Unit on the Battlefield (5-OPFOR-0024)

CONDITION: The enemy has captured the opposing forces (OPFOR) element's soldiers, documents, and equipment sensitive to the OPFOR tactical operations.

STANDARD: The OPFOR soldiers retain or destroy documents and equipment. The OPFOR element surrenders documents and equipment of no tactical use to the enemy and attempts to conceal or destroy items of tactical value. The OPFOR element attempts escape and evasion. 1. Prevents the successful capture of documents and equipment. 2. Destroys documents and equipment. 3. Removes identifying markings from equipment. 4. Removes unit-identifying insignia. 5. Provides misleading information. 6. Plans an escape. 7. Delays movement to the nearest collection point. 8. Prevents safeguarding of enemy prisoners of war (EPWs) in order to cause embarrassment to the United States (US).

TASK: Conduct Air Attacks (5-OPFOR-0002)

CONDITION: The opposing forces (OPFOR) element in the rear area has forwarded the positions of the enemy support sites or the locations of moving elements. The OPFOR aircraft have been dispatched to attack enemy installations or convoys.

STANDARD: The OPFOR element attempts to delay, disrupt, or damage the enemy targets by air. 1. Locates the target (support sites or convoys). 2. Makes attack runs on the designated targets. 3. Inflicts heavy damage to the selected target. 4. Sustains no loss of aircraft. 5. Delays moving the force for more than one hour.

TASK: Conduct Sniper Operations (5-OPFOR-0006)

CONDITION: The opposing forces (OPFOR) element has assigned snipers (regular or irregular elements) in the enemy's rear area along the main supply route (MSR) and near support sites.

STANDARD: The OPFOR element kills or wounds targets. 1. Sets up a well-concealed location. 2. Engages vehicle drivers or personnel on foot with short bursts of semiautomatic fire. 3. Kills or wounds selected targets. 4. Prevents the position from being discovered by enemy forces. 5. Evacuates the area without being spotted. 6. Reports all specified priority intelligence requirements (PIR) and other intelligence requirements to the OPFOR headquarters (HQ).

- ELEMENTS:** Company
 Company Headquarters
 Three Combat Support Element Platoon Headquarters
 Three Earthmoving Sections
 Three Dump Truck Sections
 Three Equipment Sections
 Maintenance Platoon Headquarters
 Unit Maintenance Section
 Direct Support Maintenance Section
 Maintenance Supply Section
 Maintenance Section
 Horizontal Construction Platoon
 Embankment Squad
 Grading and Compact Squad
 Excavation Squad
 Two General Construction Platoons
 Six General Construction Squads

TASK: Employ Physical Security Measures (19-3-2204.05-T01A)
 (FM 3-19.30) (FM 3-19.4)

ITERATION: 1 2 3 4 5 (Circle)

COMMANDER/LEADER ASSESSMENT: T P U (Circle)

CONDITIONS: An opposing forces (OPFOR) squad-size patrol attempts reconnaissance or intrusion into the command post (CP) perimeter. This task should not be trained in MOPP4.

TASK STANDARDS: The element maintains 24-hour security in its assigned sector and is not surprised by the OPFOR.

TASK STEPS AND PERFORMANCE MEASURES	GO	NO-GO
<p>* 1. The element leader prepares a physical security plan.</p> <ul style="list-style-type: none"> a. Controlled the entry of vehicles into the CP. b. Developed procedures for selecting and manning perimeter positions. c. Developed procedures for detecting and reporting OPFOR intrusion or observation of the CP's perimeter. d. Controlled access to the element's defensive areas. e. Established communications links between observation posts (OPs) and the reaction force. f. Developed procedures for initial response to ground attacks. <p>2. The element operates a guard force.</p> <ul style="list-style-type: none"> a. Established communications with the guard commander. b. Stopped unauthorized entry into restricted areas. c. Conducted random exterior patrols to find and neutralize OPFOR intruders before they breached the CP's perimeter. <p>3. The element reacts to an OPFOR ground attack.</p> <ul style="list-style-type: none"> a. Assumed preplanned positions. b. Denied intrusion into the CP's perimeter. 		

TASK PERFORMANCE / EVALUATION SUMMARY BLOCK							
ITERATION	1	2	3	4	5		TOTAL
TOTAL TASK STEPS EVALUATED							
TOTAL TASK STEPS "GO"							
TRAINING STATUS "GO"/"NO-GO"							

"**" indicates a leader task step.

SUPPORTING INDIVIDUAL TASKS: NONE

SUPPORTING COLLECTIVE TASKS: NONE

OPFOR TASKS AND STANDARDS

TASK: Disrupt a Route Reconnaissance (5-OPFOR-0021)

CONDITION: The enemy is conducting a route reconnaissance. The opposing forces (OPFOR) element is positioned along the enemy's route.

STANDARD: The OPFOR element attempts to disrupt a squad/section conducting a route reconnaissance. 1. Prevents the unit from meeting its specified time schedule. 2. Forces the unit to deviate from its specified route. 3. Prevents the unit from reaching its assigned destination. 4. Surprises the squad/section. 5. Inflicts casualties on the unit.

TASK: Conduct an Attack (5-OPFOR-0008)

CONDITION: The enemy is conducting tactical operations. The opposing forces (OPFOR) element receives orders to attack the enemy, the area of occupation, or the main supply route (MSR) with smoke.

STANDARD: The OPFOR element disrupts the enemy's movement and smoke operations. 1. Determines the delivery method of the smoke attack. 2. Locates the target. 3. Delivers the smoke attack downwind. 4. Attacks the enemy with smoke, and surge attacks when the enemy responds to the smoke.

TASK: Conduct a Raid (5-OPFOR-0004)

CONDITION: The opposing forces (OPFOR) element has occupied an objective rally point and has orders to conduct a raid on a combat service support (CSS) base.

STANDARD: The OPFOR element infiltrates the enemy's base and destroys all of the targets. 1. Surprises the enemy forces. 2. Assaults the support base and accomplishes the assigned tasks. 3. Destroys the specified equipment and supplies. 4. Avoids being decisively engaged. 5. Withdraws all personnel from the objective areas within the time prescribed. 6. Obtains all priority intelligence requirements (PIR) from the raid site. 7. Sustains only light casualties from enemy fire.

TASK: Conduct an Aerial Reconnaissance (5-OPFOR-0010)

CONDITION: The opposing forces (OPFOR) headquarters (HQ) element requires intelligence on the locations and identification of enemy elements. An aircraft is dispatched to take photographs and make a visual inspection of the enemy rear area.

STANDARD: The OPFOR element gathers photograph intelligence of the enemy. 1. Photographs the assigned sectors. 2. Makes quick visual checks where the ceiling is low. 3. Locates enemy positions in the area, particularly support and storage bases, and command and control (C2) facilities. 4. Sustains no loss of aircraft. 5. Reports priority intelligence requirements (PIR) and other information requirements to the OPFOR HQ.

TASK: Defeat Obstacles (5-OPFOR-0009)

CONDITION: The opposing forces (OPFOR) element encounters an obstacle that blocks the avenue of approach as it advances upon the enemy forces.

STANDARD: The OPFOR element bypasses or breaches the enemy obstacle. 1. Detects the obstacle before halting its main body. 2. Defeats the obstacle. a. Bypasses the obstacle without entering the engagement areas. b. Breaches the obstacle within 45 minutes and passes its entire force through the obstacle. 3. Does not incur degradation to the point that the mission must be discontinued.

TASK: Disrupt Construction of Vehicle Fighting Positions (5-OPFOR-0020)

CONDITION: The opposing forces (OPFOR) element has located the enemy. The priority intelligence requirements (PIR) and other intelligence obtained by OPFOR patrols indicate the enemy is constructing vehicle fighting positions within its defensive area. The OPFOR element has automatic and antiarmor weapons and light mortars.

STANDARD: The OPFOR element attempts to disrupt the enemy's efforts to establish vehicle fighting positions. 1. Locates the defensive area. 2. Surprises the main body. 3. Penetrates the defensive area with squad-size probes. 4. Inflicts casualties on the unit. 5. Destroys vehicles. 6. Disrupts the unit's preparations (prevents or delays beyond the unit's allotted time).

TASK: Disrupt an Engineer Reconnaissance (5-OPFOR-0022)

CONDITION: The enemy is conducting an engineer reconnaissance. The opposing forces (OPFOR) element is positioned along the enemy's route.

STANDARD: The OPFOR element disrupts an engineer reconnaissance. 1. Prevents the unit from meeting its specified time schedule. 2. Forces the unit to deviate from its specified route. 3. Prevents the unit from accomplishing its assigned engineer reconnaissance. 4. Surprises the unit conducting the reconnaissance.

TASK: Defend a Minefield (5-OPFOR-0023)

CONDITION: The enemy is conducting a minefield sweeping operation. The opposing forces (OPFOR) element has a minefield placed in the enemy's path. The minefield is under constant observation and fire.

STANDARD: The OPFOR element defends a minefield against an enemy element conducting a minefield sweeping operation. 1. Prevents the unit from detecting the obstacle. 2. Disrupts the minefield sweeping operation. 3. Prevents the unit from conducting the minefield sweeping operation, prevents the unit from moving all personnel through the breach or delays the completion of the minefield sweeping operation for more than 45 minutes.

TASK: Conduct Terrorist and Saboteur Attacks (5-OPFOR-0005)

CONDITION: The opposing forces (OPFOR) element dispatches small teams into the enemy's rear area to disrupt combat service support (CSS) operations.

STANDARD: The enemy sustains disrupted command and control (C2), destroyed equipment and supplies, and light casualties. 1. Locates rear support bases and C2 facilities. 2. Delays and disrupts CSS operations through probes. 3. Infiltrates CSS bases to conduct sabotage and terrorist activities. 4. Inflicts light casualties. 5. Destroys supplies and equipment.

TASK: Conduct Sniper Operations (5-OPFOR-0006)

CONDITION: The opposing forces (OPFOR) element has assigned snipers (regular or irregular elements) in the enemy's rear area along the main supply route (MSR) and near support sites.

STANDARD: The OPFOR element kills or wounds targets. 1. Sets up a well-concealed location. 2. Engages vehicle drivers or personnel on foot with short bursts of semiautomatic fire. 3. Kills or wounds selected targets. 4. Prevents the position from being discovered by enemy forces. 5. Evacuates the area without being spotted. 6. Reports all specified priority intelligence requirements (PIR) and other intelligence requirements to the OPFOR headquarters (HQ).

TASK: Maintain Contact (5-OPFOR-0003)

CONDITION: The opposing forces (OPFOR) element is engaged with enemy base defense forces. The enemy forces are withdrawing under pressure.

STANDARD: The OPFOR element maintains enemy contact while the enemy withdraws. 1. Engages the enemy forces decisively. 2. Advances the OPFOR as the enemy forces withdraw. 3. Inflicts heavy casualties. 4. Captures the members of the enemy force. 5. Captures documents and equipment. 6. Safeguards captured documents, equipment, and personnel.

TASK: Conduct an Ambush (5-OPFOR-0007)

CONDITION: The enemy is moving in a convoy. The opposing forces (OPFOR) element is positioned along the enemy's route.

STANDARD: The OPFOR element inflicts casualties on the enemy and causes vehicle and equipment damage. 1. Prepares an ambush site before the element arrives. 2. Surprises march element forces. 3. Inflicts heavy casualties within the designated kill zone. 4. Inflicts heavy damage to vehicles and equipment within the designated kill zone. 5. Delays the march element from reaching a specified destination for a specified period of time. 6. Withdraws on order. 7. Sustains no casualties. 8. Reports actions to superiors.

TASK: Surrender to the Capturing Unit on the Battlefield (5-OPFOR-0024)

CONDITION: The enemy has captured the opposing forces (OPFOR) element's soldiers, documents, and equipment sensitive to the OPFOR tactical operations.

STANDARD: The OPFOR soldiers retain or destroy documents and equipment. The OPFOR element surrenders documents and equipment of no tactical use to the enemy and attempts to conceal or destroy items of tactical value. The OPFOR element attempts escape and evasion. 1. Prevents the successful capture of documents and equipment. 2. Destroys documents and equipment. 3. Removes identifying markings from equipment. 4. Removes unit-identifying insignia. 5. Provides misleading information. 6. Plans an escape. 7. Delays movement to the nearest collection point. 8. Prevents safeguarding of enemy prisoners of war (EPWs) in order to cause embarrassment to the United States (US).

TASK: Disrupt a Net Control Station (NCS) (5-OPFOR-0019)

CONDITION: The enemy has established a NCS. The opposing forces (OPFOR) element has radio and jamming equipment.

STANDARD: The OPFOR element attempts to disrupt an NCS. 1. Attempts to locate the radio frequency that the unit is operating on. 2. Attempts to enter the radio net. 3. Attempts to issue "bogus" orders to a unit on the net. 4. Jams the radio frequency and forces the unit to go to an alternate frequency.

TASK: Disrupt Defensive Preparations (5-OPFOR-0018)

CONDITION: The opposing forces (OPFOR) element has located the enemy. Priority intelligence requirements (PIR) and other intelligence requirements obtained by OPFOR patrols indicate that the enemy elements are establishing defensive positions. The OPFOR element has automatic and antiarmor weapons and light mortars.

STANDARD: The OPFOR element disrupts and delays the enemy's defensive preparations. 1. Locates and penetrates the enemy's security system. 2. Forces the enemy to delay defensive preparations. 3. Disrupts the enemy's obstacle preparations.

TASK: Disrupt Enemy Movement and Operations Using Tactical Nuclear Weapons (5-OPFOR-0016)

CONDITION: The opposing forces (OPFOR) element has located the enemy. Priority intelligence requirements (PIR) and other intelligence requirements have been obtained by OPFOR patrols. Tactical nuclear weapons are employed against key locations in the rear area.

STANDARD: The OPFOR element disrupts enemy movement and operations. 1. Disrupts or delays the movement of the enemy's equipment and supplies to the forward areas. 2. Destroys enemy equipment and supplies. 3. Inflicts a high rate of nuclear casualties among the enemy forces. 4. Denies the enemy the use of specified areas. 5. Contaminates the enemy's equipment and supplies.

TASK: Disrupt Quartering Party Operations (5-OPFOR-0017)

CONDITION: The enemy is conducting quartering party operations. It has established an assembly area (AA) but has not moved in the main body.

STANDARD: The opposing forces (OPFOR) element attempts to disrupt quartering party operations and infiltrate the enemy's AA. 1. Locates the quartering party and the AA. 2. Surprises the main body. 3. Penetrates the AA with squad-size probes. 4. Inflicts personnel casualties and vehicle damage. 5. Disrupts the unit's preparations (prevents or delays beyond the unit's allotted time).

TASK: Disrupt Enemy Movement and Operations Using Persistent and Nonpersistent Chemical Weapons (5-OPFOR-0015)

CONDITION: The opposing forces (OPFOR) element has located the enemy. Priority intelligence requirements (PIR) and other intelligence requirements have been obtained by OPFOR patrols. The OPFOR units deliver chemical agents, by means of conventional artillery weapons or aircraft, along selected supply routes and key bases in the rear area.

STANDARD: The OPFOR element disrupts enemy movement and operations using persistent and nonpersistent chemical weapons. 1. Delivers chemical agents in low and densely wooded areas. 2. Delays the movement of enemy supplies and equipment to the forward areas. 3. Restricts the movement of the enemy units in the rear area. 4. Channels the movement of enemy units into predesignated ambush areas. 5. Contaminates enemy supplies and equipment. 6. Inflicts a high rate of casualties on enemy forces.

TASK: Disrupt Movement (5-OPFOR-0014)

CONDITION: The enemy is expected to move through the opposing forces (OPFOR) element's area of operations. The OPFOR element has received an operation order (OPORD) or fragmentary order (FRAGO) to disrupt enemy movement. The enemy has the capability to defend with direct fire and antiarmor weapons.

STANDARD: The OPFOR element delays enemy movement. 1. Delays the element. 2. Forces the element to deviate from its route. 3. Prevents the element from reaching its destination. 4. Surprises the element's main body.

TASK: Counter Passage of Lines (5-OPFOR-0012)

CONDITION: Enemy forces are in defensive positions, but they are expected to attempt passage-of-lines operations. The opposing forces (OPFOR) received orders to disrupt enemy passage-of-lines operations.

STANDARD: The OPFOR element delays or prevents enemy passage of lines. 1. Delays the passage. 2. Prevents the company from moving all personnel through the stationary unit. 3. Engages the main body of either the moving or the stationary unit.

TASK: Disrupt Assembly Area (AA) Activities (5-OPFOR-0013)

CONDITION: Intelligence reports indicate that platoon- and company-size enemy units are operating in the opposing forces (OPFOR) area of operations. Enemy units can defend from AAs with direct fire, antiarmor weapons, and indirect fire. The enemy has close air support (CAS) and nuclear, biological, and chemical (NBC) capabilities.

STANDARD: The OPFOR element locates and disrupts the enemy's AA activities. 1. Locates the element's AA. 2. Probes the AA with squad- or team-size elements. 3. Inflicts more than 5 percent casualties on the element. 4. Disrupts the element's preparations (prevents or delays beyond the element's allotted time).

TASK: Attack (5-OPFOR-0001)

CONDITION: The opposing forces (OPFOR) element has located the enemy. The priority intelligence requirements (PIR) and other intelligence requirements have been obtained by OPFOR patrols. The OPFOR element has automatic and antiarmor weapons and light mortars.

STANDARD: The OPFOR element attempts to seize the terrain, vehicles, or equipment. 1. Develops an attack plan. 2. Surprises the enemy unit's main body. 3. Initiates the attack using a scheme of maneuver that exploits the enemy's flanks, gaps, and weaknesses. 4. Uses covered and concealed routes to approach the enemy forces' flanks, gaps, or weakly held areas. 5. Employs indirect fire to support the attack. 6. Penetrates enemy defenses. 7. Destroys equipment and supplies. 8. Inflicts heavy casualties. 9. Isolates the combat service support (CSS) base by blocking reinforcements. 10. Forces enemy units to displace. 11. Avoids being fixed in one position. 12. Withdraws before the CSS base is reinforced with tactical combat forces.

TASK: Conduct Air Attacks (5-OPFOR-0002)

CONDITION: The opposing forces (OPFOR) element in the rear area has forwarded the positions of the enemy support sites or the locations of moving elements. The OPFOR aircraft have been dispatched to attack enemy installations or convoys.

STANDARD: The OPFOR element attempts to delay, disrupt, or damage the enemy targets by air. 1. Locates the target (support sites or convoys). 2. Makes attack runs on the designated targets. 3. Inflicts heavy damage to the selected target. 4. Sustains no loss of aircraft. 5. Delays moving the force for more than one hour.

- ELEMENTS:** Company
 Company Headquarters
 Three Combat Support Element Platoon Headquarters
 Three Earthmoving Sections
 Three Dump Truck Sections
 Three Equipment Sections
 Maintenance Platoon Headquarters
 Unit Maintenance Section
 Direct Support Maintenance Section
 Maintenance Supply Section
 Maintenance Section
 Horizontal Construction Platoon
 Embankment Squad
 Grading and Compact Squad
 Excavation Squad
 Two General Construction Platoons
 Six General Construction Squads

TASK: Use Passive Air Defense Measures (44-1-C220.05-T01A)
 (FM 44-100) (FM 44-64) (FM 44-8)
 (FM 44-80)

ITERATION: 1 2 3 4 5 M (Circle)
COMMANDER/LEADER ASSESSMENT: T P U (Circle)

CONDITIONS: The element is in a tactical position. Hostile aerial platforms (rotary-wing, fixed-wing, and unmanned aerial vehicles [UAVs]) have been operating in the general area. The element's weapon control status (WCS) is WEAPONS HOLD. Some iterations of this task should be performed in MOPP4.

TASK STANDARDS: The opposing forces (OPFOR) element's aerial platforms (rotary-wing, fixed-wing, and UAVs) do not detect the unit. The time required to perform this task is increased when conducting it in mission-oriented protection posture (MOPP) 4 or blackout conditions.

TASK STEPS AND PERFORMANCE MEASURES	GO	NO-GO
<p>* 1. The element leader uses passive air defense measures in a tactical position.</p> <ul style="list-style-type: none"> a. Used all available resources (camouflage, cover, concealment, and dispersion) to hide personnel and equipment to limit vulnerability. <p>NOTE: Air situational awareness (SA) is achieved by the unit's monitoring the simplified handheld terminal units (SHTUs).</p> <ul style="list-style-type: none"> b. Covered or shaded any shiny items, particularly windshields and optics. c. Established and rehearsed the air attack alarms. d. Dispersed vehicles, tents, and supplies to reduce vulnerability to an air attack. e. Constructed field fortifications with organic equipment as necessary to protect personnel and vulnerable mission-essential equipment. f. Manned observation posts (OPs), daytime or nighttime, to provide warning of approaching aerial platforms (rotary-wing, fixed-wing, and UAVs). g. Established a listening watch on the air defense early-warning net, if the equipment was available and operational. <p>* 2. The element leader uses passive air defense measures in a convoy.</p> <ul style="list-style-type: none"> a. Ensured that all personnel received the convoy commander's briefing. b. Camouflaged vehicles and equipment before moving out. 		

TASK STEPS AND PERFORMANCE MEASURES	GO	NO-GO
<ul style="list-style-type: none"> c. Selected a column interval based on instructions, the mission, and the terrain. d. Placed crew-served weapons throughout the convoy to cover the avenues of approach (front, rear, and flank). e. Assigned soldiers to air guard duties with specific search sectors covering 360 degrees. f. Identified threat aerial platforms (rotary-wing, fixed-wing, and UAVs) visually. g. Reported all aircraft actions to the higher headquarters (HQ). h. Established and rehearsed the air attack alarms. <p>3. Element personnel use passive air defense measures when occupying or displacing a position.</p> <ul style="list-style-type: none"> a. Maintained the vehicle interval specified in the movement order. b. Staggered vehicles to avoid linear patterns. c. Assigned air guards to the sectors of search that covered 360 degrees, and maintained the coverage until the convoy completed the movement. d. Identified threat aerial platforms (rotary-wing, fixed-wing, and UAVs) visually. e. Reported all aircraft actions to the higher HQ. f. Established the vehicle order of precedence. 		

TASK PERFORMANCE / EVALUATION SUMMARY BLOCK							
ITERATION	1	2	3	4	5	M	TOTAL
TOTAL TASK STEPS EVALUATED							
TOTAL TASK STEPS "GO"							
TRAINING STATUS "GO"/"NO-GO"							

"*" indicates a leader task step.

SUPPORTING INDIVIDUAL TASKS: NONE

SUPPORTING COLLECTIVE TASKS: NONE

OPFOR TASKS AND STANDARDS

TASK: Surrender to the Capturing Unit on the Battlefield (5-OPFOR-0024)

CONDITION: The enemy has captured the opposing forces (OPFOR) element's soldiers, documents, and equipment sensitive to the OPFOR tactical operations.

STANDARD: The OPFOR soldiers retain or destroy documents and equipment. The OPFOR element surrenders documents and equipment of no tactical use to the enemy and attempts to conceal or destroy items of tactical value. The OPFOR element attempts escape and evasion. 1. Prevents the successful capture of documents and equipment. 2. Destroys documents and equipment. 3. Removes identifying markings from equipment. 4. Removes unit-identifying insignia. 5. Provides misleading information. 6. Plans an escape. 7. Delays movement to the nearest collection point. 8. Prevents safeguarding of enemy prisoners of war (EPWs) in order to cause embarrassment to the United States (US).

TASK: Disrupt a Route Reconnaissance (5-OPFOR-0021)

CONDITION: The enemy is conducting a route reconnaissance. The opposing forces (OPFOR) element is positioned along the enemy's route.

STANDARD: The OPFOR element attempts to disrupt a squad/section conducting a route reconnaissance. 1. Prevents the unit from meeting its specified time schedule. 2. Forces the unit to deviate from its specified route. 3. Prevents the unit from reaching its assigned destination. 4. Surprises the squad/section. 5. Inflicts casualties on the unit.

TASK: Conduct an Attack (5-OPFOR-0008)

CONDITION: The enemy is conducting tactical operations. The opposing forces (OPFOR) element receives orders to attack the enemy, the area of occupation, or the main supply route (MSR) with smoke.

STANDARD: The OPFOR element disrupts the enemy's movement and smoke operations. 1. Determines the delivery method of the smoke attack. 2. Locates the target. 3. Delivers the smoke attack downwind. 4. Attacks the enemy with smoke, and surge attacks when the enemy responds to the smoke.

TASK: Conduct a Raid (5-OPFOR-0004)

CONDITION: The opposing forces (OPFOR) element has occupied an objective rally point and has orders to conduct a raid on a combat service support (CSS) base.

STANDARD: The OPFOR element infiltrates the enemy's base and destroys all of the targets. 1. Surprises the enemy forces. 2. Assaults the support base and accomplishes the assigned tasks. 3. Destroys the specified equipment and supplies. 4. Avoids being decisively engaged. 5. Withdraws all personnel from the objective areas within the time prescribed. 6. Obtains all priority intelligence requirements (PIR) from the raid site. 7. Sustains only light casualties from enemy fire.

TASK: Conduct an Aerial Reconnaissance (5-OPFOR-0010)

CONDITION: The opposing forces (OPFOR) headquarters (HQ) element requires intelligence on the locations and identification of enemy elements. An aircraft is dispatched to take photographs and make a visual inspection of the enemy rear area.

STANDARD: The OPFOR element gathers photograph intelligence of the enemy. 1. Photographs the assigned sectors. 2. Makes quick visual checks where the ceiling is low. 3. Locates enemy positions in the area, particularly support and storage bases, and command and control (C2) facilities. 4. Sustains no loss of aircraft. 5. Reports priority intelligence requirements (PIR) and other information requirements to the OPFOR HQ.

TASK: Defeat Obstacles (5-OPFOR-0009)

CONDITION: The opposing forces (OPFOR) element encounters an obstacle that blocks the avenue of approach as it advances upon the enemy forces.

STANDARD: The OPFOR element bypasses or breaches the enemy obstacle. 1. Detects the obstacle before halting its main body. 2. Defeats the obstacle. a. Bypasses the obstacle without entering the engagement areas. b. Breaches the obstacle within 45 minutes and passes its entire force through the obstacle. 3. Does not incur degradation to the point that the mission must be discontinued.

TASK: Disrupt Construction of Vehicle Fighting Positions (5-OPFOR-0020)

CONDITION: The opposing forces (OPFOR) element has located the enemy. The priority intelligence requirements (PIR) and other intelligence obtained by OPFOR patrols indicate the enemy is constructing vehicle fighting positions within its defensive area. The OPFOR element has automatic and antiarmor weapons and light mortars.

STANDARD: The OPFOR element attempts to disrupt the enemy's efforts to establish vehicle fighting positions. 1. Locates the defensive area. 2. Surprises the main body. 3. Penetrates the defensive area with squad-size probes. 4. Inflicts casualties on the unit. 5. Destroys vehicles. 6. Disrupts the unit's preparations (prevents or delays beyond the unit's allotted time).

TASK: Disrupt an Engineer Reconnaissance (5-OPFOR-0022)

CONDITION: The enemy is conducting an engineer reconnaissance. The opposing forces (OPFOR) element is positioned along the enemy's route.

STANDARD: The OPFOR element disrupts an engineer reconnaissance. 1. Prevents the unit from meeting its specified time schedule. 2. Forces the unit to deviate from its specified route. 3. Prevents the unit from accomplishing its assigned engineer reconnaissance. 4. Surprises the unit conducting the reconnaissance.

TASK: Defend a Minefield (5-OPFOR-0023)

CONDITION: The enemy is conducting a minefield sweeping operation. The opposing forces (OPFOR) element has a minefield placed in the enemy's path. The minefield is under constant observation and fire.

STANDARD: The OPFOR element defends a minefield against an enemy element conducting a minefield sweeping operation. 1. Prevents the unit from detecting the obstacle. 2. Disrupts the minefield sweeping operation. 3. Prevents the unit from conducting the minefield sweeping operation, prevents the unit from moving all personnel through the breach or delays the completion of the minefield sweeping operation for more than 45 minutes.

TASK: Conduct Terrorist and Saboteur Attacks (5-OPFOR-0005)

CONDITION: The opposing forces (OPFOR) element dispatches small teams into the enemy's rear area to disrupt combat service support (CSS) operations.

STANDARD: The enemy sustains disrupted command and control (C2), destroyed equipment and supplies, and light casualties. 1. Locates rear support bases and C2 facilities. 2. Delays and disrupts CSS operations through probes. 3. Infiltrates CSS bases to conduct sabotage and terrorist activities. 4. Inflicts light casualties. 5. Destroys supplies and equipment.

TASK: Conduct Sniper Operations (5-OPFOR-0006)

CONDITION: The opposing forces (OPFOR) element has assigned snipers (regular or irregular elements) in the enemy's rear area along the main supply route (MSR) and near support sites.

STANDARD: The OPFOR element kills or wounds targets. 1. Sets up a well-concealed location. 2. Engages vehicle drivers or personnel on foot with short bursts of semiautomatic fire. 3. Kills or wounds selected targets. 4. Prevents the position from being discovered by enemy forces. 5. Evacuates the area without being spotted. 6. Reports all specified priority intelligence requirements (PIR) and other intelligence requirements to the OPFOR headquarters (HQ).

TASK: Maintain Contact (5-OPFOR-0003)

CONDITION: The opposing forces (OPFOR) element is engaged with enemy base defense forces. The enemy forces are withdrawing under pressure.

STANDARD: The OPFOR element maintains enemy contact while the enemy withdraws. 1. Engages the enemy forces decisively. 2. Advances the OPFOR as the enemy forces withdraw. 3. Inflicts heavy casualties. 4. Captures the members of the enemy force. 5. Captures documents and equipment. 6. Safeguards captured documents, equipment, and personnel.

TASK: Conduct an Ambush (5-OPFOR-0007)

CONDITION: The enemy is moving in a convoy. The opposing forces (OPFOR) element is positioned along the enemy's route.

STANDARD: The OPFOR element inflicts casualties on the enemy and causes vehicle and equipment damage. 1. Prepares an ambush site before the element arrives. 2. Surprises march element forces. 3. Inflicts heavy casualties within the designated kill zone. 4. Inflicts heavy damage to vehicles and equipment within the designated kill zone. 5. Delays the march element from reaching a specified destination for a specified period of time. 6. Withdraws on order. 7. Sustains no casualties. 8. Reports actions to superiors.

TASK: Disrupt a Net Control Station (NCS) (5-OPFOR-0019)

CONDITION: The enemy has established a NCS. The opposing forces (OPFOR) element has radio and jamming equipment.

STANDARD: The OPFOR element attempts to disrupt an NCS. 1. Attempts to locate the radio frequency that the unit is operating on. 2. Attempts to enter the radio net. 3. Attempts to issue "bogus" orders to a unit on the net. 4. Jams the radio frequency and forces the unit to go to an alternate frequency.

TASK: Disrupt Defensive Preparations (5-OPFOR-0018)

CONDITION: The opposing forces (OPFOR) element has located the enemy. Priority intelligence requirements (PIR) and other intelligence requirements obtained by OPFOR patrols indicate that the enemy elements are establishing defensive positions. The OPFOR element has automatic and antiarmor weapons and light mortars.

STANDARD: The OPFOR element disrupts and delays the enemy's defensive preparations. 1. Locates and penetrates the enemy's security system. 2. Forces the enemy to delay defensive preparations. 3. Disrupts the enemy's obstacle preparations.

TASK: Disrupt Enemy Movement and Operations Using Tactical Nuclear Weapons (5-OPFOR-0016)

CONDITION: The opposing forces (OPFOR) element has located the enemy. Priority intelligence requirements (PIR) and other intelligence requirements have been obtained by OPFOR patrols. Tactical nuclear weapons are employed against key locations in the rear area.

STANDARD: The OPFOR element disrupts enemy movement and operations. 1. Disrupts or delays the movement of the enemy's equipment and supplies to the forward areas. 2. Destroys enemy equipment and supplies. 3. Inflicts a high rate of nuclear casualties among the enemy forces. 4. Denies the enemy the use of specified areas. 5. Contaminates the enemy's equipment and supplies.

TASK: Disrupt Quarters Party Operations (5-OPFOR-0017)

CONDITION: The enemy is conducting quarters party operations. It has established an assembly area (AA) but has not moved in the main body.

STANDARD: The opposing forces (OPFOR) element attempts to disrupt quartering party operations and infiltrate the enemy's AA. 1. Locates the quartering party and the AA. 2. Surprises the main body. 3. Penetrates the AA with squad-size probes. 4. Inflicts personnel casualties and vehicle damage. 5. Disrupts the unit's preparations (prevents or delays beyond the unit's allotted time).

TASK: Disrupt Enemy Movement and Operations Using Persistent and Nonpersistent Chemical Weapons (5-OPFOR-0015)

CONDITION: The opposing forces (OPFOR) element has located the enemy. Priority intelligence requirements (PIR) and other intelligence requirements have been obtained by OPFOR patrols. The OPFOR units deliver chemical agents, by means of conventional artillery weapons or aircraft, along selected supply routes and key bases in the rear area.

STANDARD: The OPFOR element disrupts enemy movement and operations using persistent and nonpersistent chemical weapons. 1. Delivers chemical agents in low and densely wooded areas. 2. Delays the movement of enemy supplies and equipment to the forward areas. 3. Restricts the movement of the enemy units in the rear area. 4. Channels the movement of enemy units into predesignated ambush areas. 5. Contaminates enemy supplies and equipment. 6. Inflicts a high rate of casualties on enemy forces.

TASK: Disrupt Movement (5-OPFOR-0014)

CONDITION: The enemy is expected to move through the opposing forces (OPFOR) element's area of operations. The OPFOR element has received an operation order (OPORD) or fragmentary order (FRAGO) to disrupt enemy movement. The enemy has the capability to defend with direct fire and antiarmor weapons.

STANDARD: The OPFOR element delays enemy movement. 1. Delays the element. 2. Forces the element to deviate from its route. 3. Prevents the element from reaching its destination. 4. Surprises the element's main body.

TASK: Counter Passage of Lines (5-OPFOR-0012)

CONDITION: Enemy forces are in defensive positions, but they are expected to attempt passage-of-lines operations. The opposing forces (OPFOR) received orders to disrupt enemy passage-of-lines operations.

STANDARD: The OPFOR element delays or prevents enemy passage of lines. 1. Delays the passage. 2. Prevents the company from moving all personnel through the stationary unit. 3. Engages the main body of either the moving or the stationary unit.

TASK: Disrupt Assembly Area (AA) Activities (5-OPFOR-0013)

CONDITION: Intelligence reports indicate that platoon- and company-size enemy units are operating in the opposing forces (OPFOR) area of operations. Enemy units can defend from AAs with direct fire, antiarmor weapons, and indirect fire. The enemy has close air support (CAS) and nuclear, biological, and chemical (NBC) capabilities.

STANDARD: The OPFOR element locates and disrupts the enemy's AA activities. 1. Locates the element's AA. 2. Probes the AA with squad- or team-size elements. 3. Inflicts more than 5 percent casualties on the element. 4. Disrupts the element's preparations (prevents or delays beyond the element's allotted time).

TASK: Attack (5-OPFOR-0001)

CONDITION: The opposing forces (OPFOR) element has located the enemy. The priority intelligence requirements (PIR) and other intelligence requirements have been obtained by OPFOR patrols. The OPFOR element has automatic and antiarmor weapons and light mortars.

STANDARD: The OPFOR element attempts to seize the terrain, vehicles, or equipment. 1. Develops an attack plan. 2. Surprises the enemy unit's main body. 3. Initiates the attack using a scheme of maneuver that exploits the enemy's flanks, gaps, and weaknesses. 4. Uses covered and concealed routes to approach the enemy forces' flanks, gaps, or weakly held areas. 5. Employs indirect fire to support the attack. 6. Penetrates enemy defenses. 7. Destroys equipment and supplies. 8. Inflicts heavy casualties. 9. Isolates the combat service support (CSS) base by blocking reinforcements. 10. Forces enemy units to displace. 11. Avoids being fixed in one position. 12. Withdraws before the CSS base is reinforced with tactical combat forces.

TASK: Conduct Air Attacks (5-OPFOR-0002)

CONDITION: The opposing forces (OPFOR) element in the rear area has forwarded the positions of the enemy support sites or the locations of moving elements. The OPFOR aircraft have been dispatched to attack enemy installations or convoys.

STANDARD: The OPFOR element attempts to delay, disrupt, or damage the enemy targets by air. 1. Locates the target (support sites or convoys). 2. Makes attack runs on the designated targets. 3. Inflicts heavy damage to the selected target. 4. Sustains no loss of aircraft. 5. Delays moving the force for more than one hour.

- ELEMENTS:** Company
 Company Headquarters
 Three Combat Support Element Platoon Headquarters
 Three Earthmoving Sections
 Three Dump Truck Sections
 Three Equipment Sections
 Maintenance Platoon Headquarters
 Unit Maintenance Section
 Direct Support Maintenance Section
 Maintenance Supply Section
 Maintenance Section
 Horizontal Construction Platoon
 Embankment Squad
 Grading and Compact Squad
 Excavation Squad
 Two General Construction Platoons
 Six General Construction Squads

TASK: Perform Risk Management Procedures (71-2-0326.05-T01A)
 (AR 385-10) (FM 25-100) (FM 3-0)

ITERATION: 1 2 3 4 5 M (Circle)
COMMANDER/LEADER ASSESSMENT: T P U (Circle)

CONDITIONS: The element is deployed performing its combat mission. Some iterations of this task should be performed in MOPP4.

TASK STANDARDS: All leaders and soldiers are aware of all potential safety problems inherent in the conduct of the task. The element trains to standard and does not take shortcuts that endanger element members. All risks taken are necessary to accomplish the training objectives. Appropriate measures are taken to minimize risks. The time required to perform this task is increased when conducting it in mission-oriented protection posture (MOPP) 4.

TASK STEPS AND PERFORMANCE MEASURES	GO	NO-GO
<ul style="list-style-type: none"> * 1. The commander identifies the risk or safety hazards. <ul style="list-style-type: none"> a. Analyzed the operation plan (OPLAN), the fragmentary order (FRAGO), and the operation order (OPORD) for specified and implied missions (tasks). b. Integrated safety into every phase of the planning process. c. Assessed the risks before issuing a FRAGO when the mission or conditions changed. * 2. Leaders evaluate the risk or safety hazards identified in the operation. <ul style="list-style-type: none"> a. Compared the risk to the acceptable level of risk in the commander's intent, based on the stated training objective. b. Determined the likelihood of equipment and personnel losses from accidents. c. Described the operation in terms of high, medium, or low risk. d. Prepared courses of action (COAs) that minimized accidental losses. * 3. The commander (or leaders) eliminates or reduces the risk or safety hazards. <ul style="list-style-type: none"> a. Chose a COA that maximized the operation and minimized the risk. b. Developed procedures that reduced the risk or safety hazards. c. Prescribed the safety or protective equipment. d. Briefed the elements before all operations. 		

TASK STEPS AND PERFORMANCE MEASURES	GO	NO-GO
<p>4. The element carries out the safety procedures.</p> <ul style="list-style-type: none"> a. Received safety briefings before all operations. b. Practiced the safety procedures during all mission rehearsals. c. Made on-the-spot safety corrections. <p>NOTES:</p> <p>1. Safety is a part of realism--and realism includes building safety into the training so that safe practices, which eliminate accidents, become second nature during war (refer to Field Manual [FM] 25-100).</p> <p>2. FM 3-0 emphasizes the need for boldness and that commanders must take "risks and tenaciously press soldiers and systems" as an imperative of the Air Land Battle. However, such an imperative is founded on the premise that protecting the force to the maximum extent possible ensures winning the battle. Formally, risk is an expression of possible loss over a specific period of time or number of operational cycles as defined by the Center for Army Safety.</p>		

TASK PERFORMANCE / EVALUATION SUMMARY BLOCK							
ITERATION	1	2	3	4	5	M	TOTAL
TOTAL TASK STEPS EVALUATED							
TOTAL TASK STEPS "GO"							
TRAINING STATUS "GO"/"NO-GO"							

"*" indicates a leader task step.

SUPPORTING INDIVIDUAL TASKS: NONE

SUPPORTING COLLECTIVE TASKS: NONE

OPFOR TASKS AND STANDARDS

TASK: Surrender to the Capturing Unit on the Battlefield (5-OPFOR-0024)

CONDITION: The enemy has captured the opposing forces (OPFOR) element's soldiers, documents, and equipment sensitive to the OPFOR tactical operations.

STANDARD: The OPFOR soldiers retain or destroy documents and equipment. The OPFOR element surrenders documents and equipment of no tactical use to the enemy and attempts to conceal or destroy items of tactical value. The OPFOR element attempts escape and evasion. 1. Prevents the successful capture of documents and equipment. 2. Destroys documents and equipment. 3. Removes identifying markings from equipment. 4. Removes unit-identifying insignia. 5. Provides misleading information. 6. Plans an escape. 7. Delays movement to the nearest collection point. 8. Prevents safeguarding of enemy prisoners of war (EPWs) in order to cause embarrassment to the United States (US).

TASK: Disrupt a Route Reconnaissance (5-OPFOR-0021)

CONDITION: The enemy is conducting a route reconnaissance. The opposing forces (OPFOR) element is positioned along the enemy's route.

STANDARD: The OPFOR element attempts to disrupt a squad/section conducting a route reconnaissance. 1. Prevents the unit from meeting its specified time schedule. 2. Forces the unit to deviate from its specified route. 3. Prevents the unit from reaching its assigned destination. 4. Surprises the squad/section. 5. Inflicts casualties on the unit.

TASK: Conduct an Attack (5-OPFOR-0008)

CONDITION: The enemy is conducting tactical operations. The opposing forces (OPFOR) element receives orders to attack the enemy, the area of occupation, or the main supply route (MSR) with smoke.

STANDARD: The OPFOR element disrupts the enemy's movement and smoke operations. 1. Determines the delivery method of the smoke attack. 2. Locates the target. 3. Delivers the smoke attack downwind. 4. Attacks the enemy with smoke, and surge attacks when the enemy responds to the smoke.

TASK: Conduct a Raid (5-OPFOR-0004)

CONDITION: The opposing forces (OPFOR) element has occupied an objective rally point and has orders to conduct a raid on a combat service support (CSS) base.

STANDARD: The OPFOR element infiltrates the enemy's base and destroys all of the targets. 1. Surprises the enemy forces. 2. Assaults the support base and accomplishes the assigned tasks. 3. Destroys the specified equipment and supplies. 4. Avoids being decisively engaged. 5. Withdraws all personnel from the objective areas within the time prescribed. 6. Obtains all priority intelligence requirements (PIR) from the raid site. 7. Sustains only light casualties from enemy fire.

TASK: Conduct an Aerial Reconnaissance (5-OPFOR-0010)

CONDITION: The opposing forces (OPFOR) headquarters (HQ) element requires intelligence on the locations and identification of enemy elements. An aircraft is dispatched to take photographs and make a visual inspection of the enemy rear area.

STANDARD: The OPFOR element gathers photograph intelligence of the enemy. 1. Photographs the assigned sectors. 2. Makes quick visual checks where the ceiling is low. 3. Locates enemy positions in the area, particularly support and storage bases, and command and control (C2) facilities. 4. Sustains no loss of aircraft. 5. Reports priority intelligence requirements (PIR) and other information requirements to the OPFOR HQ.

TASK: Defeat Obstacles (5-OPFOR-0009)

CONDITION: The opposing forces (OPFOR) element encounters an obstacle that blocks the avenue of approach as it advances upon the enemy forces.

STANDARD: The OPFOR element bypasses or breaches the enemy obstacle. 1. Detects the obstacle before halting its main body. 2. Defeats the obstacle. a. Bypasses the obstacle without entering the engagement areas. b. Breaches the obstacle within 45 minutes and passes its entire force through the obstacle. 3. Does not incur degradation to the point that the mission must be discontinued.

TASK: Disrupt Construction of Vehicle Fighting Positions (5-OPFOR-0020)

CONDITION: The opposing forces (OPFOR) element has located the enemy. The priority intelligence requirements (PIR) and other intelligence obtained by OPFOR patrols indicate the enemy is constructing vehicle fighting positions within its defensive area. The OPFOR element has automatic and antiarmor weapons and light mortars.

STANDARD: The OPFOR element attempts to disrupt the enemy's efforts to establish vehicle fighting positions. 1. Locates the defensive area. 2. Surprises the main body. 3. Penetrates the defensive area with squad-size probes. 4. Inflicts casualties on the unit. 5. Destroys vehicles. 6. Disrupts the unit's preparations (prevents or delays beyond the unit's allotted time).

TASK: Disrupt an Engineer Reconnaissance (5-OPFOR-0022)

CONDITION: The enemy is conducting an engineer reconnaissance. The opposing forces (OPFOR) element is positioned along the enemy's route.

STANDARD: The OPFOR element disrupts an engineer reconnaissance. 1. Prevents the unit from meeting its specified time schedule. 2. Forces the unit to deviate from its specified route. 3. Prevents the unit from accomplishing its assigned engineer reconnaissance. 4. Surprises the unit conducting the reconnaissance.

TASK: Defend a Minefield (5-OPFOR-0023)

CONDITION: The enemy is conducting a minefield sweeping operation. The opposing forces (OPFOR) element has a minefield placed in the enemy's path. The minefield is under constant observation and fire.

STANDARD: The OPFOR element defends a minefield against an enemy element conducting a minefield sweeping operation. 1. Prevents the unit from detecting the obstacle. 2. Disrupts the minefield sweeping operation. 3. Prevents the unit from conducting the minefield sweeping operation, prevents the unit from moving all personnel through the breach or delays the completion of the minefield sweeping operation for more than 45 minutes.

TASK: Conduct Terrorist and Saboteur Attacks (5-OPFOR-0005)

CONDITION: The opposing forces (OPFOR) element dispatches small teams into the enemy's rear area to disrupt combat service support (CSS) operations.

STANDARD: The enemy sustains disrupted command and control (C2), destroyed equipment and supplies, and light casualties. 1. Locates rear support bases and C2 facilities. 2. Delays and disrupts CSS operations through probes. 3. Infiltrates CSS bases to conduct sabotage and terrorist activities. 4. Inflicts light casualties. 5. Destroys supplies and equipment.

TASK: Conduct Sniper Operations (5-OPFOR-0006)

CONDITION: The opposing forces (OPFOR) element has assigned snipers (regular or irregular elements) in the enemy's rear area along the main supply route (MSR) and near support sites.

STANDARD: The OPFOR element kills or wounds targets. 1. Sets up a well-concealed location. 2. Engages vehicle drivers or personnel on foot with short bursts of semiautomatic fire. 3. Kills or wounds selected targets. 4. Prevents the position from being discovered by enemy forces. 5. Evacuates the area without being spotted. 6. Reports all specified priority intelligence requirements (PIR) and other intelligence requirements to the OPFOR headquarters (HQ).

TASK: Maintain Contact (5-OPFOR-0003)

CONDITION: The opposing forces (OPFOR) element is engaged with enemy base defense forces. The enemy forces are withdrawing under pressure.

STANDARD: The OPFOR element maintains enemy contact while the enemy withdraws. 1. Engages the enemy forces decisively. 2. Advances the OPFOR as the enemy forces withdraw. 3. Inflicts heavy casualties. 4. Captures the members of the enemy force. 5. Captures documents and equipment. 6. Safeguards captured documents, equipment, and personnel.

TASK: Conduct an Ambush (5-OPFOR-0007)

CONDITION: The enemy is moving in a convoy. The opposing forces (OPFOR) element is positioned along the enemy's route.

STANDARD: The OPFOR element inflicts casualties on the enemy and causes vehicle and equipment damage. 1. Prepares an ambush site before the element arrives. 2. Surprises march element forces. 3. Inflicts heavy casualties within the designated kill zone. 4. Inflicts heavy damage to vehicles and equipment within the designated kill zone. 5. Delays the march element from reaching a specified destination for a specified period of time. 6. Withdraws on order. 7. Sustains no casualties. 8. Reports actions to superiors.

TASK: Disrupt a Net Control Station (NCS) (5-OPFOR-0019)

CONDITION: The enemy has established a NCS. The opposing forces (OPFOR) element has radio and jamming equipment.

STANDARD: The OPFOR element attempts to disrupt an NCS. 1. Attempts to locate the radio frequency that the unit is operating on. 2. Attempts to enter the radio net. 3. Attempts to issue "bogus" orders to a unit on the net. 4. Jams the radio frequency and forces the unit to go to an alternate frequency.

TASK: Disrupt Defensive Preparations (5-OPFOR-0018)

CONDITION: The opposing forces (OPFOR) element has located the enemy. Priority intelligence requirements (PIR) and other intelligence requirements obtained by OPFOR patrols indicate that the enemy elements are establishing defensive positions. The OPFOR element has automatic and antiarmor weapons and light mortars.

STANDARD: The OPFOR element disrupts and delays the enemy's defensive preparations. 1. Locates and penetrates the enemy's security system. 2. Forces the enemy to delay defensive preparations. 3. Disrupts the enemy's obstacle preparations.

TASK: Disrupt Enemy Movement and Operations Using Tactical Nuclear Weapons (5-OPFOR-0016)

CONDITION: The opposing forces (OPFOR) element has located the enemy. Priority intelligence requirements (PIR) and other intelligence requirements have been obtained by OPFOR patrols. Tactical nuclear weapons are employed against key locations in the rear area.

STANDARD: The OPFOR element disrupts enemy movement and operations. 1. Disrupts or delays the movement of the enemy's equipment and supplies to the forward areas. 2. Destroys enemy equipment and supplies. 3. Inflicts a high rate of nuclear casualties among the enemy forces. 4. Denies the enemy the use of specified areas. 5. Contaminates the enemy's equipment and supplies.

TASK: Disrupt Quarters Party Operations (5-OPFOR-0017)

CONDITION: The enemy is conducting quarters party operations. It has established an assembly area (AA) but has not moved in the main body.

STANDARD: The opposing forces (OPFOR) element attempts to disrupt quarters party operations and infiltrate the enemy's AA. 1. Locates the quarters party and the AA. 2. Surprises the main body. 3. Penetrates the AA with squad-size probes. 4. Inflicts personnel casualties and vehicle damage. 5. Disrupts the unit's preparations (prevents or delays beyond the unit's allotted time).

TASK: Disrupt Enemy Movement and Operations Using Persistent and Nonpersistent Chemical Weapons (5-OPFOR-0015)

CONDITION: The opposing forces (OPFOR) element has located the enemy. Priority intelligence requirements (PIR) and other intelligence requirements have been obtained by OPFOR patrols. The OPFOR units deliver chemical agents, by means of conventional artillery weapons or aircraft, along selected supply routes and key bases in the rear area.

STANDARD: The OPFOR element disrupts enemy movement and operations using persistent and nonpersistent chemical weapons. 1. Delivers chemical agents in low and densely wooded areas. 2. Delays the movement of enemy supplies and equipment to the forward areas. 3. Restricts the movement of the enemy units in the rear area. 4. Channels the movement of enemy units into predesignated ambush areas. 5. Contaminates enemy supplies and equipment. 6. Inflicts a high rate of casualties on enemy forces.

TASK: Disrupt Movement (5-OPFOR-0014)

CONDITION: The enemy is expected to move through the opposing forces (OPFOR) element's area of operations. The OPFOR element has received an operation order (OPORD) or fragmentary order (FRAGO) to disrupt enemy movement. The enemy has the capability to defend with direct fire and antiarmor weapons.

STANDARD: The OPFOR element delays enemy movement. 1. Delays the element. 2. Forces the element to deviate from its route. 3. Prevents the element from reaching its destination. 4. Surprises the element's main body.

TASK: Counter Passage of Lines (5-OPFOR-0012)

CONDITION: Enemy forces are in defensive positions, but they are expected to attempt passage-of-lines operations. The opposing forces (OPFOR) received orders to disrupt enemy passage-of-lines operations.

STANDARD: The OPFOR element delays or prevents enemy passage of lines. 1. Delays the passage. 2. Prevents the company from moving all personnel through the stationary unit. 3. Engages the main body of either the moving or the stationary unit.

TASK: Disrupt Assembly Area (AA) Activities (5-OPFOR-0013)

CONDITION: Intelligence reports indicate that platoon- and company-size enemy units are operating in the opposing forces (OPFOR) area of operations. Enemy units can defend from AAs with direct fire, antiarmor weapons, and indirect fire. The enemy has close air support (CAS) and nuclear, biological, and chemical (NBC) capabilities.

STANDARD: The OPFOR element locates and disrupts the enemy's AA activities. 1. Locates the element's AA. 2. Probes the AA with squad- or team-size elements. 3. Inflicts more than 5 percent casualties on the element. 4. Disrupts the element's preparations (prevents or delays beyond the element's allotted time).

TASK: Attack (5-OPFOR-0001)

CONDITION: The opposing forces (OPFOR) element has located the enemy. The priority intelligence requirements (PIR) and other intelligence requirements have been obtained by OPFOR patrols. The OPFOR element has automatic and antiarmor weapons and light mortars.

STANDARD: The OPFOR element attempts to seize the terrain, vehicles, or equipment. 1. Develops an attack plan. 2. Surprises the enemy unit's main body. 3. Initiates the attack using a scheme of maneuver that exploits the enemy's flanks, gaps, and weaknesses. 4. Uses covered and concealed routes to approach the enemy forces' flanks, gaps, or weakly held areas. 5. Employs indirect fire to support the attack. 6. Penetrates enemy defenses. 7. Destroys equipment and supplies. 8. Inflicts heavy casualties. 9. Isolates the combat service support (CSS) base by blocking reinforcements. 10. Forces enemy units to displace. 11. Avoids being fixed in one position. 12. Withdraws before the CSS base is reinforced with tactical combat forces.

TASK: Conduct Air Attacks (5-OPFOR-0002)

CONDITION: The opposing forces (OPFOR) element in the rear area has forwarded the positions of the enemy support sites or the locations of moving elements. The OPFOR aircraft have been dispatched to attack enemy installations or convoys.

STANDARD: The OPFOR element attempts to delay, disrupt, or damage the enemy targets by air. 1. Locates the target (support sites or convoys). 2. Makes attack runs on the designated targets. 3. Inflicts heavy damage to the selected target. 4. Sustains no loss of aircraft. 5. Delays moving the force for more than one hour.

ELEMENTS: Company Headquarters
Maintenance Section

TASK: Maintain the Authorized Stockage List (ASL) (05-3-1115)
(DA PAM 710-2-2) (AR 710-1) (AR 710-2)
(AR 725-50) (DA PAM 710-2-1)

ITERATION: 1 2 3 4 5 (Circle)

COMMANDER/LEADER ASSESSMENT: T P U (Circle)

CONDITIONS: The combat prescribed load list (PLL), that portion of the ASL that is a supply support activity (SSA), must be stocked to support the customer's essential combat maintenance. This task should not be trained in MOPP4.

TASK STANDARDS: The issuing platoon maintains 100 percent accountability of all repair parts.

TASK STEPS AND PERFORMANCE MEASURES	GO	NO-GO
<p>* 1. The supply officer/noncommissioned officer (NCO) supervises section operations.</p> <ul style="list-style-type: none"> a. Directed receiving operations to verify that all receipts were being processed according to the unit's standing operating procedure (SOP) and Department of the Army Pamphlet (DA Pam) 710-2-2, paragraph 8-4.1. b. Directed storage operations to verify that all parts were stored in their assigned locations and protected from weather and pilferage according to AR 710-2, paragraph 3-27. c. Directed issuing operations to verify that parts were being provided to the customer according to the unit's SOP and DA Pam 710-2-2, Chapter 10. d. Supervised the location survey and inventory to ensure compliance with DA Pam 710-2-2, paragraph 9-7. <p>2. Receiving/issuing section personnel receive repair parts.</p> <ul style="list-style-type: none"> a. Verified the actual quantities received against receipt documents according to AR 710-1, paragraph 3-25, and DA Pam 710-2-2, Chapter 8. b. Inspected items for damage according to AR 710-1, paragraph 3-25, and DA Pam 710-2-2, Chapter 8. c. Reported discrepancies to the division materiel management center (DMMC) materials section according to DA Pam 710-2-2, paragraph 8-7. d. Assigned all items received for direct issue according to DA Pam 710-2-2, paragraph 8-4.1. <p>3. Storage section personnel store repair parts.</p> <ul style="list-style-type: none"> a. Checked the items received against the due-outs to supported units for issue according to DA Pam 710-2-2, Chapter 10. b. Placed items in their assigned storage locations or customer pickup bins according to DA Pam 710-2-2, Chapter 10. c. Maintained documentation (for example, DA Forms 1296, 1297, 1298, 4999, 272, 1300-2, and 2765-1, and Department of Defense (DD) Form 1348-6, or the automated equivalent of these forms). d. Protected items from deterioration or pilferage. e. Performed a location survey and inventory according to DA Pam 710-2-2, paragraph 9-7, and DA Pam 710-2-1, Chapter 9. 		

TASK STEPS AND PERFORMANCE MEASURES	GO	NO-GO
<p>4. Issuing section personnel issue and order repair parts, ensuring that materiel release orders (MROs) are processed according to the unit's SOP and DA Pam 710-2-2, Chapter 10.</p> <ul style="list-style-type: none"> a. Processed priority designators (PDs) 01 through 03 within 24 hours of receipt according to AR 725-50, paragraph 2-4. b. Processed PDs 04 through 08 within two working days of receipt according to AR 725-50, paragraph 2-4. c. Processed PDs 09 through 15 within 3 working days from receipt according to AR 725-50, paragraph 2-4. d. Ordered parts to restock the ASL according to DA Pam 710-2-1, Chapter 2, and DA Pam 710-2-2, Chapter 2. <p>5. Issuing section personnel inventory the ASL according to DA Pams 710-2-1, Chapter 9, and 710-2-2, Chapter 9.</p> <ul style="list-style-type: none"> a. Reviewed the ASL using the criteria shown in AR 710-2, Table 3-1. b. Added stocked demand items to the ASL when demand criteria were met according to AR 710-2, Table 3-1. c. Deleted demands when retention criteria could not be met and no demands were anticipated for the next year according to AR 710-2, Table 3-1.64. 		

TASK PERFORMANCE / EVALUATION SUMMARY BLOCK							
ITERATION	1	2	3	4	5		TOTAL
TOTAL TASK STEPS EVALUATED							
TOTAL TASK STEPS "GO"							
TRAINING STATUS "GO"/"NO-GO"							

"*" indicates a leader task step.

SUPPORTING INDIVIDUAL TASKS: NONE

SUPPORTING COLLECTIVE TASKS

Task Number	Task Title	References
05-2-0042	Receive and Distribute Throughput Supplies	ARTEP 5-027-35-MTP ARTEP 5-053-35-MTP ARTEP 5-063-35-MTP ARTEP 5-113-35-MTP ARTEP 5-145-32-MTP ARTEP 5-157-35-MTP ARTEP 5-217-35-MTP ARTEP 5-335-65-MTP ARTEP 5-337-35-MTP ARTEP 5-413-35-MTP ARTEP 5-417-35-MTP ARTEP 5-423-35-MTP ARTEP 5-427-35-MTP ARTEP 5-434-35-MTP ARTEP 5-435-67-MTP ARTEP 5-437-36-MTP ARTEP 5-437-38-MTP

SUPPORTING COLLECTIVE TASKS

Task Number	Task Title	References
		ARTEP 5-443-35-MTP ARTEP 5-447-35-MTP ARTEP 5-447-37-MTP ARTEP 5-463-35-MTP ARTEP 5-463-36-MTP ARTEP 5-473-35-MTP ARTEP 5-493-38-MTP

OPFOR TASKS AND STANDARDS

TASK: Defend a Minefield (5-OPFOR-0023)

CONDITION: The enemy is conducting a minefield sweeping operation. The opposing forces (OPFOR) element has a minefield placed in the enemy's path. The minefield is under constant observation and fire.

STANDARD: The OPFOR element defends a minefield against an enemy element conducting a minefield sweeping operation. 1. Prevents the unit from detecting the obstacle. 2. Disrupts the minefield sweeping operation. 3. Prevents the unit from conducting the minefield sweeping operation, prevents the unit from moving all personnel through the breach or delays the completion of the minefield sweeping operation for more than 45 minutes.

TASK: Conduct an Ambush (5-OPFOR-0007)

CONDITION: The enemy is moving in a convoy. The opposing forces (OPFOR) element is positioned along the enemy's route.

STANDARD: The OPFOR element inflicts casualties on the enemy and causes vehicle and equipment damage. 1. Prepares an ambush site before the element arrives. 2. Surprises march element forces. 3. Inflicts heavy casualties within the designated kill zone. 4. Inflicts heavy damage to vehicles and equipment within the designated kill zone. 5. Delays the march element from reaching a specified destination for a specified period of time. 6. Withdraws on order. 7. Sustains no casualties. 8. Reports actions to superiors.

TASK: Maintain Contact (5-OPFOR-0003)

CONDITION: The opposing forces (OPFOR) element is engaged with enemy base defense forces. The enemy forces are withdrawing under pressure.

STANDARD: The OPFOR element maintains enemy contact while the enemy withdraws. 1. Engages the enemy forces decisively. 2. Advances the OPFOR as the enemy forces withdraw. 3. Inflicts heavy casualties. 4. Captures the members of the enemy force. 5. Captures documents and equipment. 6. Safeguards captured documents, equipment, and personnel.

TASK: Conduct a Raid (5-OPFOR-0004)

CONDITION: The opposing forces (OPFOR) element has occupied an objective rally point and has orders to conduct a raid on a combat service support (CSS) base.

STANDARD: The OPFOR element infiltrates the enemy's base and destroys all of the targets. 1. Surprises the enemy forces. 2. Assaults the support base and accomplishes the assigned tasks. 3. Destroys the specified equipment and supplies. 4. Avoids being decisively engaged. 5. Withdraws all personnel from the objective areas within the time prescribed. 6. Obtains all priority intelligence requirements (PIR) from the raid site. 7. Sustains only light casualties from enemy fire.

TASK: Conduct an Attack (5-OPFOR-0008)

CONDITION: The enemy is conducting tactical operations. The opposing forces (OPFOR) element receives orders to attack the enemy, the area of occupation, or the main supply route (MSR) with smoke.

STANDARD: The OPFOR element disrupts the enemy's movement and smoke operations. 1. Determines the delivery method of the smoke attack. 2. Locates the target. 3. Delivers the smoke attack downwind. 4. Attacks the enemy with smoke, and surge attacks when the enemy responds to the smoke.

TASK: Disrupt a Net Control Station (NCS) (5-OPFOR-0019)

CONDITION: The enemy has established a NCS. The opposing forces (OPFOR) element has radio and jamming equipment.

STANDARD: The OPFOR element attempts to disrupt an NCS. 1. Attempts to locate the radio frequency that the unit is operating on. 2. Attempts to enter the radio net. 3. Attempts to issue "bogus" orders to a unit on the net. 4. Jams the radio frequency and forces the unit to go to an alternate frequency.

TASK: Disrupt Construction of Vehicle Fighting Positions (5-OPFOR-0020)

CONDITION: The opposing forces (OPFOR) element has located the enemy. The priority intelligence requirements (PIR) and other intelligence obtained by OPFOR patrols indicate the enemy is constructing vehicle fighting positions within its defensive area. The OPFOR element has automatic and antiarmor weapons and light mortars.

STANDARD: The OPFOR element attempts to disrupt the enemy's efforts to establish vehicle fighting positions. 1. Locates the defensive area. 2. Surprises the main body. 3. Penetrates the defensive area with squad-size probes. 4. Inflicts casualties on the unit. 5. Destroys vehicles. 6. Disrupts the unit's preparations (prevents or delays beyond the unit's allotted time).

TASK: Defeat Obstacles (5-OPFOR-0009)

CONDITION: The opposing forces (OPFOR) element encounters an obstacle that blocks the avenue of approach as it advances upon the enemy forces.

STANDARD: The OPFOR element bypasses or breaches the enemy obstacle. 1. Detects the obstacle before halting its main body. 2. Defeats the obstacle. a. Bypasses the obstacle without entering the engagement areas. b. Breaches the obstacle within 45 minutes and passes its entire force through the obstacle. 3. Does not incur degradation to the point that the mission must be discontinued.

TASK: Disrupt an Engineer Reconnaissance (5-OPFOR-0022)

CONDITION: The enemy is conducting an engineer reconnaissance. The opposing forces (OPFOR) element is positioned along the enemy's route.

STANDARD: The OPFOR element disrupts an engineer reconnaissance. 1. Prevents the unit from meeting its specified time schedule. 2. Forces the unit to deviate from its specified route. 3. Prevents the unit from accomplishing its assigned engineer reconnaissance. 4. Surprises the unit conducting the reconnaissance.

TASK: Conduct an Aerial Reconnaissance (5-OPFOR-0010)

CONDITION: The opposing forces (OPFOR) headquarters (HQ) element requires intelligence on the locations and identification of enemy elements. An aircraft is dispatched to take photographs and make a visual inspection of the enemy rear area.

STANDARD: The OPFOR element gathers photograph intelligence of the enemy. 1. Photographs the assigned sectors. 2. Makes quick visual checks where the ceiling is low. 3. Locates enemy positions in the area, particularly support and storage bases, and command and control (C2) facilities. 4. Sustains no loss of aircraft. 5. Reports priority intelligence requirements (PIR) and other information requirements to the OPFOR HQ.

TASK: Conduct Terrorist and Saboteur Attacks (5-OPFOR-0005)

CONDITION: The opposing forces (OPFOR) element dispatches small teams into the enemy's rear area to disrupt combat service support (CSS) operations.

STANDARD: The enemy sustains disrupted command and control (C2), destroyed equipment and supplies, and light casualties. 1. Locates rear support bases and C2 facilities. 2. Delays and disrupts CSS operations through probes. 3. Infiltrates CSS bases to conduct sabotage and terrorist activities. 4. Inflicts light casualties. 5. Destroys supplies and equipment.

TASK: Disrupt a Route Reconnaissance (5-OPFOR-0021)

CONDITION: The enemy is conducting a route reconnaissance. The opposing forces (OPFOR) element is positioned along the enemy's route.

STANDARD: The OPFOR element attempts to disrupt a squad/section conducting a route reconnaissance. 1. Prevents the unit from meeting its specified time schedule. 2. Forces the unit to deviate from its specified route. 3. Prevents the unit from reaching its assigned destination. 4. Surprises the squad/section. 5. Inflicts casualties on the unit.

TASK: Disrupt Defensive Preparations (5-OPFOR-0018)

CONDITION: The opposing forces (OPFOR) element has located the enemy. Priority intelligence requirements (PIR) and other intelligence requirements obtained by OPFOR patrols indicate that the enemy elements are establishing defensive positions. The OPFOR element has automatic and antiarmor weapons and light mortars.

STANDARD: The OPFOR element disrupts and delays the enemy's defensive preparations. 1. Locates and penetrates the enemy's security system. 2. Forces the enemy to delay defensive preparations. 3. Disrupts the enemy's obstacle preparations.

TASK: Disrupt Quartering Party Operations (5-OPFOR-0017)

CONDITION: The enemy is conducting quartering party operations. It has established an assembly area (AA) but has not moved in the main body.

STANDARD: The opposing forces (OPFOR) element attempts to disrupt quartering party operations and infiltrate the enemy's AA. 1. Locates the quartering party and the AA. 2. Surprises the main body. 3. Penetrates the AA with squad-size probes. 4. Inflicts personnel casualties and vehicle damage. 5. Disrupts the unit's preparations (prevents or delays beyond the unit's allotted time).

TASK: Disrupt Enemy Movement and Operations Using Tactical Nuclear Weapons (5-OPFOR-0016)

CONDITION: The opposing forces (OPFOR) element has located the enemy. Priority intelligence requirements (PIR) and other intelligence requirements have been obtained by OPFOR patrols. Tactical nuclear weapons are employed against key locations in the rear area.

STANDARD: The OPFOR element disrupts enemy movement and operations. 1. Disrupts or delays the movement of the enemy's equipment and supplies to the forward areas. 2. Destroys enemy equipment and supplies. 3. Inflicts a high rate of nuclear casualties among the enemy forces. 4. Denies the enemy the use of specified areas. 5. Contaminates the enemy's equipment and supplies.

TASK: Disrupt Enemy Movement and Operations Using Persistent and Nonpersistent Chemical Weapons (5-OPFOR-0015)

CONDITION: The opposing forces (OPFOR) element has located the enemy. Priority intelligence requirements (PIR) and other intelligence requirements have been obtained by OPFOR patrols. The OPFOR units deliver chemical agents, by means of conventional artillery weapons or aircraft, along selected supply routes and key bases in the rear area.

STANDARD: The OPFOR element disrupts enemy movement and operations using persistent and nonpersistent chemical weapons. 1. Delivers chemical agents in low and densely wooded areas. 2. Delays the movement of enemy supplies and equipment to the forward areas. 3. Restricts the movement of the enemy units in the rear area. 4. Channels the movement of enemy units into predesignated ambush areas. 5. Contaminates enemy supplies and equipment. 6. Inflicts a high rate of casualties on enemy forces.

TASK: Counter Passage of Lines (5-OPFOR-0012)

CONDITION: Enemy forces are in defensive positions, but they are expected to attempt passage-of-lines operations. The opposing forces (OPFOR) received orders to disrupt enemy passage-of-lines operations.

STANDARD: The OPFOR element delays or prevents enemy passage of lines. 1. Delays the passage. 2. Prevents the company from moving all personnel through the stationary unit. 3. Engages the main body of either the moving or the stationary unit.

TASK: Disrupt Movement (5-OPFOR-0014)

CONDITION: The enemy is expected to move through the opposing forces (OPFOR) element's area of operations. The OPFOR element has received an operation order (OPORD) or fragmentary order (FRAGO) to disrupt enemy movement. The enemy has the capability to defend with direct fire and antiarmor weapons.

STANDARD: The OPFOR element delays enemy movement. 1. Delays the element. 2. Forces the element to deviate from its route. 3. Prevents the element from reaching its destination. 4. Surprises the element's main body.

TASK: Disrupt Assembly Area (AA) Activities (5-OPFOR-0013)

CONDITION: Intelligence reports indicate that platoon- and company-size enemy units are operating in the opposing forces (OPFOR) area of operations. Enemy units can defend from AAs with direct fire, antiarmor weapons, and indirect fire. The enemy has close air support (CAS) and nuclear, biological, and chemical (NBC) capabilities.

STANDARD: The OPFOR element locates and disrupts the enemy's AA activities. 1. Locates the element's AA. 2. Probes the AA with squad- or team-size elements. 3. Inflicts more than 5 percent casualties on the element. 4. Disrupts the element's preparations (prevents or delays beyond the element's allotted time).

TASK: Conduct Sniper Operations (5-OPFOR-0006)

CONDITION: The opposing forces (OPFOR) element has assigned snipers (regular or irregular elements) in the enemy's rear area along the main supply route (MSR) and near support sites.

STANDARD: The OPFOR element kills or wounds targets. 1. Sets up a well-concealed location. 2. Engages vehicle drivers or personnel on foot with short bursts of semiautomatic fire. 3. Kills or wounds selected targets. 4. Prevents the position from being discovered by enemy forces. 5. Evacuates the area without being spotted. 6. Reports all specified priority intelligence requirements (PIR) and other intelligence requirements to the OPFOR headquarters (HQ).

TASK: Conduct Air Attacks (5-OPFOR-0002)

CONDITION: The opposing forces (OPFOR) element in the rear area has forwarded the positions of the enemy support sites or the locations of moving elements. The OPFOR aircraft have been dispatched to attack enemy installations or convoys.

STANDARD: The OPFOR element attempts to delay, disrupt, or damage the enemy targets by air. 1. Locates the target (support sites or convoys). 2. Makes attack runs on the designated targets. 3. Inflicts heavy damage to the selected target. 4. Sustains no loss of aircraft. 5. Delays moving the force for more than one hour.

TASK: Attack (5-OPFOR-0001)

CONDITION: The opposing forces (OPFOR) element has located the enemy. The priority intelligence requirements (PIR) and other intelligence requirements have been obtained by OPFOR patrols. The OPFOR element has automatic and antiarmor weapons and light mortars.

STANDARD: The OPFOR element attempts to seize the terrain, vehicles, or equipment. 1. Develops an attack plan. 2. Surprises the enemy unit's main body. 3. Initiates the attack using a scheme of maneuver that exploits the enemy's flanks, gaps, and weaknesses. 4. Uses covered and concealed routes to approach the enemy forces' flanks, gaps, or weakly held areas. 5. Employs indirect fire to support the attack. 6. Penetrates enemy defenses. 7. Destroys equipment and supplies. 8. Inflicts heavy casualties. 9. Isolates the combat service support (CSS) base by blocking reinforcements. 10. Forces enemy units to displace. 11. Avoids being fixed in one position. 12. Withdraws before the CSS base is reinforced with tactical combat forces.

TASK: Surrender to the Capturing Unit on the Battlefield (5-OPFOR-0024)

CONDITION: The enemy has captured the opposing forces (OPFOR) element's soldiers, documents, and equipment sensitive to the OPFOR tactical operations.

STANDARD: The OPFOR soldiers retain or destroy documents and equipment. The OPFOR element surrenders documents and equipment of no tactical use to the enemy and attempts to conceal or destroy items of tactical value. The OPFOR element attempts escape and evasion. 1. Prevents the successful capture of documents and equipment. 2. Destroys documents and equipment. 3. Removes identifying markings from equipment. 4. Removes unit-identifying insignia. 5. Provides misleading information. 6. Plans an escape. 7. Delays movement to the nearest collection point. 8. Prevents safeguarding of enemy prisoners of war (EPWs) in order to cause embarrassment to the United States (US).

- ELEMENTS:** Company
 Company Headquarters
 Three Combat Support Element Platoon Headquarters
 Three Earthmoving Sections
 Three Dump Truck Sections
 Three Equipment Sections
 Maintenance Platoon Headquarters
 Unit Maintenance Section
 Direct Support Maintenance Section
 Maintenance Supply Section
 Maintenance Section
 Horizontal Construction Platoon
 Embankment Squad
 Grading and Compact Squad
 Excavation Squad
 Two General Construction Platoons
 Six General Construction Squads

TASK: Transport Casualties (for Units Without Medical Treatment Personnel) (08-2-C316.05-T01A)
 (FM 8-10-6) (AR 200-1) (AR 385-10)
 (FM 12-6) (FM 57-38)

ITERATION: 1 2 3 4 5 M (Circle)
COMMANDER/LEADER ASSESSMENT: T P U (Circle)

CONDITIONS: Unit personnel are wounded and some may be chemically contaminated. The unit has no organic medical treatment personnel. Threat force contact has been broken. Unit defenses have been reorganized. Casualties are transported from defensive positions to designated casualty collection points. All methods of transport are employed. Some wounded enemy prisoner of war (EPW) casualties may require transport. This task is performed simultaneously with other reorganization tasks. The tactical standing operating procedure (TACSOP) and the higher headquarters (HQ) operation order (OPORD) are available. Simplified collective-protection equipment (SCPE) is on hand and/or field-expedient and natural shelters are available. Some iterations of this task should be performed in MOPP4.

TASK STANDARDS: Casualties are transported as soon as the tactical situation permits according to the TACSOP, the OPORD, provisions of the Geneva Convention, and Field Manual (FM) 8-10-6. At mission-oriented protection posture (MOPP) 4, performance degradation factors increase the time required to transport casualties.

TASK STEPS AND PERFORMANCE MEASURES	GO	NO-GO
* 1. The commander and leaders supervise the transport of casualties. <ul style="list-style-type: none"> a. Monitored casualty transport operations for compliance with FM 8-10-6 and the TACSOP. b. Identified casualty collection points. c. Identified transport requirements. d. Supervised the preparation of casualties for transport. e. Coordinated the transport of casualties from the unit's area with the higher HQ personnel element according to FM 8-10-6 and the TACSOP. f. Coordinated security requirements for the pick-up site with subelements and the higher HQ operations element. g. Disseminated transport information to unit personnel. h. Forwarded the casualty feeder report and witness statements to the higher HQ personnel element according to FM 12-6 and the TACSOP. 		

TASK STEPS AND PERFORMANCE MEASURES	GO	NO-GO
<p>2. Element personnel prepare casualties for transport.</p> <ul style="list-style-type: none"> a. Provided first aid treatment to casualties. <p>NOTE: See Task 08-2-0003.05-T01A for detailed treatment procedures.</p> <ul style="list-style-type: none"> b. Reported casualties, as required. c. Collected classified documents such as the signal operation instructions (SOI) and standing signal instructions (SSI), maps, overlays, and key lists. d. Secured the custody of organizational equipment according to the TACSOP. e. Forwarded casualty feeder reports to unit HQ according to the TACSOP. <p>3. Element personnel transport casualties to casualty collection points using manual carries.</p> <ul style="list-style-type: none"> a. Selected the type of manual carry appropriate to the situation and the injury. b. Transported the casualty without causing further injury according to FM 8-10-6. <p>4. Unit personnel transport casualties to casualty collection points using litter carries.</p> <ul style="list-style-type: none"> a. Identified litter teams. b. Constructed an improvised litter from available material, as required. c. Secured the casualty on the litter. d. Transported the casualty without causing further injury according to FM 8-10-6. <p>5. Element personnel transport casualties to a medical treatment facility (MTF) using available vehicles.</p> <ul style="list-style-type: none"> a. Loaded the maximum number of casualties according to FM 8-10-6. b. Secured casualties in the vehicle. c. Transported casualties without causing further injury according to FM 8-10-6. <p>* 6. The commander and leaders request aeromedical evacuation.</p> <ul style="list-style-type: none"> a. Transmitted the request according to FM 8-10-6, the OPORD, and the TACSOP. b. Selected the landing site (which provides sufficient space for helicopter hover, landing, and take-off) according to FMs 8-10-6 and 57-38. c. Supervised the removal of all dangerous objects likely to be blown about before aircraft arrival. d. Supervised the security of the landing site according to the TACSOP. e. Ensured that the landing zone (LZ) was appropriately marked (light sets, smoke, and so forth) according to the TACSOP, if required. <p>7. Element personnel assist in loading the ambulance.</p> <ul style="list-style-type: none"> a. Employed the proper carrying and loading techniques according to FM 8-10-6. b. Loaded casualties in the sequence directed by the crew. c. Loaded casualties without causing unnecessary discomfort. d. Employed safety procedures according to Army Regulation (AR) 385-10, FM 8-10-6, and the TACSOP. e. Employed environmental-protection procedures according to AR 200-1 and the TACSOP. <p>8. Element personnel transport chemically contaminated casualties.</p> <ul style="list-style-type: none"> a. Assumed MOPP 4. b. Marked contaminated casualties according to the TACSOP. 		

TASK STEPS AND PERFORMANCE MEASURES	GO	NO-GO
c. Notified the supporting MTF that contaminated casualties were en route to their location. d. Transported casualties directly to a designated decontamination and treatment station. e. Protected casualties from further contamination during transport. 9. Unit personnel transport EPW casualties. a. Maintained security of EPW casualties according to the TACSOP. b. Searched EPW casualties for weapons and ordnance before transport. c. Transported EPW casualties according to the provisions of the Geneva Convention and the TACSOP.		

TASK PERFORMANCE / EVALUATION SUMMARY BLOCK							
ITERATION	1	2	3	4	5	M	TOTAL
TOTAL TASK STEPS EVALUATED							
TOTAL TASK STEPS "GO"							
TRAINING STATUS "GO"/"NO-GO"							

"*" indicates a leader task step.

SUPPORTING INDIVIDUAL TASKS: NONE

SUPPORTING COLLECTIVE TASKS: NONE

OPFOR TASKS AND STANDARDS

TASK: Disrupt a Route Reconnaissance (5-OPFOR-0021)

CONDITION: The enemy is conducting a route reconnaissance. The opposing forces (OPFOR) element is positioned along the enemy's route.

STANDARD: The OPFOR element attempts to disrupt a squad/section conducting a route reconnaissance. 1. Prevents the unit from meeting its specified time schedule. 2. Forces the unit to deviate from its specified route. 3. Prevents the unit from reaching its assigned destination. 4. Surprises the squad/section. 5. Inflicts casualties on the unit.

TASK: Conduct an Aerial Reconnaissance (5-OPFOR-0010)

CONDITION: The opposing forces (OPFOR) headquarters (HQ) element requires intelligence on the locations and identification of enemy elements. An aircraft is dispatched to take photographs and make a visual inspection of the enemy rear area.

STANDARD: The OPFOR element gathers photograph intelligence of the enemy. 1. Photographs the assigned sectors. 2. Makes quick visual checks where the ceiling is low. 3. Locates enemy positions in the area, particularly support and storage bases, and command and control (C2) facilities. 4. Sustains no loss of aircraft. 5. Reports priority intelligence requirements (PIR) and other information requirements to the OPFOR HQ.

TASK: Conduct a Raid (5-OPFOR-0004)

CONDITION: The opposing forces (OPFOR) element has occupied an objective rally point and has orders to conduct a raid on a combat service support (CSS) base.

STANDARD: The OPFOR element infiltrates the enemy's base and destroys all of the targets. 1. Surprises the enemy forces. 2. Assaults the support base and accomplishes the assigned tasks. 3. Destroys the specified equipment and supplies. 4. Avoids being decisively engaged. 5. Withdraws all personnel from the objective areas within the time prescribed. 6. Obtains all priority intelligence requirements (PIR) from the raid site. 7. Sustains only light casualties from enemy fire.

TASK: Defeat Obstacles (5-OPFOR-0009)

CONDITION: The opposing forces (OPFOR) element encounters an obstacle that blocks the avenue of approach as it advances upon the enemy forces.

STANDARD: The OPFOR element bypasses or breaches the enemy obstacle. 1. Detects the obstacle before halting its main body. 2. Defeats the obstacle. a. Bypasses the obstacle without entering the engagement areas. b. Breaches the obstacle within 45 minutes and passes its entire force through the obstacle. 3. Does not incur degradation to the point that the mission must be discontinued.

TASK: Conduct an Attack (5-OPFOR-0008)

CONDITION: The enemy is conducting tactical operations. The opposing forces (OPFOR) element receives orders to attack the enemy, the area of occupation, or the main supply route (MSR) with smoke.

STANDARD: The OPFOR element disrupts the enemy's movement and smoke operations. 1. Determines the delivery method of the smoke attack. 2. Locates the target. 3. Delivers the smoke attack downwind. 4. Attacks the enemy with smoke, and surge attacks when the enemy responds to the smoke.

TASK: Disrupt Construction of Vehicle Fighting Positions (5-OPFOR-0020)

CONDITION: The opposing forces (OPFOR) element has located the enemy. The priority intelligence requirements (PIR) and other intelligence obtained by OPFOR patrols indicate the enemy is constructing vehicle fighting positions within its defensive area. The OPFOR element has automatic and antiarmor weapons and light mortars.

STANDARD: The OPFOR element attempts to disrupt the enemy's efforts to establish vehicle fighting positions. 1. Locates the defensive area. 2. Surprises the main body. 3. Penetrates the defensive area with squad-size probes. 4. Inflicts casualties on the unit. 5. Destroys vehicles. 6. Disrupts the unit's preparations (prevents or delays beyond the unit's allotted time).

TASK: Disrupt an Engineer Reconnaissance (5-OPFOR-0022)

CONDITION: The enemy is conducting an engineer reconnaissance. The opposing forces (OPFOR) element is positioned along the enemy's route.

STANDARD: The OPFOR element disrupts an engineer reconnaissance. 1. Prevents the unit from meeting its specified time schedule. 2. Forces the unit to deviate from its specified route. 3. Prevents the unit from accomplishing its assigned engineer reconnaissance. 4. Surprises the unit conducting the reconnaissance.

TASK: Conduct Terrorist and Saboteur Attacks (5-OPFOR-0005)

CONDITION: The opposing forces (OPFOR) element dispatches small teams into the enemy's rear area to disrupt combat service support (CSS) operations.

STANDARD: The enemy sustains disrupted command and control (C2), destroyed equipment and supplies, and light casualties. 1. Locates rear support bases and C2 facilities. 2. Delays and disrupts CSS operations through probes. 3. Infiltrates CSS bases to conduct sabotage and terrorist activities. 4. Inflicts light casualties. 5. Destroys supplies and equipment.

TASK: Defend a Minefield (5-OPFOR-0023)

CONDITION: The enemy is conducting a minefield sweeping operation. The opposing forces (OPFOR) element has a minefield placed in the enemy's path. The minefield is under constant observation and fire.

STANDARD: The OPFOR element defends a minefield against an enemy element conducting a minefield sweeping operation. 1. Prevents the unit from detecting the obstacle. 2. Disrupts the minefield sweeping operation. 3. Prevents the unit from conducting the minefield sweeping operation, prevents the unit from moving all personnel through the breach or delays the completion of the minefield sweeping operation for more than 45 minutes.

TASK: Conduct an Ambush (5-OPFOR-0007)

CONDITION: The enemy is moving in a convoy. The opposing forces (OPFOR) element is positioned along the enemy's route.

STANDARD: The OPFOR element inflicts casualties on the enemy and causes vehicle and equipment damage. 1. Prepares an ambush site before the element arrives. 2. Surprises march element forces. 3. Inflicts heavy casualties within the designated kill zone. 4. Inflicts heavy damage to vehicles and equipment within the designated kill zone. 5. Delays the march element from reaching a specified destination for a specified period of time. 6. Withdraws on order. 7. Sustains no casualties. 8. Reports actions to superiors.

TASK: Maintain Contact (5-OPFOR-0003)

CONDITION: The opposing forces (OPFOR) element is engaged with enemy base defense forces. The enemy forces are withdrawing under pressure.

STANDARD: The OPFOR element maintains enemy contact while the enemy withdraws. 1. Engages the enemy forces decisively. 2. Advances the OPFOR as the enemy forces withdraw. 3. Inflicts heavy casualties. 4. Captures the members of the enemy force. 5. Captures documents and equipment. 6. Safeguards captured documents, equipment, and personnel.

TASK: Surrender to the Capturing Unit on the Battlefield (5-OPFOR-0024)

CONDITION: The enemy has captured the opposing forces (OPFOR) element's soldiers, documents, and equipment sensitive to the OPFOR tactical operations.

STANDARD: The OPFOR soldiers retain or destroy documents and equipment. The OPFOR element surrenders documents and equipment of no tactical use to the enemy and attempts to conceal or destroy items of tactical value. The OPFOR element attempts escape and evasion. 1. Prevents the successful capture of documents and equipment. 2. Destroys documents and equipment. 3. Removes identifying markings from equipment. 4. Removes unit-identifying insignia. 5. Provides misleading information. 6. Plans an escape. 7. Delays movement to the nearest collection point. 8. Prevents safeguarding of enemy prisoners of war (EPWs) in order to cause embarrassment to the United States (US).

TASK: Disrupt a Net Control Station (NCS) (5-OPFOR-0019)

CONDITION: The enemy has established a NCS. The opposing forces (OPFOR) element has radio and jamming equipment.

STANDARD: The OPFOR element attempts to disrupt an NCS. 1. Attempts to locate the radio frequency that the unit is operating on. 2. Attempts to enter the radio net. 3. Attempts to issue "bogus" orders to a unit on the net. 4. Jams the radio frequency and forces the unit to go to an alternate frequency.

TASK: Disrupt Defensive Preparations (5-OPFOR-0018)

CONDITION: The opposing forces (OPFOR) element has located the enemy. Priority intelligence requirements (PIR) and other intelligence requirements obtained by OPFOR patrols indicate that the enemy elements are establishing defensive positions. The OPFOR element has automatic and antiarmor weapons and light mortars.

STANDARD: The OPFOR element disrupts and delays the enemy's defensive preparations. 1. Locates and penetrates the enemy's security system. 2. Forces the enemy to delay defensive preparations. 3. Disrupts the enemy's obstacle preparations.

TASK: Disrupt Enemy Movement and Operations Using Tactical Nuclear Weapons (5-OPFOR-0016)

CONDITION: The opposing forces (OPFOR) element has located the enemy. Priority intelligence requirements (PIR) and other intelligence requirements have been obtained by OPFOR patrols. Tactical nuclear weapons are employed against key locations in the rear area.

STANDARD: The OPFOR element disrupts enemy movement and operations. 1. Disrupts or delays the movement of the enemy's equipment and supplies to the forward areas. 2. Destroys enemy equipment and supplies. 3. Inflicts a high rate of nuclear casualties among the enemy forces. 4. Denies the enemy the use of specified areas. 5. Contaminates the enemy's equipment and supplies.

TASK: Disrupt Quartering Party Operations (5-OPFOR-0017)

CONDITION: The enemy is conducting quartering party operations. It has established an assembly area (AA) but has not moved in the main body.

STANDARD: The opposing forces (OPFOR) element attempts to disrupt quartering party operations and infiltrate the enemy's AA. 1. Locates the quartering party and the AA. 2. Surprises the main body. 3. Penetrates the AA with squad-size probes. 4. Inflicts personnel casualties and vehicle damage. 5. Disrupts the unit's preparations (prevents or delays beyond the unit's allotted time).

TASK: Disrupt Enemy Movement and Operations Using Persistent and Nonpersistent Chemical Weapons (5-OPFOR-0015)

CONDITION: The opposing forces (OPFOR) element has located the enemy. Priority intelligence requirements (PIR) and other intelligence requirements have been obtained by OPFOR patrols. The OPFOR units deliver chemical agents, by means of conventional artillery weapons or aircraft, along selected supply routes and key bases in the rear area.

STANDARD: The OPFOR element disrupts enemy movement and operations using persistent and nonpersistent chemical weapons. 1. Delivers chemical agents in low and densely wooded areas. 2. Delays the movement of enemy supplies and equipment to the forward areas. 3. Restricts the movement of the enemy units in the rear area. 4. Channels the movement of enemy units into predesignated ambush areas. 5. Contaminates enemy supplies and equipment. 6. Inflicts a high rate of casualties on enemy forces.

TASK: Disrupt Movement (5-OPFOR-0014)

CONDITION: The enemy is expected to move through the opposing forces (OPFOR) element's area of operations. The OPFOR element has received an operation order (OPORD) or fragmentary order (FRAGO) to disrupt enemy movement. The enemy has the capability to defend with direct fire and antiarmor weapons.

STANDARD: The OPFOR element delays enemy movement. 1. Delays the element. 2. Forces the element to deviate from its route. 3. Prevents the element from reaching its destination. 4. Surprises the element's main body.

TASK: Counter Passage of Lines (5-OPFOR-0012)

CONDITION: Enemy forces are in defensive positions, but they are expected to attempt passage-of-lines operations. The opposing forces (OPFOR) received orders to disrupt enemy passage-of-lines operations.

STANDARD: The OPFOR element delays or prevents enemy passage of lines. 1. Delays the passage. 2. Prevents the company from moving all personnel through the stationary unit. 3. Engages the main body of either the moving or the stationary unit.

TASK: Disrupt Assembly Area (AA) Activities (5-OPFOR-0013)

CONDITION: Intelligence reports indicate that platoon- and company-size enemy units are operating in the opposing forces (OPFOR) area of operations. Enemy units can defend from AAs with direct fire, antiarmor weapons, and indirect fire. The enemy has close air support (CAS) and nuclear, biological, and chemical (NBC) capabilities.

STANDARD: The OPFOR element locates and disrupts the enemy's AA activities. 1. Locates the element's AA. 2. Probes the AA with squad- or team-size elements. 3. Inflicts more than 5 percent casualties on the element. 4. Disrupts the element's preparations (prevents or delays beyond the element's allotted time).

TASK: Attack (5-OPFOR-0001)

CONDITION: The opposing forces (OPFOR) element has located the enemy. The priority intelligence requirements (PIR) and other intelligence requirements have been obtained by OPFOR patrols. The OPFOR element has automatic and antiarmor weapons and light mortars.

STANDARD: The OPFOR element attempts to seize the terrain, vehicles, or equipment. 1. Develops an attack plan. 2. Surprises the enemy unit's main body. 3. Initiates the attack using a scheme of maneuver that exploits the enemy's flanks, gaps, and weaknesses. 4. Uses covered and concealed routes to approach the enemy forces' flanks, gaps, or weakly held areas. 5. Employs indirect fire to support the attack. 6. Penetrates enemy defenses. 7. Destroys equipment and supplies. 8. Inflicts heavy casualties. 9. Isolates the combat service support (CSS) base by blocking reinforcements. 10. Forces enemy units to displace. 11. Avoids being fixed in one position. 12. Withdraws before the CSS base is reinforced with tactical combat forces.

TASK: Conduct Air Attacks (5-OPFOR-0002)

CONDITION: The opposing forces (OPFOR) element in the rear area has forwarded the positions of the enemy support sites or the locations of moving elements. The OPFOR aircraft have been dispatched to attack enemy installations or convoys.

STANDARD: The OPFOR element attempts to delay, disrupt, or damage the enemy targets by air. 1. Locates the target (support sites or convoys). 2. Makes attack runs on the designated targets. 3. Inflicts heavy damage to the selected target. 4. Sustains no loss of aircraft. 5. Delays moving the force for more than one hour.

TASK: Conduct Sniper Operations (5-OPFOR-0006)

CONDITION: The opposing forces (OPFOR) element has assigned snipers (regular or irregular elements) in the enemy's rear area along the main supply route (MSR) and near support sites.

STANDARD: The OPFOR element kills or wounds targets. 1. Sets up a well-concealed location. 2. Engages vehicle drivers or personnel on foot with short bursts of semiautomatic fire. 3. Kills or wounds selected targets. 4. Prevents the position from being discovered by enemy forces. 5. Evacuates the area without being spotted. 6. Reports all specified priority intelligence requirements (PIR) and other intelligence requirements to the OPFOR headquarters (HQ).

- ELEMENTS:** Company
 Company Headquarters
 Maintenance Section
 Horizontal Construction Platoon
 Embankment Squad
 Grading and Compact Squad
 Excavation Squad
 Two General Construction Platoons
 Six General Construction Squads

TASK: Conduct Battlefield Stress Reduction and Stress Prevention Procedures (08-2-R303.05-T01A)
 (FM 8-51) (FM 22-51)

ITERATION: 1 2 3 4 5 M (Circle)
COMMANDER/LEADER ASSESSMENT: T P U (Circle)

CONDITIONS: Combat health support (CHS) operations have commenced. Element personnel are deployed in support of higher headquarters (HQ) operations. The unit's sleep plan and the tactical standing operating procedure (TACSOP) to manage battle fatigue (BF) soldiers have been developed. Personnel have been cross-trained on critical tasks. Operations are continuous over a prolonged period causing stressful situations for personnel. The commander has directed that procedures for managing battlefield stress be implemented. Simplified collective-protection equipment (SCPE) is on hand or field-expedient and natural shelters are available.

NOTE: Due to the technical knowledge and skills required to perform some military occupational specialty (MOS-) specific tasks, caution must be exercised when cross-training personnel. For instance, nonmedical personnel cannot be cross-trained to perform MOS-specific medical tasks. Some iterations of this task should be performed in MOPP4.

TASK STANDARDS: The element applies techniques that counter battlefield stress. At mission-oriented protection posture (MOPP) 4, performance degradation factors increase the need for stress prevention implementation. The time required to perform this task is increased when conducting it in MOPP 4.

TASK STEPS AND PERFORMANCE MEASURES	GO	NO-GO
<ul style="list-style-type: none"> * 1. The commander and leaders perform stress prevention leader actions. <ul style="list-style-type: none"> a. Issued warning orders, operation orders (OPORDs), and fragmentary orders (FRAGOs) to the lowest possible level. b. Provided soldiers with an accurate assessment of the friendly and enemy situation. c. Briefed the leaders' intention to all unit personnel. d. Spoke positively concerning the unit's missions, purpose, and abilities. e. Encouraged a positive attitude throughout the unit. f. Instituted an information dissemination plan designed to quell and prevent rumors. g. Informed personnel of the availability of religious support. * 2. The commander and leaders implement the sleep plan. <ul style="list-style-type: none"> a. Provided a safe and secure area away from vehicles and other high-noise activities. b. Adjusted the sleep plan as dictated by the tactical situation. c. Enforced the sleep plan according to the TACSOP. * 3. Leaders implement task rotation or restructuring procedures. <ul style="list-style-type: none"> a. Alternated cross-trained unit personnel on critical tasks, as required. 		

TASK STEPS AND PERFORMANCE MEASURES	GO	NO-GO
<ul style="list-style-type: none"> b. Rotated unit personnel between demanding and nondemanding tasks. c. Assigned two soldiers to function independently on tasks requiring a high degree of accuracy. d. Adjusted task rotation policies and procedures to the tactical situation. <p>* 4. Leaders implement stress-coping and stress management techniques.</p> <ul style="list-style-type: none"> a. Integrated new unit members into the unit immediately. b. Assisted soldiers in resolving home front problems. c. Implemented a buddy system to observe signs of stress or BF among soldiers and leaders. d. Provided instruction on relaxation techniques to all personnel before deployment. e. Conducted after-action debriefings. f. Scheduled a critical-event debriefing after any especially traumatic event according to Field Manual (FM) 22-51. g. Conducted unit award, decoration, recognition, and memorial ceremonies. <p>* 5. The commander and leaders implement stress control techniques.</p> <ul style="list-style-type: none"> a. Implemented a plan to deal with mild, seriously stressed, or BF cases. b. Assigned soldiers showing signs of severe stress or BF to simple tasks. c. Directed personnel to be supportive of stressed or BF soldiers. d. Referred soldiers showing signs of serious stress or BF to the supporting medical treatment facility (MTF) for evaluation. e. Reintegrated return-to-duty (RTD) soldiers into their specific element. <p>6. Element personnel employ stress prevention measures.</p> <ul style="list-style-type: none"> a. Maintained a positive attitude concerning the unit's mission, purpose, and abilities. b. Complied with the commander's sleep plan. c. Identified other soldiers with signs of stress or BF. d. Provided immediate buddy-aid support. e. Reported signs of stress or BF in other soldiers to their immediate supervisor. f. Accepted new unit members immediately. g. Practiced relaxation techniques at appropriate times and places. h. Participated in buddy systems and after-action debriefings. 		

TASK PERFORMANCE / EVALUATION SUMMARY BLOCK							
ITERATION	1	2	3	4	5	M	TOTAL
TOTAL TASK STEPS EVALUATED							
TOTAL TASK STEPS "GO"							
TRAINING STATUS "GO"/"NO-GO"							

"*" indicates a leader task step.

SUPPORTING INDIVIDUAL TASKS: NONE

SUPPORTING COLLECTIVE TASKS: NONE

OPFOR TASKS AND STANDARDS

TASK: Disrupt a Route Reconnaissance (5-OPFOR-0021)

CONDITION: The enemy is conducting a route reconnaissance. The opposing forces (OPFOR) element is positioned along the enemy's route.

STANDARD: The OPFOR element attempts to disrupt a squad/section conducting a route reconnaissance. 1. Prevents the unit from meeting its specified time schedule. 2. Forces the unit to deviate from its specified route. 3. Prevents the unit from reaching its assigned destination. 4. Surprises the squad/section. 5. Inflicts casualties on the unit.

TASK: Conduct an Aerial Reconnaissance (5-OPFOR-0010)

CONDITION: The opposing forces (OPFOR) headquarters (HQ) element requires intelligence on the locations and identification of enemy elements. An aircraft is dispatched to take photographs and make a visual inspection of the enemy rear area.

STANDARD: The OPFOR element gathers photograph intelligence of the enemy. 1. Photographs the assigned sectors. 2. Makes quick visual checks where the ceiling is low. 3. Locates enemy positions in the area, particularly support and storage bases, and command and control (C2) facilities. 4. Sustains no loss of aircraft. 5. Reports priority intelligence requirements (PIR) and other information requirements to the OPFOR HQ.

TASK: Conduct a Raid (5-OPFOR-0004)

CONDITION: The opposing forces (OPFOR) element has occupied an objective rally point and has orders to conduct a raid on a combat service support (CSS) base.

STANDARD: The OPFOR element infiltrates the enemy's base and destroys all of the targets. 1. Surprises the enemy forces. 2. Assaults the support base and accomplishes the assigned tasks. 3. Destroys the specified equipment and supplies. 4. Avoids being decisively engaged. 5. Withdraws all personnel from the objective areas within the time prescribed. 6. Obtains all priority intelligence requirements (PIR) from the raid site. 7. Sustains only light casualties from enemy fire.

TASK: Defeat Obstacles (5-OPFOR-0009)

CONDITION: The opposing forces (OPFOR) element encounters an obstacle that blocks the avenue of approach as it advances upon the enemy forces.

STANDARD: The OPFOR element bypasses or breaches the enemy obstacle. 1. Detects the obstacle before halting its main body. 2. Defeats the obstacle. a. Bypasses the obstacle without entering the engagement areas. b. Breaches the obstacle within 45 minutes and passes its entire force through the obstacle. 3. Does not incur degradation to the point that the mission must be discontinued.

TASK: Conduct an Attack (5-OPFOR-0008)

CONDITION: The enemy is conducting tactical operations. The opposing forces (OPFOR) element receives orders to attack the enemy, the area of occupation, or the main supply route (MSR) with smoke.

STANDARD: The OPFOR element disrupts the enemy's movement and smoke operations. 1. Determines the delivery method of the smoke attack. 2. Locates the target. 3. Delivers the smoke attack downwind. 4. Attacks the enemy with smoke, and surge attacks when the enemy responds to the smoke.

TASK: Disrupt Construction of Vehicle Fighting Positions (5-OPFOR-0020)

CONDITION: The opposing forces (OPFOR) element has located the enemy. The priority intelligence requirements (PIR) and other intelligence obtained by OPFOR patrols indicate the enemy is constructing vehicle fighting positions within its defensive area. The OPFOR element has automatic and antiarmor weapons and light mortars.

STANDARD: The OPFOR element attempts to disrupt the enemy's efforts to establish vehicle fighting positions. 1. Locates the defensive area. 2. Surprises the main body. 3. Penetrates the defensive area with squad-size probes. 4. Inflicts casualties on the unit. 5. Destroys vehicles. 6. Disrupts the unit's preparations (prevents or delays beyond the unit's allotted time).

TASK: Disrupt an Engineer Reconnaissance (5-OPFOR-0022)

CONDITION: The enemy is conducting an engineer reconnaissance. The opposing forces (OPFOR) element is positioned along the enemy's route.

STANDARD: The OPFOR element disrupts an engineer reconnaissance. 1. Prevents the unit from meeting its specified time schedule. 2. Forces the unit to deviate from its specified route. 3. Prevents the unit from accomplishing its assigned engineer reconnaissance. 4. Surprises the unit conducting the reconnaissance.

TASK: Conduct Terrorist and Saboteur Attacks (5-OPFOR-0005)

CONDITION: The opposing forces (OPFOR) element dispatches small teams into the enemy's rear area to disrupt combat service support (CSS) operations.

STANDARD: The enemy sustains disrupted command and control (C2), destroyed equipment and supplies, and light casualties. 1. Locates rear support bases and C2 facilities. 2. Delays and disrupts CSS operations through probes. 3. Infiltrates CSS bases to conduct sabotage and terrorist activities. 4. Inflicts light casualties. 5. Destroys supplies and equipment.

TASK: Defend a Minefield (5-OPFOR-0023)

CONDITION: The enemy is conducting a minefield sweeping operation. The opposing forces (OPFOR) element has a minefield placed in the enemy's path. The minefield is under constant observation and fire.

STANDARD: The OPFOR element defends a minefield against an enemy element conducting a minefield sweeping operation. 1. Prevents the unit from detecting the obstacle. 2. Disrupts the minefield sweeping operation. 3. Prevents the unit from conducting the minefield sweeping operation, prevents the unit from moving all personnel through the breach or delays the completion of the minefield sweeping operation for more than 45 minutes.

TASK: Conduct an Ambush (5-OPFOR-0007)

CONDITION: The enemy is moving in a convoy. The opposing forces (OPFOR) element is positioned along the enemy's route.

STANDARD: The OPFOR element inflicts casualties on the enemy and causes vehicle and equipment damage. 1. Prepares an ambush site before the element arrives. 2. Surprises march element forces. 3. Inflicts heavy casualties within the designated kill zone. 4. Inflicts heavy damage to vehicles and equipment within the designated kill zone. 5. Delays the march element from reaching a specified destination for a specified period of time. 6. Withdraws on order. 7. Sustains no casualties. 8. Reports actions to superiors.

TASK: Maintain Contact (5-OPFOR-0003)

CONDITION: The opposing forces (OPFOR) element is engaged with enemy base defense forces. The enemy forces are withdrawing under pressure.

STANDARD: The OPFOR element maintains enemy contact while the enemy withdraws. 1. Engages the enemy forces decisively. 2. Advances the OPFOR as the enemy forces withdraw. 3. Inflicts heavy casualties. 4. Captures the members of the enemy force. 5. Captures documents and equipment. 6. Safeguards captured documents, equipment, and personnel.

TASK: Disrupt a Net Control Station (NCS) (5-OPFOR-0019)

CONDITION: The enemy has established a NCS. The opposing forces (OPFOR) element has radio and jamming equipment.

STANDARD: The OPFOR element attempts to disrupt an NCS. 1. Attempts to locate the radio frequency that the unit is operating on. 2. Attempts to enter the radio net. 3. Attempts to issue "bogus" orders to a unit on the net. 4. Jams the radio frequency and forces the unit to go to an alternate frequency.

TASK: Disrupt Defensive Preparations (5-OPFOR-0018)

CONDITION: The opposing forces (OPFOR) element has located the enemy. Priority intelligence requirements (PIR) and other intelligence requirements obtained by OPFOR patrols indicate that the enemy elements are establishing defensive positions. The OPFOR element has automatic and antiarmor weapons and light mortars.

STANDARD: The OPFOR element disrupts and delays the enemy's defensive preparations. 1. Locates and penetrates the enemy's security system. 2. Forces the enemy to delay defensive preparations. 3. Disrupts the enemy's obstacle preparations.

TASK: Disrupt Enemy Movement and Operations Using Tactical Nuclear Weapons (5-OPFOR-0016)

CONDITION: The opposing forces (OPFOR) element has located the enemy. Priority intelligence requirements (PIR) and other intelligence requirements have been obtained by OPFOR patrols. Tactical nuclear weapons are employed against key locations in the rear area.

STANDARD: The OPFOR element disrupts enemy movement and operations. 1. Disrupts or delays the movement of the enemy's equipment and supplies to the forward areas. 2. Destroys enemy equipment and supplies. 3. Inflicts a high rate of nuclear casualties among the enemy forces. 4. Denies the enemy the use of specified areas. 5. Contaminates the enemy's equipment and supplies.

TASK: Disrupt Quartering Party Operations (5-OPFOR-0017)

CONDITION: The enemy is conducting quartering party operations. It has established an assembly area (AA) but has not moved in the main body.

STANDARD: The opposing forces (OPFOR) element attempts to disrupt quartering party operations and infiltrate the enemy's AA. 1. Locates the quartering party and the AA. 2. Surprises the main body. 3. Penetrates the AA with squad-size probes. 4. Inflicts personnel casualties and vehicle damage. 5. Disrupts the unit's preparations (prevents or delays beyond the unit's allotted time).

TASK: Disrupt Enemy Movement and Operations Using Persistent and Nonpersistent Chemical Weapons (5-OPFOR-0015)

CONDITION: The opposing forces (OPFOR) element has located the enemy. Priority intelligence requirements (PIR) and other intelligence requirements have been obtained by OPFOR patrols. The OPFOR units deliver chemical agents, by means of conventional artillery weapons or aircraft, along selected supply routes and key bases in the rear area.

STANDARD: The OPFOR element disrupts enemy movement and operations using persistent and nonpersistent chemical weapons. 1. Delivers chemical agents in low and densely wooded areas. 2. Delays the movement of enemy supplies and equipment to the forward areas. 3. Restricts the movement of the enemy units in the rear area. 4. Channels the movement of enemy units into predesignated ambush areas. 5. Contaminates enemy supplies and equipment. 6. Inflicts a high rate of casualties on enemy forces.

TASK: Disrupt Movement (5-OPFOR-0014)

CONDITION: The enemy is expected to move through the opposing forces (OPFOR) element's area of operations. The OPFOR element has received an operation order (OPORD) or fragmentary order (FRAGO) to disrupt enemy movement. The enemy has the capability to defend with direct fire and antiarmor weapons.

STANDARD: The OPFOR element delays enemy movement. 1. Delays the element. 2. Forces the element to deviate from its route. 3. Prevents the element from reaching its destination. 4. Surprises the element's main body.

TASK: Counter Passage of Lines (5-OPFOR-0012)

CONDITION: Enemy forces are in defensive positions, but they are expected to attempt passage-of-lines operations. The opposing forces (OPFOR) received orders to disrupt enemy passage-of-lines operations.

STANDARD: The OPFOR element delays or prevents enemy passage of lines. 1. Delays the passage. 2. Prevents the company from moving all personnel through the stationary unit. 3. Engages the main body of either the moving or the stationary unit.

TASK: Disrupt Assembly Area (AA) Activities (5-OPFOR-0013)

CONDITION: Intelligence reports indicate that platoon- and company-size enemy units are operating in the opposing forces (OPFOR) area of operations. Enemy units can defend from AAs with direct fire, antiarmor weapons, and indirect fire. The enemy has close air support (CAS) and nuclear, biological, and chemical (NBC) capabilities.

STANDARD: The OPFOR element locates and disrupts the enemy's AA activities. 1. Locates the element's AA. 2. Probes the AA with squad- or team-size elements. 3. Inflicts more than 5 percent casualties on the element. 4. Disrupts the element's preparations (prevents or delays beyond the element's allotted time).

TASK: Attack (5-OPFOR-0001)

CONDITION: The opposing forces (OPFOR) element has located the enemy. The priority intelligence requirements (PIR) and other intelligence requirements have been obtained by OPFOR patrols. The OPFOR element has automatic and antiarmor weapons and light mortars.

STANDARD: The OPFOR element attempts to seize the terrain, vehicles, or equipment. 1. Develops an attack plan. 2. Surprises the enemy unit's main body. 3. Initiates the attack using a scheme of maneuver that exploits the enemy's flanks, gaps, and weaknesses. 4. Uses covered and concealed routes to approach the enemy forces' flanks, gaps, or weakly held areas. 5. Employs indirect fire to support the attack. 6. Penetrates enemy defenses. 7. Destroys equipment and supplies. 8. Inflicts heavy casualties. 9. Isolates the combat service support (CSS) base by blocking reinforcements. 10. Forces enemy units to displace. 11. Avoids being fixed in one position. 12. Withdraws before the CSS base is reinforced with tactical combat forces.

TASK: Surrender to the Capturing Unit on the Battlefield (5-OPFOR-0024)

CONDITION: The enemy has captured the opposing forces (OPFOR) element's soldiers, documents, and equipment sensitive to the OPFOR tactical operations.

STANDARD: The OPFOR soldiers retain or destroy documents and equipment. The OPFOR element surrenders documents and equipment of no tactical use to the enemy and attempts to conceal or destroy items of tactical value. The OPFOR element attempts escape and evasion. 1. Prevents the successful capture of documents and equipment. 2. Destroys documents and equipment. 3. Removes identifying markings from equipment. 4. Removes unit-identifying insignia. 5. Provides misleading information. 6. Plans an escape. 7. Delays movement to the nearest collection point. 8. Prevents safeguarding of enemy prisoners of war (EPWs) in order to cause embarrassment to the United States (US).

TASK: Conduct Air Attacks (5-OPFOR-0002)

CONDITION: The opposing forces (OPFOR) element in the rear area has forwarded the positions of the enemy support sites or the locations of moving elements. The OPFOR aircraft have been dispatched to attack enemy installations or convoys.

STANDARD: The OPFOR element attempts to delay, disrupt, or damage the enemy targets by air. 1. Locates the target (support sites or convoys). 2. Makes attack runs on the designated targets. 3. Inflicts heavy damage to the selected target. 4. Sustains no loss of aircraft. 5. Delays moving the force for more than one hour.

TASK: Conduct Sniper Operations (5-OPFOR-0006)

CONDITION: The opposing forces (OPFOR) element has assigned snipers (regular or irregular elements) in the enemy's rear area along the main supply route (MSR) and near support sites.

STANDARD: The OPFOR element kills or wounds targets. 1. Sets up a well-concealed location. 2. Engages vehicle drivers or personnel on foot with short bursts of semiautomatic fire. 3. Kills or wounds selected targets. 4. Prevents the position from being discovered by enemy forces. 5. Evacuates the area without being spotted. 6. Reports all specified priority intelligence requirements (PIR) and other intelligence requirements to the OPFOR headquarters (HQ).

ELEMENTS: Company Headquarters
 Maintenance Platoon Headquarters
 Maintenance Section
 Horizontal Construction Platoon
 Two General Construction Platoons

TASK: Perform Field Sanitation Functions (08-2-R315.05-T01A)
 (FM 21-10) (AR 200-1) (AR 385-10)
 (AR 40-5) (FM 21-10-1)

ITERATION: 1 2 3 4 5 M (Circle)
COMMANDER/LEADER ASSESSMENT: T P U (Circle)

CONDITIONS: Health hazards exist that require field sanitation measures. The element is in the field without permanent sanitation or water facilities. The commander has selected and trained the unit's field sanitation team (FST). The combat health support (CHS) plan, the tactical standing operating procedure (TACSOP), and higher headquarters's (HQ) operation order (OPORD) are available. All required sanitation equipment is available. Field sanitation measures are continuous and are performed simultaneously with other operational tasks. Simplified collective-protection equipment (SCPE) is on hand and field-expedient and natural shelters are available. Some iterations of this task should be performed in MOPP4.

TASK STANDARDS: The FST performs field sanitation measures according to the TACSOP, Field Manuals (FMs) 21-10 and 21-10-1, and the commander's guidance. At mission-oriented protection posture (MOPP) 4, only minimum-essential field sanitation activities are performed.

TASK STEPS AND PERFORMANCE MEASURES	GO	NO-GO
<p>* 1. The commander directs field sanitation measures.</p> <ul style="list-style-type: none"> a. Directed field sanitation activities to counter a medical threat. b. Monitored field sanitation activities for compliance with FMs 21-10 and 21-10-1 and the TACSOP. c. Enforced individual field sanitation measures. d. Requested assistance from the supporting preventive medicine (PVNTMED) element for sanitation problems that were beyond the expertise of the unit's FST according to the TACSOP and the OPORD. e. Corrected field sanitation deficiencies. f. Reported field sanitation deficiencies that could not be corrected by unit personnel to the FST. g. Enforced safety procedures according to Army Regulation (AR) 385-10 and the TACSOP. h. Enforced environmental-protection procedures according to AR 200-1 and the TACSOP. <p>2. The FST supervises the unit's field sanitation measures.</p> <ul style="list-style-type: none"> a. Maintained the field sanitation basic load according to AR 40-5 and FM 21-10-1. b. Supervised the distribution of field sanitation basic load items according to AR 40-5 and FM 21-10-1. c. Tested the unit's water supply for the required chlorine residual level according to FM 21-10-1 and the TACSOP. d. Inspected water containers and trailers according to FM 21-10-1 and the TACSOP. 		

TASK STEPS AND PERFORMANCE MEASURES	GO	NO-GO
<ul style="list-style-type: none"> e. Monitored personnel to ensure that they used personal protective measures (skin, clothing, and bed net repellent) against arthropods and rodents according to applicable directives and the commander's guidance. f. Conducted rodent surveys, as required. g. Monitored personnel for the employment of correct hygiene measures. h. Monitored waste facilities and procedures for compliance with AR 40-5, FM 21-10-1, and the TACSOP, as required. i. Inspected latrines and urinals according to FM 21-10-1 and the TACSOP. j. Inspected liquid and solid waste-disposal facilities to ensure their compliance with AR 40-5, FM 21-10-1, and the TACSOP. k. Inspected hand-washing devices according to FM 21-10-1 and the TACSOP. l. Inspected the transport, storage, preparation, and service of food for compliance with FM 21-10-1 and the TACSOP. m. Provided advice, recommendations, and training requirements to the commander. n. Enforced safety procedures according to AR 385-10 and the TACSOP. o. Enforced environmental-protection procedures according to AR 200-1 and the TACSOP. <p>3. Unit personnel employ field sanitation measures.</p> <ul style="list-style-type: none"> a. Maintained the prescribed load of water purification materials according to AR 40-5, FM 21-10, and the TACSOP. b. Prepared nonpotable water for personal use according to FM 21-10 and the TACSOP. c. Consumed only water designated as potable. d. Maintained latrines and hand-washing facilities according to FM 21-10 and the TACSOP. e. Employed preventive measures against cold and heat injuries. f. Employed personal-hygiene measures. g. Employed preventive measures against arthropod and rodent infestation, to include using skin, clothing, and bed net repellent. h. Reported field sanitation deficiencies to the FST. i. Employed safety procedures according to AR 385-10 and the TACSOP. j. Employed environmental-protection procedures according to AR 200-1 and the TACSOP. 		

TASK PERFORMANCE / EVALUATION SUMMARY BLOCK							
ITERATION	1	2	3	4	5	M	TOTAL
TOTAL TASK STEPS EVALUATED							
TOTAL TASK STEPS "GO"							
TRAINING STATUS "GO"/"NO-GO"							

"*" indicates a leader task step.

SUPPORTING INDIVIDUAL TASKS: NONE

SUPPORTING COLLECTIVE TASKS: NONE

OPFOR TASKS AND STANDARDS

TASK: Surrender to the Capturing Unit on the Battlefield (5-OPFOR-0024)

CONDITION: The enemy has captured the opposing forces (OPFOR) element's soldiers, documents, and equipment sensitive to the OPFOR tactical operations.

STANDARD: The OPFOR soldiers retain or destroy documents and equipment. The OPFOR element surrenders documents and equipment of no tactical use to the enemy and attempts to conceal or destroy items of tactical value. The OPFOR element attempts escape and evasion. 1. Prevents the successful capture of documents and equipment. 2. Destroys documents and equipment. 3. Removes identifying markings from equipment. 4. Removes unit-identifying insignia. 5. Provides misleading information. 6. Plans an escape. 7. Delays movement to the nearest collection point. 8. Prevents safeguarding of enemy prisoners of war (EPWs) in order to cause embarrassment to the United States (US).

TASK: Disrupt a Route Reconnaissance (5-OPFOR-0021)

CONDITION: The enemy is conducting a route reconnaissance. The opposing forces (OPFOR) element is positioned along the enemy's route.

STANDARD: The OPFOR element attempts to disrupt a squad/section conducting a route reconnaissance. 1. Prevents the unit from meeting its specified time schedule. 2. Forces the unit to deviate from its specified route. 3. Prevents the unit from reaching its assigned destination. 4. Surprises the squad/section. 5. Inflicts casualties on the unit.

TASK: Conduct an Aerial Reconnaissance (5-OPFOR-0010)

CONDITION: The opposing forces (OPFOR) headquarters (HQ) element requires intelligence on the locations and identification of enemy elements. An aircraft is dispatched to take photographs and make a visual inspection of the enemy rear area.

STANDARD: The OPFOR element gathers photograph intelligence of the enemy. 1. Photographs the assigned sectors. 2. Makes quick visual checks where the ceiling is low. 3. Locates enemy positions in the area, particularly support and storage bases, and command and control (C2) facilities. 4. Sustains no loss of aircraft. 5. Reports priority intelligence requirements (PIR) and other information requirements to the OPFOR HQ.

TASK: Conduct a Raid (5-OPFOR-0004)

CONDITION: The opposing forces (OPFOR) element has occupied an objective rally point and has orders to conduct a raid on a combat service support (CSS) base.

STANDARD: The OPFOR element infiltrates the enemy's base and destroys all of the targets. 1. Surprises the enemy forces. 2. Assaults the support base and accomplishes the assigned tasks. 3. Destroys the specified equipment and supplies. 4. Avoids being decisively engaged. 5. Withdraws all personnel from the objective areas within the time prescribed. 6. Obtains all priority intelligence requirements (PIR) from the raid site. 7. Sustains only light casualties from enemy fire.

TASK: Defeat Obstacles (5-OPFOR-0009)

CONDITION: The opposing forces (OPFOR) element encounters an obstacle that blocks the avenue of approach as it advances upon the enemy forces.

STANDARD: The OPFOR element bypasses or breaches the enemy obstacle. 1. Detects the obstacle before halting its main body. 2. Defeats the obstacle. a. Bypasses the obstacle without entering the engagement areas. b. Breaches the obstacle within 45 minutes and passes its entire force through the obstacle. 3. Does not incur degradation to the point that the mission must be discontinued.

TASK: Conduct an Attack (5-OPFOR-0008)

CONDITION: The enemy is conducting tactical operations. The opposing forces (OPFOR) element receives orders to attack the enemy, the area of occupation, or the main supply route (MSR) with smoke.

STANDARD: The OPFOR element disrupts the enemy's movement and smoke operations. 1. Determines the delivery method of the smoke attack. 2. Locates the target. 3. Delivers the smoke attack downwind. 4. Attacks the enemy with smoke, and surge attacks when the enemy responds to the smoke.

TASK: Disrupt Construction of Vehicle Fighting Positions (5-OPFOR-0020)

CONDITION: The opposing forces (OPFOR) element has located the enemy. The priority intelligence requirements (PIR) and other intelligence obtained by OPFOR patrols indicate the enemy is constructing vehicle fighting positions within its defensive area. The OPFOR element has automatic and antiarmor weapons and light mortars.

STANDARD: The OPFOR element attempts to disrupt the enemy's efforts to establish vehicle fighting positions. 1. Locates the defensive area. 2. Surprises the main body. 3. Penetrates the defensive area with squad-size probes. 4. Inflicts casualties on the unit. 5. Destroys vehicles. 6. Disrupts the unit's preparations (prevents or delays beyond the unit's allotted time).

TASK: Disrupt an Engineer Reconnaissance (5-OPFOR-0022)

CONDITION: The enemy is conducting an engineer reconnaissance. The opposing forces (OPFOR) element is positioned along the enemy's route.

STANDARD: The OPFOR element disrupts an engineer reconnaissance. 1. Prevents the unit from meeting its specified time schedule. 2. Forces the unit to deviate from its specified route. 3. Prevents the unit from accomplishing its assigned engineer reconnaissance. 4. Surprises the unit conducting the reconnaissance.

TASK: Conduct Terrorist and Saboteur Attacks (5-OPFOR-0005)

CONDITION: The opposing forces (OPFOR) element dispatches small teams into the enemy's rear area to disrupt combat service support (CSS) operations.

STANDARD: The enemy sustains disrupted command and control (C2), destroyed equipment and supplies, and light casualties. 1. Locates rear support bases and C2 facilities. 2. Delays and disrupts CSS operations through probes. 3. Infiltrates CSS bases to conduct sabotage and terrorist activities. 4. Inflicts light casualties. 5. Destroys supplies and equipment.

TASK: Defend a Minefield (5-OPFOR-0023)

CONDITION: The enemy is conducting a minefield sweeping operation. The opposing forces (OPFOR) element has a minefield placed in the enemy's path. The minefield is under constant observation and fire.

STANDARD: The OPFOR element defends a minefield against an enemy element conducting a minefield sweeping operation. 1. Prevents the unit from detecting the obstacle. 2. Disrupts the minefield sweeping operation. 3. Prevents the unit from conducting the minefield sweeping operation, prevents the unit from moving all personnel through the breach or delays the completion of the minefield sweeping operation for more than 45 minutes.

TASK: Conduct an Ambush (5-OPFOR-0007)

CONDITION: The enemy is moving in a convoy. The opposing forces (OPFOR) element is positioned along the enemy's route.

STANDARD: The OPFOR element inflicts casualties on the enemy and causes vehicle and equipment damage. 1. Prepares an ambush site before the element arrives. 2. Surprises march element forces. 3. Inflicts heavy casualties within the designated kill zone. 4. Inflicts heavy damage to vehicles and equipment within the designated kill zone. 5. Delays the march element from reaching a specified destination for a specified period of time. 6. Withdraws on order. 7. Sustains no casualties. 8. Reports actions to superiors.

TASK: Maintain Contact (5-OPFOR-0003)

CONDITION: The opposing forces (OPFOR) element is engaged with enemy base defense forces. The enemy forces are withdrawing under pressure.

STANDARD: The OPFOR element maintains enemy contact while the enemy withdraws. 1. Engages the enemy forces decisively. 2. Advances the OPFOR as the enemy forces withdraw. 3. Inflicts heavy casualties. 4. Captures the members of the enemy force. 5. Captures documents and equipment. 6. Safeguards captured documents, equipment, and personnel.

TASK: Disrupt a Net Control Station (NCS) (5-OPFOR-0019)

CONDITION: The enemy has established a NCS. The opposing forces (OPFOR) element has radio and jamming equipment.

STANDARD: The OPFOR element attempts to disrupt an NCS. 1. Attempts to locate the radio frequency that the unit is operating on. 2. Attempts to enter the radio net. 3. Attempts to issue "bogus" orders to a unit on the net. 4. Jams the radio frequency and forces the unit to go to an alternate frequency.

TASK: Disrupt Defensive Preparations (5-OPFOR-0018)

CONDITION: The opposing forces (OPFOR) element has located the enemy. Priority intelligence requirements (PIR) and other intelligence requirements obtained by OPFOR patrols indicate that the enemy elements are establishing defensive positions. The OPFOR element has automatic and antiarmor weapons and light mortars.

STANDARD: The OPFOR element disrupts and delays the enemy's defensive preparations. 1. Locates and penetrates the enemy's security system. 2. Forces the enemy to delay defensive preparations. 3. Disrupts the enemy's obstacle preparations.

TASK: Disrupt Enemy Movement and Operations Using Tactical Nuclear Weapons (5-OPFOR-0016)

CONDITION: The opposing forces (OPFOR) element has located the enemy. Priority intelligence requirements (PIR) and other intelligence requirements have been obtained by OPFOR patrols. Tactical nuclear weapons are employed against key locations in the rear area.

STANDARD: The OPFOR element disrupts enemy movement and operations. 1. Disrupts or delays the movement of the enemy's equipment and supplies to the forward areas. 2. Destroys enemy equipment and supplies. 3. Inflicts a high rate of nuclear casualties among the enemy forces. 4. Denies the enemy the use of specified areas. 5. Contaminates the enemy's equipment and supplies.

TASK: Disrupt Quartering Party Operations (5-OPFOR-0017)

CONDITION: The enemy is conducting quartering party operations. It has established an assembly area (AA) but has not moved in the main body.

STANDARD: The opposing forces (OPFOR) element attempts to disrupt quartering party operations and infiltrate the enemy's AA. 1. Locates the quartering party and the AA. 2. Surprises the main body. 3. Penetrates the AA with squad-size probes. 4. Inflicts personnel casualties and vehicle damage. 5. Disrupts the unit's preparations (prevents or delays beyond the unit's allotted time).

TASK: Disrupt Enemy Movement and Operations Using Persistent and Nonpersistent Chemical Weapons (5-OPFOR-0015)

CONDITION: The opposing forces (OPFOR) element has located the enemy. Priority intelligence requirements (PIR) and other intelligence requirements have been obtained by OPFOR patrols. The OPFOR units deliver chemical agents, by means of conventional artillery weapons or aircraft, along selected supply routes and key bases in the rear area.

STANDARD: The OPFOR element disrupts enemy movement and operations using persistent and nonpersistent chemical weapons. 1. Delivers chemical agents in low and densely wooded areas. 2. Delays the movement of enemy supplies and equipment to the forward areas. 3. Restricts the movement of the enemy units in the rear area. 4. Channels the movement of enemy units into predesignated ambush areas. 5. Contaminates enemy supplies and equipment. 6. Inflicts a high rate of casualties on enemy forces.

TASK: Disrupt Movement (5-OPFOR-0014)

CONDITION: The enemy is expected to move through the opposing forces (OPFOR) element's area of operations. The OPFOR element has received an operation order (OPORD) or fragmentary order (FRAGO) to disrupt enemy movement. The enemy has the capability to defend with direct fire and antiarmor weapons.

STANDARD: The OPFOR element delays enemy movement. 1. Delays the element. 2. Forces the element to deviate from its route. 3. Prevents the element from reaching its destination. 4. Surprises the element's main body.

TASK: Counter Passage of Lines (5-OPFOR-0012)

CONDITION: Enemy forces are in defensive positions, but they are expected to attempt passage-of-lines operations. The opposing forces (OPFOR) received orders to disrupt enemy passage-of-lines operations.

STANDARD: The OPFOR element delays or prevents enemy passage of lines. 1. Delays the passage. 2. Prevents the company from moving all personnel through the stationary unit. 3. Engages the main body of either the moving or the stationary unit.

TASK: Disrupt Assembly Area (AA) Activities (5-OPFOR-0013)

CONDITION: Intelligence reports indicate that platoon- and company-size enemy units are operating in the opposing forces (OPFOR) area of operations. Enemy units can defend from AAs with direct fire, antiarmor weapons, and indirect fire. The enemy has close air support (CAS) and nuclear, biological, and chemical (NBC) capabilities.

STANDARD: The OPFOR element locates and disrupts the enemy's AA activities. 1. Locates the element's AA. 2. Probes the AA with squad- or team-size elements. 3. Inflicts more than 5 percent casualties on the element. 4. Disrupts the element's preparations (prevents or delays beyond the element's allotted time).

TASK: Attack (5-OPFOR-0001)

CONDITION: The opposing forces (OPFOR) element has located the enemy. The priority intelligence requirements (PIR) and other intelligence requirements have been obtained by OPFOR patrols. The OPFOR element has automatic and antiarmor weapons and light mortars.

STANDARD: The OPFOR element attempts to seize the terrain, vehicles, or equipment. 1. Develops an attack plan. 2. Surprises the enemy unit's main body. 3. Initiates the attack using a scheme of maneuver that exploits the enemy's flanks, gaps, and weaknesses. 4. Uses covered and concealed routes to approach the enemy forces' flanks, gaps, or weakly held areas. 5. Employs indirect fire to support the attack. 6. Penetrates enemy defenses. 7. Destroys equipment and supplies. 8. Inflicts heavy casualties. 9. Isolates the combat service support (CSS) base by blocking reinforcements. 10. Forces enemy units to displace. 11. Avoids being fixed in one position. 12. Withdraws before the CSS base is reinforced with tactical combat forces.

TASK: Conduct Air Attacks (5-OPFOR-0002)

CONDITION: The opposing forces (OPFOR) element in the rear area has forwarded the positions of the enemy support sites or the locations of moving elements. The OPFOR aircraft have been dispatched to attack enemy installations or convoys.

STANDARD: The OPFOR element attempts to delay, disrupt, or damage the enemy targets by air. 1. Locates the target (support sites or convoys). 2. Makes attack runs on the designated targets. 3. Inflicts heavy damage to the selected target. 4. Sustains no loss of aircraft. 5. Delays moving the force for more than one hour.

TASK: Conduct Sniper Operations (5-OPFOR-0006)

CONDITION: The opposing forces (OPFOR) element has assigned snipers (regular or irregular elements) in the enemy's rear area along the main supply route (MSR) and near support sites.

STANDARD: The OPFOR element kills or wounds targets. 1. Sets up a well-concealed location. 2. Engages vehicle drivers or personnel on foot with short bursts of semiautomatic fire. 3. Kills or wounds selected targets. 4. Prevents the position from being discovered by enemy forces. 5. Evacuates the area without being spotted. 6. Reports all specified priority intelligence requirements (PIR) and other intelligence requirements to the OPFOR headquarters (HQ).

ELEMENT: Company Headquarters

TASK: Perform Unit Graves Registration (GRREG) Operations (10-2-0318.05-T01A)
 (FM 10-64) (FM 3-4) (FM 3-5)

ITERATION: 1 2 3 4 5 M (Circle)

COMMANDER/LEADER ASSESSMENT: T P U (Circle)

CONDITIONS: The element has sustained fatalities. The tactical situation permits GRREG operations to be performed. Some remains may be contaminated. The tactical standing operating procedure (TACSOP) is available. There are no GRREG personnel available; nonmortuary affairs personnel perform the task. The theater commander has authorized emergency burials.

NOTE: Only those tasks deemed mission-essential by the commander are performed in mission-oriented protection posture (MOPP) 4. Some iterations of this task should be performed in MOPP4.

TASK STANDARDS: The element either recovers the killed in action (KIA) and evacuates them to a designated mortuary-affair collection point or performs an emergency burial. Personal possessions are not lost. Locations of the emergency graves are recorded and reported to higher headquarters (HQ). These activities are curtailed in MOPP 4. The time required to perform this task is increased when conducting it in MOPP 4.

TASK STEPS AND PERFORMANCE MEASURES	GO	NO-GO
<ul style="list-style-type: none"> * 1. The element commander designates a search-and-recovery team. <ul style="list-style-type: none"> a. Selected a team leader. b. Issued guidance. * 2. The search-and-recovery team leader prepares for the search. <ul style="list-style-type: none"> a. Performed a map or aerial reconnaissance of the search area. b. Identified additional support requirements. c. Requested additional support requirements from higher HQ. d. Identified the search pattern to be used. e. Coordinated nuclear, biological, and chemical (NBC) and explosive ordnance disposal (EOD) assistance with higher HQ. f. Coordinated area security with higher HQ. * 3. The search-and-recovery team leader supervises the search-and-recovery and the evacuation operations. <ul style="list-style-type: none"> a. Briefed the search-and-recovery team on the operational procedures. b. Issued personal effects bags, human remains pouches, if available, and NBC agent tags. c. Assigned the search area. d. Monitored the search-and-recovery team operations for compliance with the TACSOP and the commander's guidance. e. Coordinated evacuation operations with higher HQ. f. Forwarded the situation report (SITREP) to higher HQ according to the TACSOP. 4. The search-and-recovery team conducts the search. <ul style="list-style-type: none"> a. Checked the area immediately for mines or booby traps. b. Searched the assigned areas for remains and personal effects. c. Marked the terrain location of the remains with pegs. d. Collected all disassociated personal effects. e. Recorded the eight-digit grid coordinates of the recovery site. 		

TASK STEPS AND PERFORMANCE MEASURES	GO	NO-GO
<p>5. The search-and-recovery team recovers remains.</p> <ul style="list-style-type: none"> a. Established tentative identification. b. Attached the NBC tag or a tag marked with a large C to the contaminated and contagious remains. c. Attached personal effects to the remains. d. Shrouded the remains with available materials. e. Prepared a sketch of the recovery site. f. Prepared a map overlay of the recovery site. <p>6. The search-and-recovery team evacuates remains.</p> <ul style="list-style-type: none"> a. Verified that personal effects were attached to the remains. b. Loaded the remains in ground transportation, feet first and in aircraft, headfirst. c. Transported the remains in a covered vehicle or aircraft to a designated mortuary-affair collection point. <p>* 7. The search-and-recovery team leader supervises emergency burials.</p> <ul style="list-style-type: none"> a. Identified the specific burial site. b. Supervised the marking of the grave site. c. Supervised the burying of all recovered remains and their personal effects. <p>8. The search-and-recovery team performs emergency burials.</p> <ul style="list-style-type: none"> a. Prepared the grave site. b. Placed the remains in the grave. c. Marked all grave sites. d. Buried the United States, allied, and enemy forces remains with their personal effects in separate grave sites. 		

TASK PERFORMANCE / EVALUATION SUMMARY BLOCK							
ITERATION	1	2	3	4	5	M	TOTAL
TOTAL TASK STEPS EVALUATED							
TOTAL TASK STEPS "GO"							
TRAINING STATUS "GO"/"NO-GO"							

"*" indicates a leader task step.

SUPPORTING INDIVIDUAL TASKS: NONE

SUPPORTING COLLECTIVE TASKS: NONE

OPFOR TASKS AND STANDARDS

TASK: Surrender to the Capturing Unit on the Battlefield (5-OPFOR-0024)

CONDITION: The enemy has captured the opposing forces (OPFOR) element's soldiers, documents, and equipment sensitive to the OPFOR tactical operations.

STANDARD: The OPFOR soldiers retain or destroy documents and equipment. The OPFOR element surrenders documents and equipment of no tactical use to the enemy and attempts to conceal or destroy items of tactical value. The OPFOR element attempts escape and evasion. 1. Prevents the successful capture of documents and equipment. 2. Destroys documents and equipment. 3. Removes identifying markings from equipment. 4. Removes unit-identifying insignia. 5. Provides misleading information. 6. Plans an escape. 7. Delays movement to the nearest collection point. 8. Prevents safeguarding of enemy prisoners of war (EPWs) in order to cause embarrassment to the United States (US).

TASK: Disrupt a Route Reconnaissance (5-OPFOR-0021)

CONDITION: The enemy is conducting a route reconnaissance. The opposing forces (OPFOR) element is positioned along the enemy's route.

STANDARD: The OPFOR element attempts to disrupt a squad/section conducting a route reconnaissance. 1. Prevents the unit from meeting its specified time schedule. 2. Forces the unit to deviate from its specified route. 3. Prevents the unit from reaching its assigned destination. 4. Surprises the squad/section. 5. Inflicts casualties on the unit.

TASK: Conduct an Aerial Reconnaissance (5-OPFOR-0010)

CONDITION: The opposing forces (OPFOR) headquarters (HQ) element requires intelligence on the locations and identification of enemy elements. An aircraft is dispatched to take photographs and make a visual inspection of the enemy rear area.

STANDARD: The OPFOR element gathers photograph intelligence of the enemy. 1. Photographs the assigned sectors. 2. Makes quick visual checks where the ceiling is low. 3. Locates enemy positions in the area, particularly support and storage bases, and command and control (C2) facilities. 4. Sustains no loss of aircraft. 5. Reports priority intelligence requirements (PIR) and other information requirements to the OPFOR HQ.

TASK: Conduct a Raid (5-OPFOR-0004)

CONDITION: The opposing forces (OPFOR) element has occupied an objective rally point and has orders to conduct a raid on a combat service support (CSS) base.

STANDARD: The OPFOR element infiltrates the enemy's base and destroys all of the targets. 1. Surprises the enemy forces. 2. Assaults the support base and accomplishes the assigned tasks. 3. Destroys the specified equipment and supplies. 4. Avoids being decisively engaged. 5. Withdraws all personnel from the objective areas within the time prescribed. 6. Obtains all priority intelligence requirements (PIR) from the raid site. 7. Sustains only light casualties from enemy fire.

TASK: Defeat Obstacles (5-OPFOR-0009)

CONDITION: The opposing forces (OPFOR) element encounters an obstacle that blocks the avenue of approach as it advances upon the enemy forces.

STANDARD: The OPFOR element bypasses or breaches the enemy obstacle. 1. Detects the obstacle before halting its main body. 2. Defeats the obstacle. a. Bypasses the obstacle without entering the engagement areas. b. Breaches the obstacle within 45 minutes and passes its entire force through the obstacle. 3. Does not incur degradation to the point that the mission must be discontinued.

TASK: Conduct an Attack (5-OPFOR-0008)

CONDITION: The enemy is conducting tactical operations. The opposing forces (OPFOR) element receives orders to attack the enemy, the area of occupation, or the main supply route (MSR) with smoke.

STANDARD: The OPFOR element disrupts the enemy's movement and smoke operations. 1. Determines the delivery method of the smoke attack. 2. Locates the target. 3. Delivers the smoke attack downwind. 4. Attacks the enemy with smoke, and surge attacks when the enemy responds to the smoke.

TASK: Disrupt Construction of Vehicle Fighting Positions (5-OPFOR-0020)

CONDITION: The opposing forces (OPFOR) element has located the enemy. The priority intelligence requirements (PIR) and other intelligence obtained by OPFOR patrols indicate the enemy is constructing vehicle fighting positions within its defensive area. The OPFOR element has automatic and antiarmor weapons and light mortars.

STANDARD: The OPFOR element attempts to disrupt the enemy's efforts to establish vehicle fighting positions. 1. Locates the defensive area. 2. Surprises the main body. 3. Penetrates the defensive area with squad-size probes. 4. Inflicts casualties on the unit. 5. Destroys vehicles. 6. Disrupts the unit's preparations (prevents or delays beyond the unit's allotted time).

TASK: Disrupt an Engineer Reconnaissance (5-OPFOR-0022)

CONDITION: The enemy is conducting an engineer reconnaissance. The opposing forces (OPFOR) element is positioned along the enemy's route.

STANDARD: The OPFOR element disrupts an engineer reconnaissance. 1. Prevents the unit from meeting its specified time schedule. 2. Forces the unit to deviate from its specified route. 3. Prevents the unit from accomplishing its assigned engineer reconnaissance. 4. Surprises the unit conducting the reconnaissance.

TASK: Conduct Terrorist and Saboteur Attacks (5-OPFOR-0005)

CONDITION: The opposing forces (OPFOR) element dispatches small teams into the enemy's rear area to disrupt combat service support (CSS) operations.

STANDARD: The enemy sustains disrupted command and control (C2), destroyed equipment and supplies, and light casualties. 1. Locates rear support bases and C2 facilities. 2. Delays and disrupts CSS operations through probes. 3. Infiltrates CSS bases to conduct sabotage and terrorist activities. 4. Inflicts light casualties. 5. Destroys supplies and equipment.

TASK: Defend a Minefield (5-OPFOR-0023)

CONDITION: The enemy is conducting a minefield sweeping operation. The opposing forces (OPFOR) element has a minefield placed in the enemy's path. The minefield is under constant observation and fire.

STANDARD: The OPFOR element defends a minefield against an enemy element conducting a minefield sweeping operation. 1. Prevents the unit from detecting the obstacle. 2. Disrupts the minefield sweeping operation. 3. Prevents the unit from conducting the minefield sweeping operation, prevents the unit from moving all personnel through the breach or delays the completion of the minefield sweeping operation for more than 45 minutes.

TASK: Conduct an Ambush (5-OPFOR-0007)

CONDITION: The enemy is moving in a convoy. The opposing forces (OPFOR) element is positioned along the enemy's route.

STANDARD: The OPFOR element inflicts casualties on the enemy and causes vehicle and equipment damage. 1. Prepares an ambush site before the element arrives. 2. Surprises march element forces. 3. Inflicts heavy casualties within the designated kill zone. 4. Inflicts heavy damage to vehicles and equipment within the designated kill zone. 5. Delays the march element from reaching a specified destination for a specified period of time. 6. Withdraws on order. 7. Sustains no casualties. 8. Reports actions to superiors.

TASK: Maintain Contact (5-OPFOR-0003)

CONDITION: The opposing forces (OPFOR) element is engaged with enemy base defense forces. The enemy forces are withdrawing under pressure.

STANDARD: The OPFOR element maintains enemy contact while the enemy withdraws. 1. Engages the enemy forces decisively. 2. Advances the OPFOR as the enemy forces withdraw. 3. Inflicts heavy casualties. 4. Captures the members of the enemy force. 5. Captures documents and equipment. 6. Safeguards captured documents, equipment, and personnel.

TASK: Disrupt a Net Control Station (NCS) (5-OPFOR-0019)

CONDITION: The enemy has established a NCS. The opposing forces (OPFOR) element has radio and jamming equipment.

STANDARD: The OPFOR element attempts to disrupt an NCS. 1. Attempts to locate the radio frequency that the unit is operating on. 2. Attempts to enter the radio net. 3. Attempts to issue "bogus" orders to a unit on the net. 4. Jams the radio frequency and forces the unit to go to an alternate frequency.

TASK: Disrupt Defensive Preparations (5-OPFOR-0018)

CONDITION: The opposing forces (OPFOR) element has located the enemy. Priority intelligence requirements (PIR) and other intelligence requirements obtained by OPFOR patrols indicate that the enemy elements are establishing defensive positions. The OPFOR element has automatic and antiarmor weapons and light mortars.

STANDARD: The OPFOR element disrupts and delays the enemy's defensive preparations. 1. Locates and penetrates the enemy's security system. 2. Forces the enemy to delay defensive preparations. 3. Disrupts the enemy's obstacle preparations.

TASK: Disrupt Enemy Movement and Operations Using Tactical Nuclear Weapons (5-OPFOR-0016)

CONDITION: The opposing forces (OPFOR) element has located the enemy. Priority intelligence requirements (PIR) and other intelligence requirements have been obtained by OPFOR patrols. Tactical nuclear weapons are employed against key locations in the rear area.

STANDARD: The OPFOR element disrupts enemy movement and operations. 1. Disrupts or delays the movement of the enemy's equipment and supplies to the forward areas. 2. Destroys enemy equipment and supplies. 3. Inflicts a high rate of nuclear casualties among the enemy forces. 4. Denies the enemy the use of specified areas. 5. Contaminates the enemy's equipment and supplies.

TASK: Disrupt Quartering Party Operations (5-OPFOR-0017)

CONDITION: The enemy is conducting quartering party operations. It has established an assembly area (AA) but has not moved in the main body.

STANDARD: The opposing forces (OPFOR) element attempts to disrupt quartering party operations and infiltrate the enemy's AA. 1. Locates the quartering party and the AA. 2. Surprises the main body. 3. Penetrates the AA with squad-size probes. 4. Inflicts personnel casualties and vehicle damage. 5. Disrupts the unit's preparations (prevents or delays beyond the unit's allotted time).

TASK: Disrupt Enemy Movement and Operations Using Persistent and Nonpersistent Chemical Weapons (5-OPFOR-0015)

CONDITION: The opposing forces (OPFOR) element has located the enemy. Priority intelligence requirements (PIR) and other intelligence requirements have been obtained by OPFOR patrols. The OPFOR units deliver chemical agents, by means of conventional artillery weapons or aircraft, along selected supply routes and key bases in the rear area.

STANDARD: The OPFOR element disrupts enemy movement and operations using persistent and nonpersistent chemical weapons. 1. Delivers chemical agents in low and densely wooded areas. 2. Delays the movement of enemy supplies and equipment to the forward areas. 3. Restricts the movement of the enemy units in the rear area. 4. Channels the movement of enemy units into predesignated ambush areas. 5. Contaminates enemy supplies and equipment. 6. Inflicts a high rate of casualties on enemy forces.

TASK: Disrupt Movement (5-OPFOR-0014)

CONDITION: The enemy is expected to move through the opposing forces (OPFOR) element's area of operations. The OPFOR element has received an operation order (OPORD) or fragmentary order (FRAGO) to disrupt enemy movement. The enemy has the capability to defend with direct fire and antiarmor weapons.

STANDARD: The OPFOR element delays enemy movement. 1. Delays the element. 2. Forces the element to deviate from its route. 3. Prevents the element from reaching its destination. 4. Surprises the element's main body.

TASK: Counter Passage of Lines (5-OPFOR-0012)

CONDITION: Enemy forces are in defensive positions, but they are expected to attempt passage-of-lines operations. The opposing forces (OPFOR) received orders to disrupt enemy passage-of-lines operations.

STANDARD: The OPFOR element delays or prevents enemy passage of lines. 1. Delays the passage. 2. Prevents the company from moving all personnel through the stationary unit. 3. Engages the main body of either the moving or the stationary unit.

TASK: Disrupt Assembly Area (AA) Activities (5-OPFOR-0013)

CONDITION: Intelligence reports indicate that platoon- and company-size enemy units are operating in the opposing forces (OPFOR) area of operations. Enemy units can defend from AAs with direct fire, antiarmor weapons, and indirect fire. The enemy has close air support (CAS) and nuclear, biological, and chemical (NBC) capabilities.

STANDARD: The OPFOR element locates and disrupts the enemy's AA activities. 1. Locates the element's AA. 2. Probes the AA with squad- or team-size elements. 3. Inflicts more than 5 percent casualties on the element. 4. Disrupts the element's preparations (prevents or delays beyond the element's allotted time).

TASK: Attack (5-OPFOR-0001)

CONDITION: The opposing forces (OPFOR) element has located the enemy. The priority intelligence requirements (PIR) and other intelligence requirements have been obtained by OPFOR patrols. The OPFOR element has automatic and antiarmor weapons and light mortars.

STANDARD: The OPFOR element attempts to seize the terrain, vehicles, or equipment. 1. Develops an attack plan. 2. Surprises the enemy unit's main body. 3. Initiates the attack using a scheme of maneuver that exploits the enemy's flanks, gaps, and weaknesses. 4. Uses covered and concealed routes to approach the enemy forces' flanks, gaps, or weakly held areas. 5. Employs indirect fire to support the attack. 6. Penetrates enemy defenses. 7. Destroys equipment and supplies. 8. Inflicts heavy casualties. 9. Isolates the combat service support (CSS) base by blocking reinforcements. 10. Forces enemy units to displace. 11. Avoids being fixed in one position. 12. Withdraws before the CSS base is reinforced with tactical combat forces.

TASK: Conduct Air Attacks (5-OPFOR-0002)

CONDITION: The opposing forces (OPFOR) element in the rear area has forwarded the positions of the enemy support sites or the locations of moving elements. The OPFOR aircraft have been dispatched to attack enemy installations or convoys.

STANDARD: The OPFOR element attempts to delay, disrupt, or damage the enemy targets by air. 1. Locates the target (support sites or convoys). 2. Makes attack runs on the designated targets. 3. Inflicts heavy damage to the selected target. 4. Sustains no loss of aircraft. 5. Delays moving the force for more than one hour.

TASK: Conduct Sniper Operations (5-OPFOR-0006)

CONDITION: The opposing forces (OPFOR) element has assigned snipers (regular or irregular elements) in the enemy's rear area along the main supply route (MSR) and near support sites.

STANDARD: The OPFOR element kills or wounds targets. 1. Sets up a well-concealed location. 2. Engages vehicle drivers or personnel on foot with short bursts of semiautomatic fire. 3. Kills or wounds selected targets. 4. Prevents the position from being discovered by enemy forces. 5. Evacuates the area without being spotted. 6. Reports all specified priority intelligence requirements (PIR) and other intelligence requirements to the OPFOR headquarters (HQ).

ELEMENT: Company Headquarters

TASK: Receive Airdrop Resupply (10-2-0319.05-T01A)
 (FM 10-27-1) (FM 10-27-2) (FM 10-500-1)

ITERATION: 1 2 3 4 5 M (Circle)

COMMANDER/LEADER ASSESSMENT: T P U (Circle)

CONDITIONS: Since the normal supply support transportation is unavailable, supplies and equipment are requested by airdrop.

NOTE: An airdrop of supplies and equipment may be preplanned or immediate. Some iterations of this task should be performed in MOPP4.

TASK STANDARDS: Supplies, equipment, and rigging gear are derigged and recovered. The time required to perform this task is increased when conducting it in mission-oriented protection posture (MOPP) 4.

TASK STEPS AND PERFORMANCE MEASURES	GO	NO-GO
<ol style="list-style-type: none"> 1. The company requests supplies and equipment by airdrop. <ol style="list-style-type: none"> a. Identified the required supplies and equipment. b. Identified the drop zone (DZ). c. Determined the date and time of the airdrop request. d. Forwarded the request for a preplanned or immediate airdrop to the Supply Officer (US Army) (S4). * 2. The company commander and the element leaders develop the airdrop supply and equipment receipt plan. <ol style="list-style-type: none"> a. Designated a recovery officer and a safety officer. b. Verified the delivery time and location with the S4. c. Coordinated the survey of the DZ or area of operations (AO) with the pathfinders, the combat-control team (CCT), or the drop-zone support team (DZST), through the Intelligence Officer (US Army) (S2) or the Operations and Training Officer (US Army) (S3). d. Prepared the recovery and alternate plans. e. Identified the number of people, equipment, and vehicles required for the recovery of supplies and equipment. f. Coordinated the transportation and materials-handling-equipment (MHE) support with the S4. g. Briefed personnel on the tactical situation and the recovery and alternative plans. 3. The company receives supplies and equipment. <ol style="list-style-type: none"> a. Secured the DZ or AO. b. Derigged supplies and equipment. c. Recorded shortages. d. Identified the damaged items. e. Evacuated supplies and equipment. f. Retrieved the airdrop rigging equipment. g. Buried or destroyed the airdrop rigging equipment that could not be removed. h. Inspected the DZ to make certain that no serviceable airdrop equipment was left behind. 		

TASK STEPS AND PERFORMANCE MEASURES	GO	NO-GO
i. Forwarded the airdrop equipment to the nearest collection point or other location as directed by the S4.		
j. Forwarded the situation report (SITREP) to the S2 or S3 and the S4.		

TASK PERFORMANCE / EVALUATION SUMMARY BLOCK							
ITERATION	1	2	3	4	5	M	TOTAL
TOTAL TASK STEPS EVALUATED							
TOTAL TASK STEPS "GO"							
TRAINING STATUS "GO"/"NO-GO"							

"*" indicates a leader task step.

SUPPORTING INDIVIDUAL TASKS: NONE

SUPPORTING COLLECTIVE TASKS: NONE

OPFOR TASKS AND STANDARDS

TASK: Surrender to the Capturing Unit on the Battlefield (5-OPFOR-0024)

CONDITION: The enemy has captured the opposing forces (OPFOR) element's soldiers, documents, and equipment sensitive to the OPFOR tactical operations.

STANDARD: The OPFOR soldiers retain or destroy documents and equipment. The OPFOR element surrenders documents and equipment of no tactical use to the enemy and attempts to conceal or destroy items of tactical value. The OPFOR element attempts escape and evasion. 1. Prevents the successful capture of documents and equipment. 2. Destroys documents and equipment. 3. Removes identifying markings from equipment. 4. Removes unit-identifying insignia. 5. Provides misleading information. 6. Plans an escape. 7. Delays movement to the nearest collection point. 8. Prevents safeguarding of enemy prisoners of war (EPWs) in order to cause embarrassment to the United States (US).

TASK: Disrupt a Route Reconnaissance (5-OPFOR-0021)

CONDITION: The enemy is conducting a route reconnaissance. The opposing forces (OPFOR) element is positioned along the enemy's route.

STANDARD: The OPFOR element attempts to disrupt a squad/section conducting a route reconnaissance. 1. Prevents the unit from meeting its specified time schedule. 2. Forces the unit to deviate from its specified route. 3. Prevents the unit from reaching its assigned destination. 4. Surprises the squad/section. 5. Inflicts casualties on the unit.

TASK: Conduct an Aerial Reconnaissance (5-OPFOR-0010)

CONDITION: The opposing forces (OPFOR) headquarters (HQ) element requires intelligence on the locations and identification of enemy elements. An aircraft is dispatched to take photographs and make a visual inspection of the enemy rear area.

STANDARD: The OPFOR element gathers photograph intelligence of the enemy. 1. Photographs the assigned sectors. 2. Makes quick visual checks where the ceiling is low. 3. Locates enemy positions in the area, particularly support and storage bases, and command and control (C2) facilities. 4. Sustains no loss of aircraft. 5. Reports priority intelligence requirements (PIR) and other information requirements to the OPFOR HQ.

TASK: Conduct a Raid (5-OPFOR-0004)

CONDITION: The opposing forces (OPFOR) element has occupied an objective rally point and has orders to conduct a raid on a combat service support (CSS) base.

STANDARD: The OPFOR element infiltrates the enemy's base and destroys all of the targets. 1. Surprises the enemy forces. 2. Assaults the support base and accomplishes the assigned tasks. 3. Destroys the specified equipment and supplies. 4. Avoids being decisively engaged. 5. Withdraws all personnel from the objective areas within the time prescribed. 6. Obtains all priority intelligence requirements (PIR) from the raid site. 7. Sustains only light casualties from enemy fire.

TASK: Defeat Obstacles (5-OPFOR-0009)

CONDITION: The opposing forces (OPFOR) element encounters an obstacle that blocks the avenue of approach as it advances upon the enemy forces.

STANDARD: The OPFOR element bypasses or breaches the enemy obstacle. 1. Detects the obstacle before halting its main body. 2. Defeats the obstacle. a. Bypasses the obstacle without entering the engagement areas. b. Breaches the obstacle within 45 minutes and passes its entire force through the obstacle. 3. Does not incur degradation to the point that the mission must be discontinued.

TASK: Conduct an Attack (5-OPFOR-0008)

CONDITION: The enemy is conducting tactical operations. The opposing forces (OPFOR) element receives orders to attack the enemy, the area of occupation, or the main supply route (MSR) with smoke.

STANDARD: The OPFOR element disrupts the enemy's movement and smoke operations. 1. Determines the delivery method of the smoke attack. 2. Locates the target. 3. Delivers the smoke attack downwind. 4. Attacks the enemy with smoke, and surge attacks when the enemy responds to the smoke.

TASK: Disrupt Construction of Vehicle Fighting Positions (5-OPFOR-0020)

CONDITION: The opposing forces (OPFOR) element has located the enemy. The priority intelligence requirements (PIR) and other intelligence obtained by OPFOR patrols indicate the enemy is constructing vehicle fighting positions within its defensive area. The OPFOR element has automatic and antiarmor weapons and light mortars.

STANDARD: The OPFOR element attempts to disrupt the enemy's efforts to establish vehicle fighting positions. 1. Locates the defensive area. 2. Surprises the main body. 3. Penetrates the defensive area with squad-size probes. 4. Inflicts casualties on the unit. 5. Destroys vehicles. 6. Disrupts the unit's preparations (prevents or delays beyond the unit's allotted time).

TASK: Disrupt an Engineer Reconnaissance (5-OPFOR-0022)

CONDITION: The enemy is conducting an engineer reconnaissance. The opposing forces (OPFOR) element is positioned along the enemy's route.

STANDARD: The OPFOR element disrupts an engineer reconnaissance. 1. Prevents the unit from meeting its specified time schedule. 2. Forces the unit to deviate from its specified route. 3. Prevents the unit from accomplishing its assigned engineer reconnaissance. 4. Surprises the unit conducting the reconnaissance.

TASK: Conduct Terrorist and Saboteur Attacks (5-OPFOR-0005)

CONDITION: The opposing forces (OPFOR) element dispatches small teams into the enemy's rear area to disrupt combat service support (CSS) operations.

STANDARD: The enemy sustains disrupted command and control (C2), destroyed equipment and supplies, and light casualties. 1. Locates rear support bases and C2 facilities. 2. Delays and disrupts CSS operations through probes. 3. Infiltrates CSS bases to conduct sabotage and terrorist activities. 4. Inflicts light casualties. 5. Destroys supplies and equipment.

TASK: Defend a Minefield (5-OPFOR-0023)

CONDITION: The enemy is conducting a minefield sweeping operation. The opposing forces (OPFOR) element has a minefield placed in the enemy's path. The minefield is under constant observation and fire.

STANDARD: The OPFOR element defends a minefield against an enemy element conducting a minefield sweeping operation. 1. Prevents the unit from detecting the obstacle. 2. Disrupts the minefield sweeping operation. 3. Prevents the unit from conducting the minefield sweeping operation, prevents the unit from moving all personnel through the breach or delays the completion of the minefield sweeping operation for more than 45 minutes.

TASK: Conduct an Ambush (5-OPFOR-0007)

CONDITION: The enemy is moving in a convoy. The opposing forces (OPFOR) element is positioned along the enemy's route.

STANDARD: The OPFOR element inflicts casualties on the enemy and causes vehicle and equipment damage. 1. Prepares an ambush site before the element arrives. 2. Surprises march element forces. 3. Inflicts heavy casualties within the designated kill zone. 4. Inflicts heavy damage to vehicles and equipment within the designated kill zone. 5. Delays the march element from reaching a specified destination for a specified period of time. 6. Withdraws on order. 7. Sustains no casualties. 8. Reports actions to superiors.

TASK: Maintain Contact (5-OPFOR-0003)

CONDITION: The opposing forces (OPFOR) element is engaged with enemy base defense forces. The enemy forces are withdrawing under pressure.

STANDARD: The OPFOR element maintains enemy contact while the enemy withdraws. 1. Engages the enemy forces decisively. 2. Advances the OPFOR as the enemy forces withdraw. 3. Inflicts heavy casualties. 4. Captures the members of the enemy force. 5. Captures documents and equipment. 6. Safeguards captured documents, equipment, and personnel.

TASK: Disrupt a Net Control Station (NCS) (5-OPFOR-0019)

CONDITION: The enemy has established a NCS. The opposing forces (OPFOR) element has radio and jamming equipment.

STANDARD: The OPFOR element attempts to disrupt an NCS. 1. Attempts to locate the radio frequency that the unit is operating on. 2. Attempts to enter the radio net. 3. Attempts to issue "bogus" orders to a unit on the net. 4. Jams the radio frequency and forces the unit to go to an alternate frequency.

TASK: Disrupt Defensive Preparations (5-OPFOR-0018)

CONDITION: The opposing forces (OPFOR) element has located the enemy. Priority intelligence requirements (PIR) and other intelligence requirements obtained by OPFOR patrols indicate that the enemy elements are establishing defensive positions. The OPFOR element has automatic and antiarmor weapons and light mortars.

STANDARD: The OPFOR element disrupts and delays the enemy's defensive preparations. 1. Locates and penetrates the enemy's security system. 2. Forces the enemy to delay defensive preparations. 3. Disrupts the enemy's obstacle preparations.

TASK: Disrupt Enemy Movement and Operations Using Tactical Nuclear Weapons (5-OPFOR-0016)

CONDITION: The opposing forces (OPFOR) element has located the enemy. Priority intelligence requirements (PIR) and other intelligence requirements have been obtained by OPFOR patrols. Tactical nuclear weapons are employed against key locations in the rear area.

STANDARD: The OPFOR element disrupts enemy movement and operations. 1. Disrupts or delays the movement of the enemy's equipment and supplies to the forward areas. 2. Destroys enemy equipment and supplies. 3. Inflicts a high rate of nuclear casualties among the enemy forces. 4. Denies the enemy the use of specified areas. 5. Contaminates the enemy's equipment and supplies.

TASK: Disrupt Quarters Party Operations (5-OPFOR-0017)

CONDITION: The enemy is conducting quarters party operations. It has established an assembly area (AA) but has not moved in the main body.

STANDARD: The opposing forces (OPFOR) element attempts to disrupt quarters party operations and infiltrate the enemy's AA. 1. Locates the quarters party and the AA. 2. Surprises the main body. 3. Penetrates the AA with squad-size probes. 4. Inflicts personnel casualties and vehicle damage. 5. Disrupts the unit's preparations (prevents or delays beyond the unit's allotted time).

TASK: Disrupt Enemy Movement and Operations Using Persistent and Nonpersistent Chemical Weapons (5-OPFOR-0015)

CONDITION: The opposing forces (OPFOR) element has located the enemy. Priority intelligence requirements (PIR) and other intelligence requirements have been obtained by OPFOR patrols. The OPFOR units deliver chemical agents, by means of conventional artillery weapons or aircraft, along selected supply routes and key bases in the rear area.

STANDARD: The OPFOR element disrupts enemy movement and operations using persistent and nonpersistent chemical weapons. 1. Delivers chemical agents in low and densely wooded areas. 2. Delays the movement of enemy supplies and equipment to the forward areas. 3. Restricts the movement of the enemy units in the rear area. 4. Channels the movement of enemy units into predesignated ambush areas. 5. Contaminates enemy supplies and equipment. 6. Inflicts a high rate of casualties on enemy forces.

TASK: Disrupt Movement (5-OPFOR-0014)

CONDITION: The enemy is expected to move through the opposing forces (OPFOR) element's area of operations. The OPFOR element has received an operation order (OPORD) or fragmentary order (FRAGO) to disrupt enemy movement. The enemy has the capability to defend with direct fire and antiarmor weapons.

STANDARD: The OPFOR element delays enemy movement. 1. Delays the element. 2. Forces the element to deviate from its route. 3. Prevents the element from reaching its destination. 4. Surprises the element's main body.

TASK: Counter Passage of Lines (5-OPFOR-0012)

CONDITION: Enemy forces are in defensive positions, but they are expected to attempt passage-of-lines operations. The opposing forces (OPFOR) received orders to disrupt enemy passage-of-lines operations.

STANDARD: The OPFOR element delays or prevents enemy passage of lines. 1. Delays the passage. 2. Prevents the company from moving all personnel through the stationary unit. 3. Engages the main body of either the moving or the stationary unit.

TASK: Disrupt Assembly Area (AA) Activities (5-OPFOR-0013)

CONDITION: Intelligence reports indicate that platoon- and company-size enemy units are operating in the opposing forces (OPFOR) area of operations. Enemy units can defend from AAs with direct fire, antiarmor weapons, and indirect fire. The enemy has close air support (CAS) and nuclear, biological, and chemical (NBC) capabilities.

STANDARD: The OPFOR element locates and disrupts the enemy's AA activities. 1. Locates the element's AA. 2. Probes the AA with squad- or team-size elements. 3. Inflicts more than 5 percent casualties on the element. 4. Disrupts the element's preparations (prevents or delays beyond the element's allotted time).

TASK: Attack (5-OPFOR-0001)

CONDITION: The opposing forces (OPFOR) element has located the enemy. The priority intelligence requirements (PIR) and other intelligence requirements have been obtained by OPFOR patrols. The OPFOR element has automatic and antiarmor weapons and light mortars.

STANDARD: The OPFOR element attempts to seize the terrain, vehicles, or equipment. 1. Develops an attack plan. 2. Surprises the enemy unit's main body. 3. Initiates the attack using a scheme of maneuver that exploits the enemy's flanks, gaps, and weaknesses. 4. Uses covered and concealed routes to approach the enemy forces' flanks, gaps, or weakly held areas. 5. Employs indirect fire to support the attack. 6. Penetrates enemy defenses. 7. Destroys equipment and supplies. 8. Inflicts heavy casualties. 9. Isolates the combat service support (CSS) base by blocking reinforcements. 10. Forces enemy units to displace. 11. Avoids being fixed in one position. 12. Withdraws before the CSS base is reinforced with tactical combat forces.

TASK: Conduct Air Attacks (5-OPFOR-0002)

CONDITION: The opposing forces (OPFOR) element in the rear area has forwarded the positions of the enemy support sites or the locations of moving elements. The OPFOR aircraft have been dispatched to attack enemy installations or convoys.

STANDARD: The OPFOR element attempts to delay, disrupt, or damage the enemy targets by air. 1. Locates the target (support sites or convoys). 2. Makes attack runs on the designated targets. 3. Inflicts heavy damage to the selected target. 4. Sustains no loss of aircraft. 5. Delays moving the force for more than one hour.

TASK: Conduct Sniper Operations (5-OPFOR-0006)

CONDITION: The opposing forces (OPFOR) element has assigned snipers (regular or irregular elements) in the enemy's rear area along the main supply route (MSR) and near support sites.

STANDARD: The OPFOR element kills or wounds targets. 1. Sets up a well-concealed location. 2. Engages vehicle drivers or personnel on foot with short bursts of semiautomatic fire. 3. Kills or wounds selected targets. 4. Prevents the position from being discovered by enemy forces. 5. Evacuates the area without being spotted. 6. Reports all specified priority intelligence requirements (PIR) and other intelligence requirements to the OPFOR headquarters (HQ).

ELEMENTS: Company Headquarters
 Maintenance Section
 Horizontal Construction Platoon

TASK: Provide a Field Cable or Wire System (11-5-0121.05-T01A)
 (FM 24-19) (TC 24-20) (TM 11-3895-203-15)
 (TM 11-5805-262-12) (TM 11-5805-294-12)

ITERATION: 1 2 3 4 5 M (Circle)
COMMANDER/LEADER ASSESSMENT: T P U (Circle)

CONDITIONS: The unit receives a fragmentary order (FRAGO) and a briefing on the size and shape of the facility or supported command post (CP), the location of each element, the required instruments, and the installation priority. Digital units have performed functionality checks, and systems are operational. Some iterations of this task should be performed in MOPP4.

TASK STANDARDS: The internal communications network is set up according to the unit's standing operating procedure (SOP) or the commander's guidance, and is operational by the time specified in the order. The time required to perform this task is increased when conducting it in mission-oriented protection posture (MOPP) 4.

TASK STEPS AND PERFORMANCE MEASURES	GO	NO-GO
<p>* 1. The section leader prepares a telephone cable or wire installation plan.</p> <ul style="list-style-type: none"> a. Selected a wire route (based on a map study) that met the requirements of the tactical situation and was easy to construct and maintain. b. Selected the most direct primary and alternate wire routes after conducting a ground reconnaissance. c. Prepared an interim plan indicating the routes of the wire lines. d. Allocated the manpower and materials to accomplish the task. e. Prepared a telephone traffic diagram showing the number of telephone circuits in the communications system. f. Prepared a telephone directory according to the signal operation instructions (SOI) or the standing signal instructions (SSI). Included the names and numbers of the telephone system users. <p>2. The section installs a telephone switchboard (SB).</p> <ul style="list-style-type: none"> a. Inspected the equipment for accountability and serviceability according to the packing list and the appropriate technical manual (TM). Used the end-item list if no packing list was available. b. Positioned the telephone SB on a flat surface, such as a table, packing box, or ledge in a foxhole, but not directly on the ground. Used a poncho, shelter half, or canvas to protect the SB from the elements. c. Laid the SB on its side with the nameplate up. d. Grounded the equipment using proper grounding techniques according to the appropriate TM. e. Performed SB preoperation procedures according to the appropriate TM. f. Labeled the SB according to the traffic diagram. g. Connected the local and trunk wire lines. <p>3. The section installs internal wiring and telephones.</p> <ul style="list-style-type: none"> a. Installed the distribution box. b. Tested the field cable or wire before installing. c. Laid the field wire and installed telephones according to the priority established by the communications section leader. 		

TASK STEPS AND PERFORMANCE MEASURES	GO	NO-GO
d. Secured the field wire at all the starting points and at any changes of direction to reduce the strain. e. Used proper hardware (anything that did not cut or damage the wire) and ties (basket hitch, loop knot, clove hitch, or drop loop) for hanging tension bridges and securing points. f. Tagged the wire ties. g. Used the terrain and vegetation to enhance concealment. h. Ensured that all overhead wire construction met clearance requirements of at least 5.5 meters above secondary roads and 7.2 meters above primary roads. i. Finished the line route map indicating the routes of wire lines, SBs, switching centrals, and test stations; the number of circuits along a route; and the type of wire construction. 4. The section operates the telephone SB. a. Tested the SB to ensure that it was operational. b. Used the turning hand-ringing generator on the telephone (TA 312/PT) to terminate and ring off circuits as they became available to called parties. c. Processed calls. d. Updated the traffic diagram, as required. e. Performed operator preventive-maintenance checks and services (PMCS) on the SB according to the appropriate TM. 5. The section performs PMCS on the field cable or wire lines. a. Maintained a 20-percent slack in the field cable or wire lines. b. Kept all wire splices and cable locks clear of standing water.		

TASK PERFORMANCE / EVALUATION SUMMARY BLOCK							
ITERATION	1	2	3	4	5	M	TOTAL
TOTAL TASK STEPS EVALUATED							
TOTAL TASK STEPS "GO"							
TRAINING STATUS "GO"/"NO-GO"							

"*" indicates a leader task step.

SUPPORTING INDIVIDUAL TASKS

Task Number	Task Title	References
052-191-1501	Perform Individual Camouflage	STP 21-1-SMCT

SUPPORTING COLLECTIVE TASKS: NONE

OPFOR TASKS AND STANDARDS

TASK: Surrender to the Capturing Unit on the Battlefield (5-OPFOR-0024)

CONDITION: The enemy has captured the opposing forces (OPFOR) element's soldiers, documents, and equipment sensitive to the OPFOR tactical operations.

STANDARD: The OPFOR soldiers retain or destroy documents and equipment. The OPFOR element surrenders documents and equipment of no tactical use to the enemy and attempts to conceal or destroy items of tactical value. The OPFOR element attempts escape and evasion. 1. Prevents the successful capture of documents and equipment. 2. Destroys documents and equipment. 3. Removes identifying markings from equipment. 4. Removes unit-identifying insignia. 5. Provides misleading information. 6. Plans an escape. 7. Delays movement to the nearest collection point. 8. Prevents safeguarding of enemy prisoners of war (EPWs) in order to cause embarrassment to the United States (US).

TASK: Disrupt Defensive Preparations (5-OPFOR-0018)

CONDITION: The opposing forces (OPFOR) element has located the enemy. Priority intelligence requirements (PIR) and other intelligence requirements obtained by OPFOR patrols indicate that the enemy elements are establishing defensive positions. The OPFOR element has automatic and antiarmor weapons and light mortars.

STANDARD: The OPFOR element disrupts and delays the enemy's defensive preparations. 1. Locates and penetrates the enemy's security system. 2. Forces the enemy to delay defensive preparations. 3. Disrupts the enemy's obstacle preparations.

TASK: Disrupt a Route Reconnaissance (5-OPFOR-0021)

CONDITION: The enemy is conducting a route reconnaissance. The opposing forces (OPFOR) element is positioned along the enemy's route.

STANDARD: The OPFOR element attempts to disrupt a squad/section conducting a route reconnaissance. 1. Prevents the unit from meeting its specified time schedule. 2. Forces the unit to deviate from its specified route. 3. Prevents the unit from reaching its assigned destination. 4. Surprises the squad/section. 5. Inflicts casualties on the unit.

TASK: Conduct an Aerial Reconnaissance (5-OPFOR-0010)

CONDITION: The opposing forces (OPFOR) headquarters (HQ) element requires intelligence on the locations and identification of enemy elements. An aircraft is dispatched to take photographs and make a visual inspection of the enemy rear area.

STANDARD: The OPFOR element gathers photograph intelligence of the enemy. 1. Photographs the assigned sectors. 2. Makes quick visual checks where the ceiling is low. 3. Locates enemy positions in the area, particularly support and storage bases, and command and control (C2) facilities. 4. Sustains no loss of aircraft. 5. Reports priority intelligence requirements (PIR) and other information requirements to the OPFOR HQ.

TASK: Conduct a Raid (5-OPFOR-0004)

CONDITION: The opposing forces (OPFOR) element has occupied an objective rally point and has orders to conduct a raid on a combat service support (CSS) base.

STANDARD: The OPFOR element infiltrates the enemy's base and destroys all of the targets. 1. Surprises the enemy forces. 2. Assaults the support base and accomplishes the assigned tasks. 3. Destroys the specified equipment and supplies. 4. Avoids being decisively engaged. 5. Withdraws all personnel from the objective areas within the time prescribed. 6. Obtains all priority intelligence requirements (PIR) from the raid site. 7. Sustains only light casualties from enemy fire.

TASK: Defeat Obstacles (5-OPFOR-0009)

CONDITION: The opposing forces (OPFOR) element encounters an obstacle that blocks the avenue of approach as it advances upon the enemy forces.

STANDARD: The OPFOR element bypasses or breaches the enemy obstacle. 1. Detects the obstacle before halting its main body. 2. Defeats the obstacle. a. Bypasses the obstacle without entering the engagement areas. b. Breaches the obstacle within 45 minutes and passes its entire force through the obstacle. 3. Does not incur degradation to the point that the mission must be discontinued.

TASK: Conduct an Attack (5-OPFOR-0008)

CONDITION: The enemy is conducting tactical operations. The opposing forces (OPFOR) element receives orders to attack the enemy, the area of occupation, or the main supply route (MSR) with smoke.

STANDARD: The OPFOR element disrupts the enemy's movement and smoke operations. 1. Determines the delivery method of the smoke attack. 2. Locates the target. 3. Delivers the smoke attack downwind. 4. Attacks the enemy with smoke, and surge attacks when the enemy responds to the smoke.

TASK: Disrupt Construction of Vehicle Fighting Positions (5-OPFOR-0020)

CONDITION: The opposing forces (OPFOR) element has located the enemy. The priority intelligence requirements (PIR) and other intelligence obtained by OPFOR patrols indicate the enemy is constructing vehicle fighting positions within its defensive area. The OPFOR element has automatic and antiarmor weapons and light mortars.

STANDARD: The OPFOR element attempts to disrupt the enemy's efforts to establish vehicle fighting positions. 1. Locates the defensive area. 2. Surprises the main body. 3. Penetrates the defensive area with squad-size probes. 4. Inflicts casualties on the unit. 5. Destroys vehicles. 6. Disrupts the unit's preparations (prevents or delays beyond the unit's allotted time).

TASK: Disrupt an Engineer Reconnaissance (5-OPFOR-0022)

CONDITION: The enemy is conducting an engineer reconnaissance. The opposing forces (OPFOR) element is positioned along the enemy's route.

STANDARD: The OPFOR element disrupts an engineer reconnaissance. 1. Prevents the unit from meeting its specified time schedule. 2. Forces the unit to deviate from its specified route. 3. Prevents the unit from accomplishing its assigned engineer reconnaissance. 4. Surprises the unit conducting the reconnaissance.

TASK: Conduct Terrorist and Saboteur Attacks (5-OPFOR-0005)

CONDITION: The opposing forces (OPFOR) element dispatches small teams into the enemy's rear area to disrupt combat service support (CSS) operations.

STANDARD: The enemy sustains disrupted command and control (C2), destroyed equipment and supplies, and light casualties. 1. Locates rear support bases and C2 facilities. 2. Delays and disrupts CSS operations through probes. 3. Infiltrates CSS bases to conduct sabotage and terrorist activities. 4. Inflicts light casualties. 5. Destroys supplies and equipment.

TASK: Defend a Minefield (5-OPFOR-0023)

CONDITION: The enemy is conducting a minefield sweeping operation. The opposing forces (OPFOR) element has a minefield placed in the enemy's path. The minefield is under constant observation and fire.

STANDARD: The OPFOR element defends a minefield against an enemy element conducting a minefield sweeping operation. 1. Prevents the unit from detecting the obstacle. 2. Disrupts the minefield sweeping operation. 3. Prevents the unit from conducting the minefield sweeping operation, prevents the unit from moving all personnel through the breach or delays the completion of the minefield sweeping operation for more than 45 minutes.

TASK: Conduct an Ambush (5-OPFOR-0007)

CONDITION: The enemy is moving in a convoy. The opposing forces (OPFOR) element is positioned along the enemy's route.

STANDARD: The OPFOR element inflicts casualties on the enemy and causes vehicle and equipment damage. 1. Prepares an ambush site before the element arrives. 2. Surprises march element forces. 3. Inflicts heavy casualties within the designated kill zone. 4. Inflicts heavy damage to vehicles and equipment within the designated kill zone. 5. Delays the march element from reaching a specified destination for a specified period of time. 6. Withdraws on order. 7. Sustains no casualties. 8. Reports actions to superiors.

TASK: Maintain Contact (5-OPFOR-0003)

CONDITION: The opposing forces (OPFOR) element is engaged with enemy base defense forces. The enemy forces are withdrawing under pressure.

STANDARD: The OPFOR element maintains enemy contact while the enemy withdraws. 1. Engages the enemy forces decisively. 2. Advances the OPFOR as the enemy forces withdraw. 3. Inflicts heavy casualties. 4. Captures the members of the enemy force. 5. Captures documents and equipment. 6. Safeguards captured documents, equipment, and personnel.

TASK: Disrupt a Net Control Station (NCS) (5-OPFOR-0019)

CONDITION: The enemy has established a NCS. The opposing forces (OPFOR) element has radio and jamming equipment.

STANDARD: The OPFOR element attempts to disrupt an NCS. 1. Attempts to locate the radio frequency that the unit is operating on. 2. Attempts to enter the radio net. 3. Attempts to issue "bogus" orders to a unit on the net. 4. Jams the radio frequency and forces the unit to go to an alternate frequency.

TASK: Disrupt Enemy Movement and Operations Using Tactical Nuclear Weapons (5-OPFOR-0016)

CONDITION: The opposing forces (OPFOR) element has located the enemy. Priority intelligence requirements (PIR) and other intelligence requirements have been obtained by OPFOR patrols. Tactical nuclear weapons are employed against key locations in the rear area.

STANDARD: The OPFOR element disrupts enemy movement and operations. 1. Disrupts or delays the movement of the enemy's equipment and supplies to the forward areas. 2. Destroys enemy equipment and supplies. 3. Inflicts a high rate of nuclear casualties among the enemy forces. 4. Denies the enemy the use of specified areas. 5. Contaminates the enemy's equipment and supplies.

TASK: Disrupt Quartering Party Operations (5-OPFOR-0017)

CONDITION: The enemy is conducting quartering party operations. It has established an assembly area (AA) but has not moved in the main body.

STANDARD: The opposing forces (OPFOR) element attempts to disrupt quartering party operations and infiltrate the enemy's AA. 1. Locates the quartering party and the AA. 2. Surprises the main body. 3. Penetrates the AA with squad-size probes. 4. Inflicts personnel casualties and vehicle damage. 5. Disrupts the unit's preparations (prevents or delays beyond the unit's allotted time).

TASK: Disrupt Enemy Movement and Operations Using Persistent and Nonpersistent Chemical Weapons (5-OPFOR-0015)

CONDITION: The opposing forces (OPFOR) element has located the enemy. Priority intelligence requirements (PIR) and other intelligence requirements have been obtained by OPFOR patrols. The OPFOR units deliver chemical agents, by means of conventional artillery weapons or aircraft, along selected supply routes and key bases in the rear area.

STANDARD: The OPFOR element disrupts enemy movement and operations using persistent and nonpersistent chemical weapons. 1. Delivers chemical agents in low and densely wooded areas. 2. Delays the movement of enemy supplies and equipment to the forward areas. 3. Restricts the movement of the enemy units in the rear area. 4. Channels the movement of enemy units into predesignated ambush areas. 5. Contaminates enemy supplies and equipment. 6. Inflicts a high rate of casualties on enemy forces.

TASK: Disrupt Movement (5-OPFOR-0014)

CONDITION: The enemy is expected to move through the opposing forces (OPFOR) element's area of operations. The OPFOR element has received an operation order (OPORD) or fragmentary order (FRAGO) to disrupt enemy movement. The enemy has the capability to defend with direct fire and antiarmor weapons.

STANDARD: The OPFOR element delays enemy movement. 1. Delays the element. 2. Forces the element to deviate from its route. 3. Prevents the element from reaching its destination. 4. Surprises the element's main body.

TASK: Counter Passage of Lines (5-OPFOR-0012)

CONDITION: Enemy forces are in defensive positions, but they are expected to attempt passage-of-lines operations. The opposing forces (OPFOR) received orders to disrupt enemy passage-of-lines operations.

STANDARD: The OPFOR element delays or prevents enemy passage of lines. 1. Delays the passage. 2. Prevents the company from moving all personnel through the stationary unit. 3. Engages the main body of either the moving or the stationary unit.

TASK: Disrupt Assembly Area (AA) Activities (5-OPFOR-0013)

CONDITION: Intelligence reports indicate that platoon- and company-size enemy units are operating in the opposing forces (OPFOR) area of operations. Enemy units can defend from AAs with direct fire, antiarmor weapons, and indirect fire. The enemy has close air support (CAS) and nuclear, biological, and chemical (NBC) capabilities.

STANDARD: The OPFOR element locates and disrupts the enemy's AA activities. 1. Locates the element's AA. 2. Probes the AA with squad- or team-size elements. 3. Inflicts more than 5 percent casualties on the element. 4. Disrupts the element's preparations (prevents or delays beyond the element's allotted time).

TASK: Attack (5-OPFOR-0001)

CONDITION: The opposing forces (OPFOR) element has located the enemy. The priority intelligence requirements (PIR) and other intelligence requirements have been obtained by OPFOR patrols. The OPFOR element has automatic and antiarmor weapons and light mortars.

STANDARD: The OPFOR element attempts to seize the terrain, vehicles, or equipment. 1. Develops an attack plan. 2. Surprises the enemy unit's main body. 3. Initiates the attack using a scheme of maneuver that exploits the enemy's flanks, gaps, and weaknesses. 4. Uses covered and concealed routes to approach the enemy forces' flanks, gaps, or weakly held areas. 5. Employs indirect fire to support the attack. 6. Penetrates enemy defenses. 7. Destroys equipment and supplies. 8. Inflicts heavy casualties. 9. Isolates the combat service support (CSS) base by blocking reinforcements. 10. Forces enemy units to displace. 11. Avoids being fixed in one position. 12. Withdraws before the CSS base is reinforced with tactical combat forces.

TASK: Conduct Sniper Operations (5-OPFOR-0006)

CONDITION: The opposing forces (OPFOR) element has assigned snipers (regular or irregular elements) in the enemy's rear area along the main supply route (MSR) and near support sites.

STANDARD: The OPFOR element kills or wounds targets. 1. Sets up a well-concealed location. 2. Engages vehicle drivers or personnel on foot with short bursts of semiautomatic fire. 3. Kills or wounds selected targets. 4. Prevents the position from being discovered by enemy forces. 5. Evacuates the area without being spotted. 6. Reports all specified priority intelligence requirements (PIR) and other intelligence requirements to the OPFOR headquarters (HQ).

TASK: Conduct Air Attacks (5-OPFOR-0002)

CONDITION: The opposing forces (OPFOR) element in the rear area has forwarded the positions of the enemy support sites or the locations of moving elements. The OPFOR aircraft have been dispatched to attack enemy installations or convoys.

STANDARD: The OPFOR element attempts to delay, disrupt, or damage the enemy targets by air. 1. Locates the target (support sites or convoys). 2. Makes attack runs on the designated targets. 3. Inflicts heavy damage to the selected target. 4. Sustains no loss of aircraft. 5. Delays moving the force for more than one hour.

- ELEMENTS:** Company
 Company Headquarters
 Maintenance Section
 Horizontal Construction Platoon
 Embankment Squad
 Grading and Compact Squad
 Excavation Squad
 Two General Construction Platoons
 Six General Construction Squads

TASK: Handle Enemy Prisoners of War (EPWs) (19-3-3106.05-T01A)
 (FM 3-19.40 (FM 19-40)) (AR 190-8)

ITERATION: 1 2 3 4 5 M (Circle)

COMMANDER/LEADER ASSESSMENT: T P U (Circle)

CONDITIONS: The enemy soldiers surrendered or were captured. Some iterations of this task should be performed in MOPP4.

TASK STANDARDS: The capturing element takes charge of and evacuates EPWs according to the unit's standing operating procedure (SOP) and the search, silence, segregate, speed, safeguard, and tag (5 Ss and T) method. The time required to perform this task is increased when conducting it in mission-oriented protection posture (MOPP) 4.

TASK STEPS AND PERFORMANCE MEASURES	GO	NO-GO
<ol style="list-style-type: none"> 1. The element searches EPWs. <ol style="list-style-type: none"> a. Removed weapons and documents that had intelligence value. b. Returned the personal items of no military intelligence value, such as protective clothing and equipment. c. Furnished receipts to the prisoners for their personal property taken. 2. The element segregates EPWs. <ol style="list-style-type: none"> a. Segregated EPWs by rank, sex, deserters, civilians, nationality, and ideology, when possible. b. Turned the wounded EPWs over to the medical personnel for evacuation through the medical channels. 3. The element silences EPWs. <ol style="list-style-type: none"> a. Prevented the EPW leaders from giving orders. b. Prevented EPWs from planning escape. c. Did not talk in front of EPWs except to issue orders and maintain discipline. 4. The element safeguards EPWs. <ol style="list-style-type: none"> a. Removed EPWs from the dangers of the battlefield. b. Did not allow anyone to abuse EPWs. c. Treated EPWs humanely. 5. The element tags EPWs with a Department of Defense (DD) Form 2745. <ol style="list-style-type: none"> a. Annotated the date and time of the capture, the capturing unit, the grid coordinates of the capture, and the circumstances of the capture. b. Attached Part A to EPWs. c. Retained Part B for the unit records. d. Attached Part C to the property. 6. The element speeds EPWs to the rear. 		

TASK STEPS AND PERFORMANCE MEASURES	GO	NO-GO
a. Notified higher headquarters (HQ) that the company had EPWs. b. Removed EPWs rearward to the nearest military police (MP) collecting point. c. Exploited the intelligence information.		

TASK PERFORMANCE / EVALUATION SUMMARY BLOCK							
ITERATION	1	2	3	4	5	M	TOTAL
TOTAL TASK STEPS EVALUATED							
TOTAL TASK STEPS "GO"							
TRAINING STATUS "GO"/"NO-GO"							

"*" indicates a leader task step.

SUPPORTING INDIVIDUAL TASKS: NONE

SUPPORTING COLLECTIVE TASKS: NONE

OPFOR TASKS AND STANDARDS

TASK: Surrender to the Capturing Unit on the Battlefield (5-OPFOR-0024)

CONDITION: The enemy has captured the opposing forces (OPFOR) element's soldiers, documents, and equipment sensitive to the OPFOR tactical operations.

STANDARD: The OPFOR soldiers retain or destroy documents and equipment. The OPFOR element surrenders documents and equipment of no tactical use to the enemy and attempts to conceal or destroy items of tactical value. The OPFOR element attempts escape and evasion. 1. Prevents the successful capture of documents and equipment. 2. Destroys documents and equipment. 3. Removes identifying markings from equipment. 4. Removes unit-identifying insignia. 5. Provides misleading information. 6. Plans an escape. 7. Delays movement to the nearest collection point. 8. Prevents safeguarding of enemy prisoners of war (EPWs) in order to cause embarrassment to the United States (US).

TASK: Disrupt a Route Reconnaissance (5-OPFOR-0021)

CONDITION: The enemy is conducting a route reconnaissance. The opposing forces (OPFOR) element is positioned along the enemy's route.

STANDARD: The OPFOR element attempts to disrupt a squad/section conducting a route reconnaissance. 1. Prevents the unit from meeting its specified time schedule. 2. Forces the unit to deviate from its specified route. 3. Prevents the unit from reaching its assigned destination. 4. Surprises the squad/section. 5. Inflicts casualties on the unit.

TASK: Conduct an Attack (5-OPFOR-0008)

CONDITION: The enemy is conducting tactical operations. The opposing forces (OPFOR) element receives orders to attack the enemy, the area of occupation, or the main supply route (MSR) with smoke.

STANDARD: The OPFOR element disrupts the enemy's movement and smoke operations. 1. Determines the delivery method of the smoke attack. 2. Locates the target. 3. Delivers the smoke attack downwind. 4. Attacks the enemy with smoke, and surge attacks when the enemy responds to the smoke.

TASK: Conduct a Raid (5-OPFOR-0004)

CONDITION: The opposing forces (OPFOR) element has occupied an objective rally point and has orders to conduct a raid on a combat service support (CSS) base.

STANDARD: The OPFOR element infiltrates the enemy's base and destroys all of the targets. 1. Surprises the enemy forces. 2. Assaults the support base and accomplishes the assigned tasks. 3. Destroys the specified equipment and supplies. 4. Avoids being decisively engaged. 5. Withdraws all personnel from the objective areas within the time prescribed. 6. Obtains all priority intelligence requirements (PIR) from the raid site. 7. Sustains only light casualties from enemy fire.

TASK: Conduct an Aerial Reconnaissance (5-OPFOR-0010)

CONDITION: The opposing forces (OPFOR) headquarters (HQ) element requires intelligence on the locations and identification of enemy elements. An aircraft is dispatched to take photographs and make a visual inspection of the enemy rear area.

STANDARD: The OPFOR element gathers photograph intelligence of the enemy. 1. Photographs the assigned sectors. 2. Makes quick visual checks where the ceiling is low. 3. Locates enemy positions in the area, particularly support and storage bases, and command and control (C2) facilities. 4. Sustains no loss of aircraft. 5. Reports priority intelligence requirements (PIR) and other information requirements to the OPFOR HQ.

TASK: Defeat Obstacles (5-OPFOR-0009)

CONDITION: The opposing forces (OPFOR) element encounters an obstacle that blocks the avenue of approach as it advances upon the enemy forces.

STANDARD: The OPFOR element bypasses or breaches the enemy obstacle. 1. Detects the obstacle before halting its main body. 2. Defeats the obstacle. a. Bypasses the obstacle without entering the engagement areas. b. Breaches the obstacle within 45 minutes and passes its entire force through the obstacle. 3. Does not incur degradation to the point that the mission must be discontinued.

TASK: Disrupt Construction of Vehicle Fighting Positions (5-OPFOR-0020)

CONDITION: The opposing forces (OPFOR) element has located the enemy. The priority intelligence requirements (PIR) and other intelligence obtained by OPFOR patrols indicate the enemy is constructing vehicle fighting positions within its defensive area. The OPFOR element has automatic and antiarmor weapons and light mortars.

STANDARD: The OPFOR element attempts to disrupt the enemy's efforts to establish vehicle fighting positions. 1. Locates the defensive area. 2. Surprises the main body. 3. Penetrates the defensive area with squad-size probes. 4. Inflicts casualties on the unit. 5. Destroys vehicles. 6. Disrupts the unit's preparations (prevents or delays beyond the unit's allotted time).

TASK: Disrupt an Engineer Reconnaissance (5-OPFOR-0022)

CONDITION: The enemy is conducting an engineer reconnaissance. The opposing forces (OPFOR) element is positioned along the enemy's route.

STANDARD: The OPFOR element disrupts an engineer reconnaissance. 1. Prevents the unit from meeting its specified time schedule. 2. Forces the unit to deviate from its specified route. 3. Prevents the unit from accomplishing its assigned engineer reconnaissance. 4. Surprises the unit conducting the reconnaissance.

TASK: Defend a Minefield (5-OPFOR-0023)

CONDITION: The enemy is conducting a minefield sweeping operation. The opposing forces (OPFOR) element has a minefield placed in the enemy's path. The minefield is under constant observation and fire.

STANDARD: The OPFOR element defends a minefield against an enemy element conducting a minefield sweeping operation. 1. Prevents the unit from detecting the obstacle. 2. Disrupts the minefield sweeping operation. 3. Prevents the unit from conducting the minefield sweeping operation, prevents the unit from moving all personnel through the breach or delays the completion of the minefield sweeping operation for more than 45 minutes.

TASK: Conduct Terrorist and Saboteur Attacks (5-OPFOR-0005)

CONDITION: The opposing forces (OPFOR) element dispatches small teams into the enemy's rear area to disrupt combat service support (CSS) operations.

STANDARD: The enemy sustains disrupted command and control (C2), destroyed equipment and supplies, and light casualties. 1. Locates rear support bases and C2 facilities. 2. Delays and disrupts CSS operations through probes. 3. Infiltrates CSS bases to conduct sabotage and terrorist activities. 4. Inflicts light casualties. 5. Destroys supplies and equipment.

TASK: Conduct Sniper Operations (5-OPFOR-0006)

CONDITION: The opposing forces (OPFOR) element has assigned snipers (regular or irregular elements) in the enemy's rear area along the main supply route (MSR) and near support sites.

STANDARD: The OPFOR element kills or wounds targets. 1. Sets up a well-concealed location. 2. Engages vehicle drivers or personnel on foot with short bursts of semiautomatic fire. 3. Kills or wounds selected targets. 4. Prevents the position from being discovered by enemy forces. 5. Evacuates the area without being spotted. 6. Reports all specified priority intelligence requirements (PIR) and other intelligence requirements to the OPFOR headquarters (HQ).

TASK: Maintain Contact (5-OPFOR-0003)

CONDITION: The opposing forces (OPFOR) element is engaged with enemy base defense forces. The enemy forces are withdrawing under pressure.

STANDARD: The OPFOR element maintains enemy contact while the enemy withdraws. 1. Engages the enemy forces decisively. 2. Advances the OPFOR as the enemy forces withdraw. 3. Inflicts heavy casualties. 4. Captures the members of the enemy force. 5. Captures documents and equipment. 6. Safeguards captured documents, equipment, and personnel.

TASK: Conduct an Ambush (5-OPFOR-0007)

CONDITION: The enemy is moving in a convoy. The opposing forces (OPFOR) element is positioned along the enemy's route.

STANDARD: The OPFOR element inflicts casualties on the enemy and causes vehicle and equipment damage. 1. Prepares an ambush site before the element arrives. 2. Surprises march element forces. 3. Inflicts heavy casualties within the designated kill zone. 4. Inflicts heavy damage to vehicles and equipment within the designated kill zone. 5. Delays the march element from reaching a specified destination for a specified period of time. 6. Withdraws on order. 7. Sustains no casualties. 8. Reports actions to superiors.

TASK: Disrupt a Net Control Station (NCS) (5-OPFOR-0019)

CONDITION: The enemy has established a NCS. The opposing forces (OPFOR) element has radio and jamming equipment.

STANDARD: The OPFOR element attempts to disrupt an NCS. 1. Attempts to locate the radio frequency that the unit is operating on. 2. Attempts to enter the radio net. 3. Attempts to issue "bogus" orders to a unit on the net. 4. Jams the radio frequency and forces the unit to go to an alternate frequency.

TASK: Disrupt Defensive Preparations (5-OPFOR-0018)

CONDITION: The opposing forces (OPFOR) element has located the enemy. Priority intelligence requirements (PIR) and other intelligence requirements obtained by OPFOR patrols indicate that the enemy elements are establishing defensive positions. The OPFOR element has automatic and antiarmor weapons and light mortars.

STANDARD: The OPFOR element disrupts and delays the enemy's defensive preparations. 1. Locates and penetrates the enemy's security system. 2. Forces the enemy to delay defensive preparations. 3. Disrupts the enemy's obstacle preparations.

TASK: Disrupt Enemy Movement and Operations Using Tactical Nuclear Weapons (5-OPFOR-0016)

CONDITION: The opposing forces (OPFOR) element has located the enemy. Priority intelligence requirements (PIR) and other intelligence requirements have been obtained by OPFOR patrols. Tactical nuclear weapons are employed against key locations in the rear area.

STANDARD: The OPFOR element disrupts enemy movement and operations. 1. Disrupts or delays the movement of the enemy's equipment and supplies to the forward areas. 2. Destroys enemy equipment and supplies. 3. Inflicts a high rate of nuclear casualties among the enemy forces. 4. Denies the enemy the use of specified areas. 5. Contaminates the enemy's equipment and supplies.

TASK: Disrupt Quartering Party Operations (5-OPFOR-0017)

CONDITION: The enemy is conducting quartering party operations. It has established an assembly area (AA) but has not moved in the main body.

STANDARD: The opposing forces (OPFOR) element attempts to disrupt quartering party operations and infiltrate the enemy's AA. 1. Locates the quartering party and the AA. 2. Surprises the main body. 3. Penetrates the AA with squad-size probes. 4. Inflicts personnel casualties and vehicle damage. 5. Disrupts the unit's preparations (prevents or delays beyond the unit's allotted time).

TASK: Disrupt Enemy Movement and Operations Using Persistent and Nonpersistent Chemical Weapons (5-OPFOR-0015)

CONDITION: The opposing forces (OPFOR) element has located the enemy. Priority intelligence requirements (PIR) and other intelligence requirements have been obtained by OPFOR patrols. The OPFOR units deliver chemical agents, by means of conventional artillery weapons or aircraft, along selected supply routes and key bases in the rear area.

STANDARD: The OPFOR element disrupts enemy movement and operations using persistent and nonpersistent chemical weapons. 1. Delivers chemical agents in low and densely wooded areas. 2. Delays the movement of enemy supplies and equipment to the forward areas. 3. Restricts the movement of the enemy units in the rear area. 4. Channels the movement of enemy units into predesignated ambush areas. 5. Contaminates enemy supplies and equipment. 6. Inflicts a high rate of casualties on enemy forces.

TASK: Disrupt Movement (5-OPFOR-0014)

CONDITION: The enemy is expected to move through the opposing forces (OPFOR) element's area of operations. The OPFOR element has received an operation order (OPORD) or fragmentary order (FRAGO) to disrupt enemy movement. The enemy has the capability to defend with direct fire and antiarmor weapons.

STANDARD: The OPFOR element delays enemy movement. 1. Delays the element. 2. Forces the element to deviate from its route. 3. Prevents the element from reaching its destination. 4. Surprises the element's main body.

TASK: Counter Passage of Lines (5-OPFOR-0012)

CONDITION: Enemy forces are in defensive positions, but they are expected to attempt passage-of-lines operations. The opposing forces (OPFOR) received orders to disrupt enemy passage-of-lines operations.

STANDARD: The OPFOR element delays or prevents enemy passage of lines. 1. Delays the passage. 2. Prevents the company from moving all personnel through the stationary unit. 3. Engages the main body of either the moving or the stationary unit.

TASK: Disrupt Assembly Area (AA) Activities (5-OPFOR-0013)

CONDITION: Intelligence reports indicate that platoon- and company-size enemy units are operating in the opposing forces (OPFOR) area of operations. Enemy units can defend from AAs with direct fire, antiarmor weapons, and indirect fire. The enemy has close air support (CAS) and nuclear, biological, and chemical (NBC) capabilities.

STANDARD: The OPFOR element locates and disrupts the enemy's AA activities. 1. Locates the element's AA. 2. Probes the AA with squad- or team-size elements. 3. Inflicts more than 5 percent casualties on the element. 4. Disrupts the element's preparations (prevents or delays beyond the element's allotted time).

TASK: Attack (5-OPFOR-0001)

CONDITION: The opposing forces (OPFOR) element has located the enemy. The priority intelligence requirements (PIR) and other intelligence requirements have been obtained by OPFOR patrols. The OPFOR element has automatic and antiarmor weapons and light mortars.

STANDARD: The OPFOR element attempts to seize the terrain, vehicles, or equipment. 1. Develops an attack plan. 2. Surprises the enemy unit's main body. 3. Initiates the attack using a scheme of maneuver that exploits the enemy's flanks, gaps, and weaknesses. 4. Uses covered and concealed routes to approach the enemy forces' flanks, gaps, or weakly held areas. 5. Employs indirect fire to support the attack. 6. Penetrates enemy defenses. 7. Destroys equipment and supplies. 8. Inflicts heavy casualties. 9. Isolates the combat service support (CSS) base by blocking reinforcements. 10. Forces enemy units to displace. 11. Avoids being fixed in one position. 12. Withdraws before the CSS base is reinforced with tactical combat forces.

TASK: Conduct Air Attacks (5-OPFOR-0002)

CONDITION: The opposing forces (OPFOR) element in the rear area has forwarded the positions of the enemy support sites or the locations of moving elements. The OPFOR aircraft have been dispatched to attack enemy installations or convoys.

STANDARD: The OPFOR element attempts to delay, disrupt, or damage the enemy targets by air. 1. Locates the target (support sites or convoys). 2. Makes attack runs on the designated targets. 3. Inflicts heavy damage to the selected target. 4. Sustains no loss of aircraft. 5. Delays moving the force for more than one hour.

- ELEMENTS:** Company
 Company Headquarters
 Maintenance Platoon Headquarters
 Unit Maintenance Section
 Direct Support Maintenance Section
 Maintenance Supply Section
 Maintenance Section
 Horizontal Construction Platoon

TASK: Conduct Unit-Level Maintenance Operations (43-2-0001.05-T01A)
 (FM 4-30.3) (AR 220-1) (AR 385-40)
 (AR 700-138) (AR 750-1) (DA PAM 738-750)
 (FM 9-43-2)

ITERATION: 1 2 3 4 5 M (Circle)

COMMANDER/LEADER ASSESSMENT: T P U (Circle)

CONDITIONS: The element maintenance personnel receive requests to repair the inoperative organic equipment. The element maintenance area is established. The required tools, equipment, and personnel are available. Operators are performing preventive-maintenance checks and services (PMCS) on the equipment. Recovery operations with injured operators on board may be required. The element's tactical standing operating procedure (TACSOP) is available. Element maintenance is a continuous task and is performed simultaneously with other internal support and operational tasks. Digital elements have performed functionality checks, and systems are operational. Some iterations of this task should be performed in MOPP4.

TASK STANDARDS: The element's vehicles and equipment are maintained according to the appropriate technical manuals (TMs) and the commander's guidance. Digital elements send and receive reports using frequency-modulated (FM) or digital means. The time required to perform this task is increased when conducting it in mission-oriented protection posture (MOPP) 4.

TASK STEPS AND PERFORMANCE MEASURES	GO	NO-GO
<p>* 1. The element commander directs the element's maintenance program.</p> <ul style="list-style-type: none"> a. Supervised the implementation of the unit's maintenance program for compliance with the commander's guidance and the TACSOP. b. Identified the company operational levels by reviewing the vehicle and equipment status reports. c. Approved the use of controlled exchanges when the required repair parts were not available. d. Approved repairs using the battle damage assessment and repair (BDAR) procedures when the established repair procedures could not be used. e. Checked the material condition status report (MCSR) for accuracy and completeness. f. Identified the current or anticipated maintenance problems to minimize their impact on the element's readiness. g. Coordinated the resolution of maintenance problems with the battalion maintenance officer (BMO). h. Forwarded the MCSR to the BMO. i. Conducted periodic inspections of personnel and equipment to ensure that the safety program was enforced. <p>* 2. Section leaders supervise operator maintenance.</p> <ul style="list-style-type: none"> a. Monitored PMCS performance for compliance with the appropriate TMs and the commander's guidance. 		

TASK STEPS AND PERFORMANCE MEASURES	GO	NO-GO
<ul style="list-style-type: none"> b. Inspected personnel and equipment to ensure compliance with the safety program. c. Coordinated maintenance assistance with the motor sergeant. d. Monitored the supply of the repair parts for the platoon's equipment to ensure that the repair parts were on order. e. Requested approval for the BDAR through the motor sergeant. f. Maintained the maintenance status of vehicles, weapons, and equipment. g. Provided input for the MCSR to the commander. <p>3. Company personnel perform operator maintenance.</p> <ul style="list-style-type: none"> a. Performed PMCS according to the appropriate TMs. b. Notified the supervisor of any maintenance problems beyond the operator's capability. c. Requested approval for the BDAR through the platoon leader when the established repair procedures could not be used. d. Performed the BDAR according to the appropriate BDAR manual. e. Assisted the unit's maintenance personnel with the repairs and services. <p>* 4. The motor sergeant supervises the unit's maintenance personnel.</p> <ul style="list-style-type: none"> a. Organized the element's maintenance personnel to perform element-maintenance activities. b. Supervised The Army Maintenance Management System (TAMMS) and the prescribed load list (PLL) procedures for completeness and accuracy. c. Supervised the repair and inspection procedures to ensure that they were done safely and according to the appropriate references. d. Requested approval for the BDAR from the commander when the established repair procedures could not be used. e. Supervised the BDAR procedures to ensure that they were done according to the appropriate BDAR manuals. f. Requested approval for controlled exchanges from the commander when the required repair parts were not available. g. Supervised the use of controlled exchanges for compliance with the commander's guidance. h. Notified the platoon or section leaders upon completion of the repairs. i. Supervised the recovery operations to ensure that the correct recovery and safety procedures were used. j. Supervised the Army Oil Analysis Program (AOAP) procedures to ensure that the testing of oil samples was done at the required intervals. k. Coordinated the maintenance status with the platoon leader. l. Provided the unit's maintenance status to the commander. <p>5. Unit maintenance personnel repair organic equipment.</p> <ul style="list-style-type: none"> a. Diagnosed faults on the inoperative equipment. b. Requested the required repair parts from the PLL clerk. c. Repaired the equipment according to applicable TMs. d. Requested approval for the BDAR through the motor sergeant when the established repair parts were not available. e. Performed the BDAR according to the appropriate BDAR manual. f. Requested approval for controlled exchanges through the motor sergeant when the required repair parts were not available. g. Performed controlled exchanges. h. Performed a final inspection to ensure quality control of repairs. i. Employed safety procedures to minimize accidents. <p>6. Unit maintenance personnel conduct transactions with support maintenance.</p> <ul style="list-style-type: none"> a. Identified the category of the repair as direct support or higher. 		

TASK STEPS AND PERFORMANCE MEASURES	GO	NO-GO
<ul style="list-style-type: none"> b. Corrected unit-level deficiencies. c. Prepared the required documentation for submission to support maintenance. d. Evacuated the equipment to support maintenance. e. Verified the completion of repairs. f. Picked up the equipment upon the completion of repairs. <p>7. Unit maintenance personnel perform administrative-support functions.</p> <ul style="list-style-type: none"> a. Maintained the PLL. b. Requested repair parts for the element's equipment. c. Turned in unserviceable, repairable items. d. Maintained technical publications on all organic equipment. <p>8. Unit maintenance personnel recover disabled vehicles.</p> <ul style="list-style-type: none"> a. Verified the location of the disabled vehicle. b. Identified the best route to the vehicle, given the tactical situation. c. Coordinated the indirect-fire support along the route with the Intelligence Officer (US Army) (S2) and the Operations and Training Officer (US Army) (S3). d. Maintained security while en route to the recovery site. e. Established local security at the recovery site. f. Removed casualties from vehicles. g. Treated casualties. h. Requested medical assistance, if required. i. Evacuated casualties, if required. j. Performed a battle damage assessment to determine if repairs were required. k. Performed repairs and the BDAR on site, if possible. l. Recovered nonrepairable equipment back to the unit's maintenance area according to the established recovery procedures. m. Requested the disposition of unrecoverable equipment from the commander. n. Conducted salvage operations to remove all usable equipment. o. Prepared vehicles for destruction according to the TACSOP. 		

TASK PERFORMANCE / EVALUATION SUMMARY BLOCK							
ITERATION	1	2	3	4	5	M	TOTAL
TOTAL TASK STEPS EVALUATED							
TOTAL TASK STEPS "GO"							
TRAINING STATUS "GO"/"NO-GO"							

"*" indicates a leader task step.

SUPPORTING INDIVIDUAL TASKS: NONE

SUPPORTING COLLECTIVE TASKS: NONE

OPFOR TASKS AND STANDARDS

TASK: Disrupt a Route Reconnaissance (5-OPFOR-0021)

CONDITION: The enemy is conducting a route reconnaissance. The opposing forces (OPFOR) element is positioned along the enemy's route.

STANDARD: The OPFOR element attempts to disrupt a squad/section conducting a route reconnaissance. 1. Prevents the unit from meeting its specified time schedule. 2. Forces the unit to deviate from its specified route. 3. Prevents the unit from reaching its assigned destination. 4. Surprises the squad/section. 5. Inflicts casualties on the unit.

TASK: Conduct an Attack (5-OPFOR-0008)

CONDITION: The enemy is conducting tactical operations. The opposing forces (OPFOR) element receives orders to attack the enemy, the area of occupation, or the main supply route (MSR) with smoke.

STANDARD: The OPFOR element disrupts the enemy's movement and smoke operations. 1. Determines the delivery method of the smoke attack. 2. Locates the target. 3. Delivers the smoke attack downwind. 4. Attacks the enemy with smoke, and surge attacks when the enemy responds to the smoke.

TASK: Conduct a Raid (5-OPFOR-0004)

CONDITION: The opposing forces (OPFOR) element has occupied an objective rally point and has orders to conduct a raid on a combat service support (CSS) base.

STANDARD: The OPFOR element infiltrates the enemy's base and destroys all of the targets. 1. Surprises the enemy forces. 2. Assaults the support base and accomplishes the assigned tasks. 3. Destroys the specified equipment and supplies. 4. Avoids being decisively engaged. 5. Withdraws all personnel from the objective areas within the time prescribed. 6. Obtains all priority intelligence requirements (PIR) from the raid site. 7. Sustains only light casualties from enemy fire.

TASK: Conduct an Aerial Reconnaissance (5-OPFOR-0010)

CONDITION: The opposing forces (OPFOR) headquarters (HQ) element requires intelligence on the locations and identification of enemy elements. An aircraft is dispatched to take photographs and make a visual inspection of the enemy rear area.

STANDARD: The OPFOR element gathers photograph intelligence of the enemy. 1. Photographs the assigned sectors. 2. Makes quick visual checks where the ceiling is low. 3. Locates enemy positions in the area, particularly support and storage bases, and command and control (C2) facilities. 4. Sustains no loss of aircraft. 5. Reports priority intelligence requirements (PIR) and other information requirements to the OPFOR HQ.

TASK: Defeat Obstacles (5-OPFOR-0009)

CONDITION: The opposing forces (OPFOR) element encounters an obstacle that blocks the avenue of approach as it advances upon the enemy forces.

STANDARD: The OPFOR element bypasses or breaches the enemy obstacle. 1. Detects the obstacle before halting its main body. 2. Defeats the obstacle. a. Bypasses the obstacle without entering the engagement areas. b. Breaches the obstacle within 45 minutes and passes its entire force through the obstacle. 3. Does not incur degradation to the point that the mission must be discontinued.

TASK: Disrupt Construction of Vehicle Fighting Positions (5-OPFOR-0020)

CONDITION: The opposing forces (OPFOR) element has located the enemy. The priority intelligence requirements (PIR) and other intelligence obtained by OPFOR patrols indicate the enemy is constructing vehicle fighting positions within its defensive area. The OPFOR element has automatic and antiarmor weapons and light mortars.

STANDARD: The OPFOR element attempts to disrupt the enemy's efforts to establish vehicle fighting positions. 1. Locates the defensive area. 2. Surprises the main body. 3. Penetrates the defensive area with squad-size probes. 4. Inflicts casualties on the unit. 5. Destroys vehicles. 6. Disrupts the unit's preparations (prevents or delays beyond the unit's allotted time).

TASK: Disrupt an Engineer Reconnaissance (5-OPFOR-0022)

CONDITION: The enemy is conducting an engineer reconnaissance. The opposing forces (OPFOR) element is positioned along the enemy's route.

STANDARD: The OPFOR element disrupts an engineer reconnaissance. 1. Prevents the unit from meeting its specified time schedule. 2. Forces the unit to deviate from its specified route. 3. Prevents the unit from accomplishing its assigned engineer reconnaissance. 4. Surprises the unit conducting the reconnaissance.

TASK: Defend a Minefield (5-OPFOR-0023)

CONDITION: The enemy is conducting a minefield sweeping operation. The opposing forces (OPFOR) element has a minefield placed in the enemy's path. The minefield is under constant observation and fire.

STANDARD: The OPFOR element defends a minefield against an enemy element conducting a minefield sweeping operation. 1. Prevents the unit from detecting the obstacle. 2. Disrupts the minefield sweeping operation. 3. Prevents the unit from conducting the minefield sweeping operation, prevents the unit from moving all personnel through the breach or delays the completion of the minefield sweeping operation for more than 45 minutes.

TASK: Conduct Terrorist and Saboteur Attacks (5-OPFOR-0005)

CONDITION: The opposing forces (OPFOR) element dispatches small teams into the enemy's rear area to disrupt combat service support (CSS) operations.

STANDARD: The enemy sustains disrupted command and control (C2), destroyed equipment and supplies, and light casualties. 1. Locates rear support bases and C2 facilities. 2. Delays and disrupts CSS operations through probes. 3. Infiltrates CSS bases to conduct sabotage and terrorist activities. 4. Inflicts light casualties. 5. Destroys supplies and equipment.

TASK: Conduct Sniper Operations (5-OPFOR-0006)

CONDITION: The opposing forces (OPFOR) element has assigned snipers (regular or irregular elements) in the enemy's rear area along the main supply route (MSR) and near support sites.

STANDARD: The OPFOR element kills or wounds targets. 1. Sets up a well-concealed location. 2. Engages vehicle drivers or personnel on foot with short bursts of semiautomatic fire. 3. Kills or wounds selected targets. 4. Prevents the position from being discovered by enemy forces. 5. Evacuates the area without being spotted. 6. Reports all specified priority intelligence requirements (PIR) and other intelligence requirements to the OPFOR headquarters (HQ).

TASK: Maintain Contact (5-OPFOR-0003)

CONDITION: The opposing forces (OPFOR) element is engaged with enemy base defense forces. The enemy forces are withdrawing under pressure.

STANDARD: The OPFOR element maintains enemy contact while the enemy withdraws. 1. Engages the enemy forces decisively. 2. Advances the OPFOR as the enemy forces withdraw. 3. Inflicts heavy casualties. 4. Captures the members of the enemy force. 5. Captures documents and equipment. 6. Safeguards captured documents, equipment, and personnel.

TASK: Conduct an Ambush (5-OPFOR-0007)

CONDITION: The enemy is moving in a convoy. The opposing forces (OPFOR) element is positioned along the enemy's route.

STANDARD: The OPFOR element inflicts casualties on the enemy and causes vehicle and equipment damage. 1. Prepares an ambush site before the element arrives. 2. Surprises march element forces. 3. Inflicts heavy casualties within the designated kill zone. 4. Inflicts heavy damage to vehicles and equipment within the designated kill zone. 5. Delays the march element from reaching a specified destination for a specified period of time. 6. Withdraws on order. 7. Sustains no casualties. 8. Reports actions to superiors.

TASK: Surrender to the Capturing Unit on the Battlefield (5-OPFOR-0024)

CONDITION: The enemy has captured the opposing forces (OPFOR) element's soldiers, documents, and equipment sensitive to the OPFOR tactical operations.

STANDARD: The OPFOR soldiers retain or destroy documents and equipment. The OPFOR element surrenders documents and equipment of no tactical use to the enemy and attempts to conceal or destroy items of tactical value. The OPFOR element attempts escape and evasion. 1. Prevents the successful capture of documents and equipment. 2. Destroys documents and equipment. 3. Removes identifying markings from equipment. 4. Removes unit-identifying insignia. 5. Provides misleading information. 6. Plans an escape. 7. Delays movement to the nearest collection point. 8. Prevents safeguarding of enemy prisoners of war (EPWs) in order to cause embarrassment to the United States (US).

TASK: Disrupt a Net Control Station (NCS) (5-OPFOR-0019)

CONDITION: The enemy has established a NCS. The opposing forces (OPFOR) element has radio and jamming equipment.

STANDARD: The OPFOR element attempts to disrupt an NCS. 1. Attempts to locate the radio frequency that the unit is operating on. 2. Attempts to enter the radio net. 3. Attempts to issue "bogus" orders to a unit on the net. 4. Jams the radio frequency and forces the unit to go to an alternate frequency.

TASK: Disrupt Defensive Preparations (5-OPFOR-0018)

CONDITION: The opposing forces (OPFOR) element has located the enemy. Priority intelligence requirements (PIR) and other intelligence requirements obtained by OPFOR patrols indicate that the enemy elements are establishing defensive positions. The OPFOR element has automatic and antiarmor weapons and light mortars.

STANDARD: The OPFOR element disrupts and delays the enemy's defensive preparations. 1. Locates and penetrates the enemy's security system. 2. Forces the enemy to delay defensive preparations. 3. Disrupts the enemy's obstacle preparations.

TASK: Disrupt Enemy Movement and Operations Using Tactical Nuclear Weapons (5-OPFOR-0016)

CONDITION: The opposing forces (OPFOR) element has located the enemy. Priority intelligence requirements (PIR) and other intelligence requirements have been obtained by OPFOR patrols. Tactical nuclear weapons are employed against key locations in the rear area.

STANDARD: The OPFOR element disrupts enemy movement and operations. 1. Disrupts or delays the movement of the enemy's equipment and supplies to the forward areas. 2. Destroys enemy equipment and supplies. 3. Inflicts a high rate of nuclear casualties among the enemy forces. 4. Denies the enemy the use of specified areas. 5. Contaminates the enemy's equipment and supplies.

TASK: Disrupt Quartering Party Operations (5-OPFOR-0017)

CONDITION: The enemy is conducting quartering party operations. It has established an assembly area (AA) but has not moved in the main body.

STANDARD: The opposing forces (OPFOR) element attempts to disrupt quartering party operations and infiltrate the enemy's AA. 1. Locates the quartering party and the AA. 2. Surprises the main body. 3. Penetrates the AA with squad-size probes. 4. Inflicts personnel casualties and vehicle damage. 5. Disrupts the unit's preparations (prevents or delays beyond the unit's allotted time).

TASK: Disrupt Enemy Movement and Operations Using Persistent and Nonpersistent Chemical Weapons (5-OPFOR-0015)

CONDITION: The opposing forces (OPFOR) element has located the enemy. Priority intelligence requirements (PIR) and other intelligence requirements have been obtained by OPFOR patrols. The OPFOR units deliver chemical agents, by means of conventional artillery weapons or aircraft, along selected supply routes and key bases in the rear area.

STANDARD: The OPFOR element disrupts enemy movement and operations using persistent and nonpersistent chemical weapons. 1. Delivers chemical agents in low and densely wooded areas. 2. Delays the movement of enemy supplies and equipment to the forward areas. 3. Restricts the movement of the enemy units in the rear area. 4. Channels the movement of enemy units into predesignated ambush areas. 5. Contaminates enemy supplies and equipment. 6. Inflicts a high rate of casualties on enemy forces.

TASK: Disrupt Movement (5-OPFOR-0014)

CONDITION: The enemy is expected to move through the opposing forces (OPFOR) element's area of operations. The OPFOR element has received an operation order (OPORD) or fragmentary order (FRAGO) to disrupt enemy movement. The enemy has the capability to defend with direct fire and antiarmor weapons.

STANDARD: The OPFOR element delays enemy movement. 1. Delays the element. 2. Forces the element to deviate from its route. 3. Prevents the element from reaching its destination. 4. Surprises the element's main body.

TASK: Counter Passage of Lines (5-OPFOR-0012)

CONDITION: Enemy forces are in defensive positions, but they are expected to attempt passage-of-lines operations. The opposing forces (OPFOR) received orders to disrupt enemy passage-of-lines operations.

STANDARD: The OPFOR element delays or prevents enemy passage of lines. 1. Delays the passage. 2. Prevents the company from moving all personnel through the stationary unit. 3. Engages the main body of either the moving or the stationary unit.

TASK: Disrupt Assembly Area (AA) Activities (5-OPFOR-0013)

CONDITION: Intelligence reports indicate that platoon- and company-size enemy units are operating in the opposing forces (OPFOR) area of operations. Enemy units can defend from AAs with direct fire, antiarmor weapons, and indirect fire. The enemy has close air support (CAS) and nuclear, biological, and chemical (NBC) capabilities.

STANDARD: The OPFOR element locates and disrupts the enemy's AA activities. 1. Locates the element's AA. 2. Probes the AA with squad- or team-size elements. 3. Inflicts more than 5 percent casualties on the element. 4. Disrupts the element's preparations (prevents or delays beyond the element's allotted time).

TASK: Attack (5-OPFOR-0001)

CONDITION: The opposing forces (OPFOR) element has located the enemy. The priority intelligence requirements (PIR) and other intelligence requirements have been obtained by OPFOR patrols. The OPFOR element has automatic and antiarmor weapons and light mortars.

STANDARD: The OPFOR element attempts to seize the terrain, vehicles, or equipment. 1. Develops an attack plan. 2. Surprises the enemy unit's main body. 3. Initiates the attack using a scheme of maneuver that exploits the enemy's flanks, gaps, and weaknesses. 4. Uses covered and concealed routes to approach the enemy forces' flanks, gaps, or weakly held areas. 5. Employs indirect fire to support the attack. 6. Penetrates enemy defenses. 7. Destroys equipment and supplies. 8. Inflicts heavy casualties. 9. Isolates the combat service support (CSS) base by blocking reinforcements. 10. Forces enemy units to displace. 11. Avoids being fixed in one position. 12. Withdraws before the CSS base is reinforced with tactical combat forces.

TASK: Conduct Air Attacks (5-OPFOR-0002)

CONDITION: The opposing forces (OPFOR) element in the rear area has forwarded the positions of the enemy support sites or the locations of moving elements. The OPFOR aircraft have been dispatched to attack enemy installations or convoys.

STANDARD: The OPFOR element attempts to delay, disrupt, or damage the enemy targets by air. 1. Locates the target (support sites or convoys). 2. Makes attack runs on the designated targets. 3. Inflicts heavy damage to the selected target. 4. Sustains no loss of aircraft. 5. Delays moving the force for more than one hour.

ELEMENTS: Company Headquarters
 Three Combat Support Element Platoon Headquarters
 Horizontal Construction Platoon
 Two General Construction Platoons

TASK: Prepare an Operation Order (OPORD) (Company/Platoon) (05-2-7008)
 (FM 5-71-2) (FM 5-34)

ITERATION: 1 2 3 4 5 M (Circle)
COMMANDER/LEADER ASSESSMENT: T P U (Circle)

CONDITIONS: A company is performing tactical operations. The company receives a new mission that requires the preparation of an OPORD. Digital units have performed functionality checks, and systems are operational. The unit is linked to the task force (TF) tactical operations center (TOC). Some iterations of this task should be performed in MOPP4.

TASK STANDARDS: The OPORD follows the commander's intent, is understandable, and contains all of the information necessary to accomplish the mission. Digital units send and receive orders and reports using frequency-modulated (FM) or digital means. The time required to perform this task is increased when conducting it in mission-oriented protection posture (MOPP) 4.

TASK STEPS AND PERFORMANCE MEASURES	GO	NO-GO
<p>* 1. The element leader writes an OPORD following the five-paragraph format. NOTE: Digital units write and disseminate the OPORD using the Army Battle Command System (ABCS), perform collaborative planning, and submit orders/requests and reports according to the unit's tactical standing operating procedure (TACSOP).</p> <ul style="list-style-type: none"> a. Ensured that the situation paragraph contained information about the enemy forces, friendly forces, attachments, and detachments. b. Stated the mission clearly. Included who, what, when, where, and why. c. Ensured that the execution paragraph included the commander's intent, the subordinate unit's instructions, and coordinating instructions. <p>NOTE: Address any environmental considerations in the coordinating instructions. Include specific measures to minimize environmental damage.</p> <ul style="list-style-type: none"> d. Ensured that the service support paragraph contained combat service support (CSS) and unit support instructions. If the paragraph was too long, used an annex. Otherwise, used the following paragraph sample format: <ul style="list-style-type: none"> (1) Material and services. (2) Medical. (3) Personnel. (4) Civil military. (5) As necessary. e. Ensured that the command and signal paragraphs specified the command post (CP) locations for supporting the units and gave the instructions for coordinating and establishing communications by different means (digital and FM). <p>* 2. The element leader ensures that the necessary information is included and briefed to the subordinate elements.</p> <p>* 3. The element leader ensures that the order is disseminated or briefed in time to satisfy the one-third/two-third rule (allowing subordinates two-thirds of the available time).</p>		

TASK PERFORMANCE / EVALUATION SUMMARY BLOCK							
ITERATION	1	2	3	4	5	M	TOTAL
TOTAL TASK STEPS EVALUATED							
TOTAL TASK STEPS "GO"							
TRAINING STATUS "GO"/"NO-GO"							

"*" indicates a leader task step.

SUPPORTING INDIVIDUAL TASKS

Task Number	Task Title	References
071-326-5626	Prepare an Oral Operation Order	STP 21-24-SMCT

SUPPORTING COLLECTIVE TASKS

Task Number	Task Title	References
05-1-1389	Identify Topographic Support Requirements	ARTEP 5-053-35-MTP ARTEP 5-113-35-MTP ARTEP 5-332-68-MTP ARTEP 5-335-60-MTP ARTEP 5-335-66-MTP ARTEP 5-337-35-MTP ARTEP 5-402-33-MTP ARTEP 5-402-68-MTP ARTEP 5-412-68-MTP ARTEP 5-412-69-MTP ARTEP 5-435-66-MTP ARTEP 5-435-67-MTP ARTEP 5-437-36-MTP ARTEP 5-437-38-MTP ARTEP 5-520-10-MTP ARTEP 5-530-14-MTP ARTEP 5-603-35-MTP ARTEP47-002-47X-MTP
05-1-1391	Request a Standard Topographic Product	ARTEP 5-335-60-MTP ARTEP 5-335-66-MTP ARTEP 5-402-33-MTP ARTEP 5-402-68-MTP ARTEP 5-412-68-MTP ARTEP 5-412-69-MTP ARTEP 5-435-66-MTP ARTEP 5-435-67-MTP ARTEP 5-437-10-MTP ARTEP 5-437-11-MTP ARTEP 5-437-36-MTP ARTEP 5-437-38-MTP
05-1-1393	Request Nonstandard Topographic Products	ARTEP 5-335-60-MTP ARTEP 5-335-66-MTP ARTEP 5-402-33-MTP ARTEP 5-402-68-MTP ARTEP 5-412-68-MTP ARTEP 5-412-69-MTP

SUPPORTING COLLECTIVE TASKS

Task Number	Task Title	References
		ARTEP 5-435-66-MTP ARTEP 5-435-67-MTP ARTEP 5-437-10-MTP ARTEP 5-437-11-MTP ARTEP 5-437-36-MTP ARTEP 5-437-38-MTP ARTEP 5-500-66-MTP ARTEP 5-602-68-MTP
05-2-1380 05-4-1372	Identify Terrain Information Requirements Disseminate Terrain Information Product	ARTEP47-002-47X-MTP ARTEP 5-540-10-MTP ARTEP 5-540-11-MTP ARTEP 5-540-12-MTP ARTEP 5-540-13-MTP ARTEP 5-607-35-MTP
05-4-1376	Perform Topographic Collection Effort	ARTEP 5-540-10-MTP ARTEP 5-540-11-MTP ARTEP 5-540-12-MTP ARTEP 5-540-13-MTP ARTEP 5-605-66-MTP ARTEP 5-606-34-MTP ARTEP 5-607-35-MTP ARTEP 5-608-35-MTP
05-6-0088	Coordinate Topographic Operations	ARTEP 5-402-68-MTP ARTEP 5-412-68-MTP ARTEP 5-412-69-MTP ARTEP 5-602-68-MTP ARTEP47-002-47X-MTP

OPFOR TASKS AND STANDARDS

TASK: Defeat Obstacles (5-OPFOR-0009)

CONDITION: The opposing forces (OPFOR) element encounters an obstacle that blocks the avenue of approach as it advances upon the enemy forces.

STANDARD: The OPFOR element bypasses or breaches the enemy obstacle. 1. Detects the obstacle before halting its main body. 2. Defeats the obstacle. a. Bypasses the obstacle without entering the engagement areas. b. Breaches the obstacle within 45 minutes and passes its entire force through the obstacle. 3. Does not incur degradation to the point that the mission must be discontinued.

TASK: Conduct an Attack (5-OPFOR-0008)

CONDITION: The enemy is conducting tactical operations. The opposing forces (OPFOR) element receives orders to attack the enemy, the area of occupation, or the main supply route (MSR) with smoke.

STANDARD: The OPFOR element disrupts the enemy's movement and smoke operations. 1. Determines the delivery method of the smoke attack. 2. Locates the target. 3. Delivers the smoke attack downwind. 4. Attacks the enemy with smoke, and surge attacks when the enemy responds to the smoke.

TASK: Disrupt a Net Control Station (NCS) (5-OPFOR-0019)

CONDITION: The enemy has established a NCS. The opposing forces (OPFOR) element has radio and jamming equipment.

STANDARD: The OPFOR element attempts to disrupt an NCS. 1. Attempts to locate the radio frequency that the unit is operating on. 2. Attempts to enter the radio net. 3. Attempts to issue "bogus" orders to a unit on the net. 4. Jams the radio frequency and forces the unit to go to an alternate frequency.

TASK: Disrupt Construction of Vehicle Fighting Positions (5-OPFOR-0020)

CONDITION: The opposing forces (OPFOR) element has located the enemy. The priority intelligence requirements (PIR) and other intelligence obtained by OPFOR patrols indicate the enemy is constructing vehicle fighting positions within its defensive area. The OPFOR element has automatic and antiarmor weapons and light mortars.

STANDARD: The OPFOR element attempts to disrupt the enemy's efforts to establish vehicle fighting positions. 1. Locates the defensive area. 2. Surprises the main body. 3. Penetrates the defensive area with squad-size probes. 4. Inflicts casualties on the unit. 5. Destroys vehicles. 6. Disrupts the unit's preparations (prevents or delays beyond the unit's allotted time).

TASK: Disrupt an Engineer Reconnaissance (5-OPFOR-0022)

CONDITION: The enemy is conducting an engineer reconnaissance. The opposing forces (OPFOR) element is positioned along the enemy's route.

STANDARD: The OPFOR element disrupts an engineer reconnaissance. 1. Prevents the unit from meeting its specified time schedule. 2. Forces the unit to deviate from its specified route. 3. Prevents the unit from accomplishing its assigned engineer reconnaissance. 4. Surprises the unit conducting the reconnaissance.

TASK: Conduct an Aerial Reconnaissance (5-OPFOR-0010)

CONDITION: The opposing forces (OPFOR) headquarters (HQ) element requires intelligence on the locations and identification of enemy elements. An aircraft is dispatched to take photographs and make a visual inspection of the enemy rear area.

STANDARD: The OPFOR element gathers photograph intelligence of the enemy. 1. Photographs the assigned sectors. 2. Makes quick visual checks where the ceiling is low. 3. Locates enemy positions in the area, particularly support and storage bases, and command and control (C2) facilities. 4. Sustains no loss of aircraft. 5. Reports priority intelligence requirements (PIR) and other information requirements to the OPFOR HQ.

TASK: Conduct Terrorist and Saboteur Attacks (5-OPFOR-0005)

CONDITION: The opposing forces (OPFOR) element dispatches small teams into the enemy's rear area to disrupt combat service support (CSS) operations.

STANDARD: The enemy sustains disrupted command and control (C2), destroyed equipment and supplies, and light casualties. 1. Locates rear support bases and C2 facilities. 2. Delays and disrupts CSS operations through probes. 3. Infiltrates CSS bases to conduct sabotage and terrorist activities. 4. Inflicts light casualties. 5. Destroys supplies and equipment.

TASK: Disrupt Defensive Preparations (5-OPFOR-0018)

CONDITION: The opposing forces (OPFOR) element has located the enemy. Priority intelligence requirements (PIR) and other intelligence requirements obtained by OPFOR patrols indicate that the enemy elements are establishing defensive positions. The OPFOR element has automatic and antiarmor weapons and light mortars.

STANDARD: The OPFOR element disrupts and delays the enemy's defensive preparations. 1. Locates and penetrates the enemy's security system. 2. Forces the enemy to delay defensive preparations. 3. Disrupts the enemy's obstacle preparations.

TASK: Disrupt Quartering Party Operations (5-OPFOR-0017)

CONDITION: The enemy is conducting quartering party operations. It has established an assembly area (AA) but has not moved in the main body.

STANDARD: The opposing forces (OPFOR) element attempts to disrupt quartering party operations and infiltrate the enemy's AA. 1. Locates the quartering party and the AA. 2. Surprises the main body. 3. Penetrates the AA with squad-size probes. 4. Inflicts personnel casualties and vehicle damage. 5. Disrupts the unit's preparations (prevents or delays beyond the unit's allotted time).

TASK: Disrupt Enemy Movement and Operations Using Tactical Nuclear Weapons (5-OPFOR-0016)

CONDITION: The opposing forces (OPFOR) element has located the enemy. Priority intelligence requirements (PIR) and other intelligence requirements have been obtained by OPFOR patrols. Tactical nuclear weapons are employed against key locations in the rear area.

STANDARD: The OPFOR element disrupts enemy movement and operations. 1. Disrupts or delays the movement of the enemy's equipment and supplies to the forward areas. 2. Destroys enemy equipment and supplies. 3. Inflicts a high rate of nuclear casualties among the enemy forces. 4. Denies the enemy the use of specified areas. 5. Contaminates the enemy's equipment and supplies.

TASK: Disrupt Enemy Movement and Operations Using Persistent and Nonpersistent Chemical Weapons (5-OPFOR-0015)

CONDITION: The opposing forces (OPFOR) element has located the enemy. Priority intelligence requirements (PIR) and other intelligence requirements have been obtained by OPFOR patrols. The OPFOR units deliver chemical agents, by means of conventional artillery weapons or aircraft, along selected supply routes and key bases in the rear area.

STANDARD: The OPFOR element disrupts enemy movement and operations using persistent and nonpersistent chemical weapons. 1. Delivers chemical agents in low and densely wooded areas. 2. Delays the movement of enemy supplies and equipment to the forward areas. 3. Restricts the movement of the enemy units in the rear area. 4. Channels the movement of enemy units into predesignated ambush areas. 5. Contaminates enemy supplies and equipment. 6. Inflicts a high rate of casualties on enemy forces.

TASK: Disrupt Movement (5-OPFOR-0014)

CONDITION: The enemy is expected to move through the opposing forces (OPFOR) element's area of operations. The OPFOR element has received an operation order (OPORD) or fragmentary order (FRAGO) to disrupt enemy movement. The enemy has the capability to defend with direct fire and antiarmor weapons.

STANDARD: The OPFOR element delays enemy movement. 1. Delays the element. 2. Forces the element to deviate from its route. 3. Prevents the element from reaching its destination. 4. Surprises the element's main body.

TASK: Counter Passage of Lines (5-OPFOR-0012)

CONDITION: Enemy forces are in defensive positions, but they are expected to attempt passage-of-lines operations. The opposing forces (OPFOR) received orders to disrupt enemy passage-of-lines operations.

STANDARD: The OPFOR element delays or prevents enemy passage of lines. 1. Delays the passage. 2. Prevents the company from moving all personnel through the stationary unit. 3. Engages the main body of either the moving or the stationary unit.

TASK: Conduct Sniper Operations (5-OPFOR-0006)

CONDITION: The opposing forces (OPFOR) element has assigned snipers (regular or irregular elements) in the enemy's rear area along the main supply route (MSR) and near support sites.

STANDARD: The OPFOR element kills or wounds targets. 1. Sets up a well-concealed location. 2. Engages vehicle drivers or personnel on foot with short bursts of semiautomatic fire. 3. Kills or wounds selected targets. 4. Prevents the position from being discovered by enemy forces. 5. Evacuates the area without being spotted. 6. Reports all specified priority intelligence requirements (PIR) and other intelligence requirements to the OPFOR headquarters (HQ).

TASK: Conduct Air Attacks (5-OPFOR-0002)

CONDITION: The opposing forces (OPFOR) element in the rear area has forwarded the positions of the enemy support sites or the locations of moving elements. The OPFOR aircraft have been dispatched to attack enemy installations or convoys.

STANDARD: The OPFOR element attempts to delay, disrupt, or damage the enemy targets by air. 1. Locates the target (support sites or convoys). 2. Makes attack runs on the designated targets. 3. Inflicts heavy damage to the selected target. 4. Sustains no loss of aircraft. 5. Delays moving the force for more than one hour.

TASK: Attack (5-OPFOR-0001)

CONDITION: The opposing forces (OPFOR) element has located the enemy. The priority intelligence requirements (PIR) and other intelligence requirements have been obtained by OPFOR patrols. The OPFOR element has automatic and antiarmor weapons and light mortars.

STANDARD: The OPFOR element attempts to seize the terrain, vehicles, or equipment. 1. Develops an attack plan. 2. Surprises the enemy unit's main body. 3. Initiates the attack using a scheme of maneuver that exploits the enemy's flanks, gaps, and weaknesses. 4. Uses covered and concealed routes to approach the enemy forces' flanks, gaps, or weakly held areas. 5. Employs indirect fire to support the attack. 6. Penetrates enemy defenses. 7. Destroys equipment and supplies. 8. Inflicts heavy casualties. 9. Isolates the combat service support (CSS) base by blocking reinforcements. 10. Forces enemy units to displace. 11. Avoids being fixed in one position. 12. Withdraws before the CSS base is reinforced with tactical combat forces.

TASK: Surrender to the Capturing Unit on the Battlefield (5-OPFOR-0024)

CONDITION: The enemy has captured the opposing forces (OPFOR) element's soldiers, documents, and equipment sensitive to the OPFOR tactical operations.

STANDARD: The OPFOR soldiers retain or destroy documents and equipment. The OPFOR element surrenders documents and equipment of no tactical use to the enemy and attempts to conceal or destroy items of tactical value. The OPFOR element attempts escape and evasion. 1. Prevents the successful capture of documents and equipment. 2. Destroys documents and equipment. 3. Removes identifying markings from equipment. 4. Removes unit-identifying insignia. 5. Provides misleading information. 6. Plans an escape. 7. Delays movement to the nearest collection point. 8. Prevents safeguarding of enemy prisoners of war (EPWs) in order to cause embarrassment to the United States (US).

TASK: Conduct a Raid (5-OPFOR-0004)

CONDITION: The opposing forces (OPFOR) element has occupied an objective rally point and has orders to conduct a raid on a combat service support (CSS) base.

STANDARD: The OPFOR element infiltrates the enemy's base and destroys all of the targets. 1. Surprises the enemy forces. 2. Assaults the support base and accomplishes the assigned tasks. 3. Destroys the specified equipment and supplies. 4. Avoids being decisively engaged. 5. Withdraws all personnel from the objective areas within the time prescribed. 6. Obtains all priority intelligence requirements (PIR) from the raid site. 7. Sustains only light casualties from enemy fire.

TASK: Defend a Minefield (5-OPFOR-0023)

CONDITION: The enemy is conducting a minefield sweeping operation. The opposing forces (OPFOR) element has a minefield placed in the enemy's path. The minefield is under constant observation and fire.

STANDARD: The OPFOR element defends a minefield against an enemy element conducting a minefield sweeping operation. 1. Prevents the unit from detecting the obstacle. 2. Disrupts the minefield sweeping operation. 3. Prevents the unit from conducting the minefield sweeping operation, prevents the unit from moving all personnel through the breach or delays the completion of the minefield sweeping operation for more than 45 minutes.

TASK: Disrupt Assembly Area (AA) Activities (5-OPFOR-0013)

CONDITION: Intelligence reports indicate that platoon- and company-size enemy units are operating in the opposing forces (OPFOR) area of operations. Enemy units can defend from AAs with direct fire, antiarmor weapons, and indirect fire. The enemy has close air support (CAS) and nuclear, biological, and chemical (NBC) capabilities.

STANDARD: The OPFOR element locates and disrupts the enemy's AA activities. 1. Locates the element's AA. 2. Probes the AA with squad- or team-size elements. 3. Inflicts more than 5 percent casualties on the element. 4. Disrupts the element's preparations (prevents or delays beyond the element's allotted time).

TASK: Conduct an Ambush (5-OPFOR-0007)

CONDITION: The enemy is moving in a convoy. The opposing forces (OPFOR) element is positioned along the enemy's route.

STANDARD: The OPFOR element inflicts casualties on the enemy and causes vehicle and equipment damage. 1. Prepares an ambush site before the element arrives. 2. Surprises march element forces. 3. Inflicts heavy casualties within the designated kill zone. 4. Inflicts heavy damage to vehicles and equipment within the designated kill zone. 5. Delays the march element from reaching a specified destination for a specified period of time. 6. Withdraws on order. 7. Sustains no casualties. 8. Reports actions to superiors.

TASK: Maintain Contact (5-OPFOR-0003)

CONDITION: The opposing forces (OPFOR) element is engaged with enemy base defense forces. The enemy forces are withdrawing under pressure.

STANDARD: The OPFOR element maintains enemy contact while the enemy withdraws. 1. Engages the enemy forces decisively. 2. Advances the OPFOR as the enemy forces withdraw. 3. Inflicts heavy casualties. 4. Captures the members of the enemy force. 5. Captures documents and equipment. 6. Safeguards captured documents, equipment, and personnel.

TASK: Disrupt a Route Reconnaissance (5-OPFOR-0021)

CONDITION: The enemy is conducting a route reconnaissance. The opposing forces (OPFOR) element is positioned along the enemy's route.

STANDARD: The OPFOR element attempts to disrupt a squad/section conducting a route reconnaissance. 1. Prevents the unit from meeting its specified time schedule. 2. Forces the unit to deviate from its specified route. 3. Prevents the unit from reaching its assigned destination. 4. Surprises the squad/section. 5. Inflicts casualties on the unit.

ELEMENTS: Company Headquarters
 Horizontal Construction Platoon
 Two General Construction Platoons

TASK: Conduct Troop-Leading Procedures (05-3-1018)
 (FM 7-7)

ITERATION: 1 2 3 4 5 M (Circle)

COMMANDER/LEADER ASSESSMENT: T P U (Circle)

CONDITIONS: The element receives a mission from a warning order (WO), a fragmentary order (FRAGO), or an operation order (OPORD). Digital units have performed functionality checks, and systems are operational. Some iterations of this task should be performed in MOPP4.

TASK STANDARDS: The unit leader gives a WO, conducts a leader's reconnaissance, issues an OPORD, and supervises the preparation for the assigned mission within the allotted time. Digital units have the ability to conduct map reconnaissance using the Digital Topographic Support System (DTSS). The Army Battle Command System (ABCS) can be used to submit reports and orders to update the common operational picture (COP) and the situational awareness (SA). Digital units send and receive reports using frequency-modulated (FM) or digital means. The time required to perform this task is increased when conducting it in mission-oriented protection posture (MOPP) 4.

TASK STEPS AND PERFORMANCE MEASURES	GO	NO-GO
<ul style="list-style-type: none"> * 1. The platoon leader receives a FRAGO or an OPORD from an engineer company or maneuver task force. He determines the mission, enemy, terrain, troops, time available, and civilian considerations (METT-TC) factors, needed supplies and equipment, and special tasks to assign. * 2. The platoon leader issues a WO to the platoon sergeant, squad leaders, and any attached section leaders. <ul style="list-style-type: none"> a. Stated the mission (nature of the operation). b. Identified the participants in the operation. c. Stated the time of the operation. d. Gave any special instructions. e. Gave the time and place for issuing the complete order. * 3. The platoon leader makes a tentative plan while the platoon prepares. <ul style="list-style-type: none"> a. The platoon leader based the plan on METT-TC factors. b. The platoon leader planned the available time using reverse planning. c. The platoon leader used no more than one-third of the available time, leaving the remainder for squad preparation. d. The other leaders began precombat checks and reconfigured equipment based on the mission. As a minimum, they checked rations, water, weapons, ammunition, individual uniforms and equipment, mission-essential equipment, and the individual soldier's knowledge of the mission. e. The platoon continued assembly area (AA) activities and security. <ul style="list-style-type: none"> (1) Maintained equipment and weapons. (2) Conducted personal hygiene. (3) Resupplied, to include distribution of small-arms ammunition, demolitions, and mines and refueling of vehicles. (4) Rehearsed battle drills. (5) If possible, test-fired weapons. (6) Ate and rested. 		

TASK STEPS AND PERFORMANCE MEASURES	GO	NO-GO
<p>4. The platoon begins movement. NOTE: This subtask may be omitted, occur in a different sequence, or be done concurrently with another subtask.</p> <ul style="list-style-type: none"> a. If required, the platoon leader initiated movement before completing the plan. b. The platoon sergeant or one of the squad leaders moved the platoon in the absence of the platoon leader. c. Squad and section leaders continued mission preparation. <p>* 5. The platoon leader conducts a reconnaissance.</p> <ul style="list-style-type: none"> a. Conducted a map reconnaissance using the digital SA from the unit's equipment, as a minimum. (When practical, the platoon sergeant and squad leaders participated in the reconnaissance.) b. Conducted a ground reconnaissance (usually as part of a larger force). <ul style="list-style-type: none"> (1) Included subunit leaders (as many as practical) in the reconnaissance. (2) Identified areas critical to the mission. (3) Moved as far forward as time and the situation permitted. <p>* 6. The platoon leader completes the plan.</p> <ul style="list-style-type: none"> a. Made changes to the tentative plan based on the map/ground reconnaissance. b. Made changes to the tentative plan based on the available equipment, personnel, and/or material. <p>* 7. The platoon leader verbally issues the completed order to the platoon sergeant, squad leaders, and attached section leaders in a FRAGO or OPORD format as a minimum. NOTE: The order may be given to the entire platoon at the same time.</p> <ul style="list-style-type: none"> a. SITUATION. <ul style="list-style-type: none"> (1) Enemy. (2) Friendly. (3) Attachments and detachments. b. MISSION. c. EXECUTION. <ul style="list-style-type: none"> (1) Concept of the operation. <ul style="list-style-type: none"> (a) Scheme of maneuver. (b) Fire support. (c) Obstacles. (2) Submit missions. (3) Coordinating instructions. d. SERVICE SUPPORT. <ul style="list-style-type: none"> (1) Common classes of supply. (2) Basic load. (3) Engineer materials. e. COMMAND AND SIGNAL. <ul style="list-style-type: none"> (1) Command. <ul style="list-style-type: none"> (a) The location of the platoon leader and platoon sergeant. (b) Succession of command if not in the unit's standing operating procedure (SOP). (2) Signal. <ul style="list-style-type: none"> (a) Call signs and frequencies. (b) Challenge and password. (c) Pyrotechnic signals. 		

TASK STEPS AND PERFORMANCE MEASURES	GO	NO-GO
<p>* 8. The platoon leaders supervise final preparations using any combination of the subtasks listed in a, b, c, and d below.</p> <ul style="list-style-type: none"> a. Developed sand table exercises. <ul style="list-style-type: none"> (1) Constructed a sand table reflecting the mission terrain. (2) Rehearsed the mission on the sand table with the leaders. b. Conducted leader rehearsals. <ul style="list-style-type: none"> (1) Walked through the mission with the leaders in the AA. (2) Covered the critical aspects of the mission. (3) Ensured that the other leaders understood their missions. c. Conducted platoon rehearsals. <ul style="list-style-type: none"> (1) Erected a mock-up of enemy obstacles and fortifications. (2) Walked through the mission on the ground in the AA. (3) Ensured that each element understood its mission. d. Conducted a rehearsal with the supported maneuver force. The rehearsal was either a sand table exercise, a leader rehearsal, or a full unit rehearsal in the AA (preferred). e. Conducted inspections. <ul style="list-style-type: none"> (1) Checked/inventoried equipment. Ensured that items were serviceable and the platoon had everything specified in the company SOP and those items required for the specific mission. (2) Ensured that the unit had an adequate resupply of ammunition, food, water, repair parts, fuel, medical supplies, obstacle material, demolitions, and mines. (3) Conducted a communications check. (4) Ensured that personnel, equipment, and carriers were camouflaged and weapons were test fired. (5) Questioned personnel to ensure that they understood the platoon order and their specific responsibilities. (6) Made a final inspection of personnel, vehicles, weapons, and equipment immediately before starting the mission, for those items listed above. 		

TASK PERFORMANCE / EVALUATION SUMMARY BLOCK							
ITERATION	1	2	3	4	5	M	TOTAL
TOTAL TASK STEPS EVALUATED							
TOTAL TASK STEPS "GO"							
TRAINING STATUS "GO"/"NO-GO"							

"*" indicates a leader task step.

SUPPORTING INDIVIDUAL TASKS

Task Number	Task Title	References
052-193-3071	Determine Method of Bridge Attack	STP 5-12B24-SM-TG STP 5-62G13-SM-TG
052-195-4050	Prepare Engineer Estimates	STP 5-12B24-SM-TG
071-326-5505	Issue an Oral Operation Order	STP 5-12B24-SM-TG STP 5-62G13-SM-TG
071-326-5626	Prepare an Oral Operation Order	STP 21-24-SMCT

SUPPORTING COLLECTIVE TASKS

Task Number	Task Title	References
05-2-0042	Receive and Distribute Throughput Supplies	ARTEP 5-027-35-MTP ARTEP 5-053-35-MTP ARTEP 5-063-35-MTP ARTEP 5-113-35-MTP ARTEP 5-145-32-MTP ARTEP 5-157-35-MTP ARTEP 5-217-35-MTP ARTEP 5-335-65-MTP ARTEP 5-337-35-MTP ARTEP 5-413-35-MTP ARTEP 5-417-35-MTP ARTEP 5-423-35-MTP ARTEP 5-427-35-MTP ARTEP 5-434-35-MTP ARTEP 5-435-67-MTP ARTEP 5-437-36-MTP ARTEP 5-437-38-MTP ARTEP 5-443-35-MTP ARTEP 5-447-35-MTP ARTEP 5-447-37-MTP ARTEP 5-463-35-MTP ARTEP 5-463-36-MTP ARTEP 5-473-35-MTP ARTEP 5-493-38-MTP

OPFOR TASKS AND STANDARDS

TASK: Conduct Sniper Operations (5-OPFOR-0006)

CONDITION: The opposing forces (OPFOR) element has assigned snipers (regular or irregular elements) in the enemy's rear area along the main supply route (MSR) and near support sites.

STANDARD: The OPFOR element kills or wounds targets. 1. Sets up a well-concealed location. 2. Engages vehicle drivers or personnel on foot with short bursts of semiautomatic fire. 3. Kills or wounds selected targets. 4. Prevents the position from being discovered by enemy forces. 5. Evacuates the area without being spotted. 6. Reports all specified priority intelligence requirements (PIR) and other intelligence requirements to the OPFOR headquarters (HQ).

TASK: Conduct an Ambush (5-OPFOR-0007)

CONDITION: The enemy is moving in a convoy. The opposing forces (OPFOR) element is positioned along the enemy's route.

STANDARD: The OPFOR element inflicts casualties on the enemy and causes vehicle and equipment damage. 1. Prepares an ambush site before the element arrives. 2. Surprises march element forces. 3. Inflicts heavy casualties within the designated kill zone. 4. Inflicts heavy damage to vehicles and equipment within the designated kill zone. 5. Delays the march element from reaching a specified destination for a specified period of time. 6. Withdraws on order. 7. Sustains no casualties. 8. Reports actions to superiors.

TASK: Conduct an Attack (5-OPFOR-0008)

CONDITION: The enemy is conducting tactical operations. The opposing forces (OPFOR) element receives orders to attack the enemy, the area of occupation, or the main supply route (MSR) with smoke.

STANDARD: The OPFOR element disrupts the enemy's movement and smoke operations. 1. Determines the delivery method of the smoke attack. 2. Locates the target. 3. Delivers the smoke attack downwind. 4. Attacks the enemy with smoke, and surge attacks when the enemy responds to the smoke.

TASK: Conduct an Aerial Reconnaissance (5-OPFOR-0010)

CONDITION: The opposing forces (OPFOR) headquarters (HQ) element requires intelligence on the locations and identification of enemy elements. An aircraft is dispatched to take photographs and make a visual inspection of the enemy rear area.

STANDARD: The OPFOR element gathers photograph intelligence of the enemy. 1. Photographs the assigned sectors. 2. Makes quick visual checks where the ceiling is low. 3. Locates enemy positions in the area, particularly support and storage bases, and command and control (C2) facilities. 4. Sustains no loss of aircraft. 5. Reports priority intelligence requirements (PIR) and other information requirements to the OPFOR HQ.

TASK: Gather Intelligence (5-OPFOR-0011)

CONDITION: The opposing forces (OPFOR) small element, operating in the rear area, is planning attacks on enemy bases. Information is needed to complete the plans.

STANDARD: The OPFOR element infiltrates, gathers intelligence information, and submits its findings to the command. 1. Identifies all priority intelligence requirements (PIR) and other intelligence requirements. 2. Passes through any outpost, defensive wire, or warning devices undetected. 3. Moves to an observation point that offers cover and concealment and is clear enough to gather PIR and other intelligence requirements. 4. Gathers all PIR and other intelligence requirements. 5. Withdraws from the area undetected. 6. Reports all information to the OPFOR headquarters (HQ).

TASK: Defend a Minefield (5-OPFOR-0023)

CONDITION: The enemy is conducting a minefield sweeping operation. The opposing forces (OPFOR) element has a minefield placed in the enemy's path. The minefield is under constant observation and fire.

STANDARD: The OPFOR element defends a minefield against an enemy element conducting a minefield sweeping operation. 1. Prevents the unit from detecting the obstacle. 2. Disrupts the minefield sweeping operation. 3. Prevents the unit from conducting the minefield sweeping operation, prevents the unit from moving all personnel through the breach or delays the completion of the minefield sweeping operation for more than 45 minutes.

TASK: Disrupt a Route Reconnaissance (5-OPFOR-0021)

CONDITION: The enemy is conducting a route reconnaissance. The opposing forces (OPFOR) element is positioned along the enemy's route.

STANDARD: The OPFOR element attempts to disrupt a squad/section conducting a route reconnaissance. 1. Prevents the unit from meeting its specified time schedule. 2. Forces the unit to deviate from its specified route. 3. Prevents the unit from reaching its assigned destination. 4. Surprises the squad/section. 5. Inflicts casualties on the unit.

TASK: Maintain Contact (5-OPFOR-0003)

CONDITION: The opposing forces (OPFOR) element is engaged with enemy base defense forces. The enemy forces are withdrawing under pressure.

STANDARD: The OPFOR element maintains enemy contact while the enemy withdraws. 1. Engages the enemy forces decisively. 2. Advances the OPFOR as the enemy forces withdraw. 3. Inflicts heavy casualties. 4. Captures the members of the enemy force. 5. Captures documents and equipment. 6. Safeguards captured documents, equipment, and personnel.

TASK: Conduct a Raid (5-OPFOR-0004)

CONDITION: The opposing forces (OPFOR) element has occupied an objective rally point and has orders to conduct a raid on a combat service support (CSS) base.

STANDARD: The OPFOR element infiltrates the enemy's base and destroys all of the targets. 1. Surprises the enemy forces. 2. Assaults the support base and accomplishes the assigned tasks. 3. Destroys the specified equipment and supplies. 4. Avoids being decisively engaged. 5. Withdraws all personnel from the objective areas within the time prescribed. 6. Obtains all priority intelligence requirements (PIR) from the raid site. 7. Sustains only light casualties from enemy fire.

TASK: Disrupt a Net Control Station (NCS) (5-OPFOR-0019)

CONDITION: The enemy has established a NCS. The opposing forces (OPFOR) element has radio and jamming equipment.

STANDARD: The OPFOR element attempts to disrupt an NCS. 1. Attempts to locate the radio frequency that the unit is operating on. 2. Attempts to enter the radio net. 3. Attempts to issue "bogus" orders to a unit on the net. 4. Jams the radio frequency and forces the unit to go to an alternate frequency.

TASK: Disrupt Construction of Vehicle Fighting Positions (5-OPFOR-0020)

CONDITION: The opposing forces (OPFOR) element has located the enemy. The priority intelligence requirements (PIR) and other intelligence obtained by OPFOR patrols indicate the enemy is constructing vehicle fighting positions within its defensive area. The OPFOR element has automatic and antiarmor weapons and light mortars.

STANDARD: The OPFOR element attempts to disrupt the enemy's efforts to establish vehicle fighting positions. 1. Locates the defensive area. 2. Surprises the main body. 3. Penetrates the defensive area with squad-size probes. 4. Inflicts casualties on the unit. 5. Destroys vehicles. 6. Disrupts the unit's preparations (prevents or delays beyond the unit's allotted time).

TASK: Defeat Obstacles (5-OPFOR-0009)

CONDITION: The opposing forces (OPFOR) element encounters an obstacle that blocks the avenue of approach as it advances upon the enemy forces.

STANDARD: The OPFOR element bypasses or breaches the enemy obstacle. 1. Detects the obstacle before halting its main body. 2. Defeats the obstacle. a. Bypasses the obstacle without entering the engagement areas. b. Breaches the obstacle within 45 minutes and passes its entire force through the obstacle. 3. Does not incur degradation to the point that the mission must be discontinued.

TASK: Disrupt an Engineer Reconnaissance (5-OPFOR-0022)

CONDITION: The enemy is conducting an engineer reconnaissance. The opposing forces (OPFOR) element is positioned along the enemy's route.

STANDARD: The OPFOR element disrupts an engineer reconnaissance. 1. Prevents the unit from meeting its specified time schedule. 2. Forces the unit to deviate from its specified route. 3. Prevents the unit from accomplishing its assigned engineer reconnaissance. 4. Surprises the unit conducting the reconnaissance.

TASK: Conduct Terrorist and Saboteur Attacks (5-OPFOR-0005)

CONDITION: The opposing forces (OPFOR) element dispatches small teams into the enemy's rear area to disrupt combat service support (CSS) operations.

STANDARD: The enemy sustains disrupted command and control (C2), destroyed equipment and supplies, and light casualties. 1. Locates rear support bases and C2 facilities. 2. Delays and disrupts CSS operations through probes. 3. Infiltrates CSS bases to conduct sabotage and terrorist activities. 4. Inflicts light casualties. 5. Destroys supplies and equipment.

TASK: Disrupt Defensive Preparations (5-OPFOR-0018)

CONDITION: The opposing forces (OPFOR) element has located the enemy. Priority intelligence requirements (PIR) and other intelligence requirements obtained by OPFOR patrols indicate that the enemy elements are establishing defensive positions. The OPFOR element has automatic and antiarmor weapons and light mortars.

STANDARD: The OPFOR element disrupts and delays the enemy's defensive preparations. 1. Locates and penetrates the enemy's security system. 2. Forces the enemy to delay defensive preparations. 3. Disrupts the enemy's obstacle preparations.

TASK: Disrupt Quarters Party Operations (5-OPFOR-0017)

CONDITION: The enemy is conducting quarters party operations. It has established an assembly area (AA) but has not moved in the main body.

STANDARD: The opposing forces (OPFOR) element attempts to disrupt quarters party operations and infiltrate the enemy's AA. 1. Locates the quarters party and the AA. 2. Surprises the main body. 3. Penetrates the AA with squad-size probes. 4. Inflicts personnel casualties and vehicle damage. 5. Disrupts the unit's preparations (prevents or delays beyond the unit's allotted time).

TASK: Disrupt Enemy Movement and Operations Using Tactical Nuclear Weapons (5-OPFOR-0016)

CONDITION: The opposing forces (OPFOR) element has located the enemy. Priority intelligence requirements (PIR) and other intelligence requirements have been obtained by OPFOR patrols. Tactical nuclear weapons are employed against key locations in the rear area.

STANDARD: The OPFOR element disrupts enemy movement and operations. 1. Disrupts or delays the movement of the enemy's equipment and supplies to the forward areas. 2. Destroys enemy equipment and supplies. 3. Inflicts a high rate of nuclear casualties among the enemy forces. 4. Denies the enemy the use of specified areas. 5. Contaminates the enemy's equipment and supplies.

TASK: Disrupt Enemy Movement and Operations Using Persistent and Nonpersistent Chemical Weapons (5-OPFOR-0015)

CONDITION: The opposing forces (OPFOR) element has located the enemy. Priority intelligence requirements (PIR) and other intelligence requirements have been obtained by OPFOR patrols. The OPFOR units deliver chemical agents, by means of conventional artillery weapons or aircraft, along selected supply routes and key bases in the rear area.

STANDARD: The OPFOR element disrupts enemy movement and operations using persistent and nonpersistent chemical weapons. 1. Delivers chemical agents in low and densely wooded areas. 2. Delays the movement of enemy supplies and equipment to the forward areas. 3. Restricts the movement of the enemy units in the rear area. 4. Channels the movement of enemy units into predesignated ambush areas. 5. Contaminates enemy supplies and equipment. 6. Inflicts a high rate of casualties on enemy forces.

TASK: Counter Passage of Lines (5-OPFOR-0012)

CONDITION: Enemy forces are in defensive positions, but they are expected to attempt passage-of-lines operations. The opposing forces (OPFOR) received orders to disrupt enemy passage-of-lines operations.

STANDARD: The OPFOR element delays or prevents enemy passage of lines. 1. Delays the passage. 2. Prevents the company from moving all personnel through the stationary unit. 3. Engages the main body of either the moving or the stationary unit.

TASK: Disrupt Movement (5-OPFOR-0014)

CONDITION: The enemy is expected to move through the opposing forces (OPFOR) element's area of operations. The OPFOR element has received an operation order (OPORD) or fragmentary order (FRAGO) to disrupt enemy movement. The enemy has the capability to defend with direct fire and antiarmor weapons.

STANDARD: The OPFOR element delays enemy movement. 1. Delays the element. 2. Forces the element to deviate from its route. 3. Prevents the element from reaching its destination. 4. Surprises the element's main body.

TASK: Disrupt Assembly Area (AA) Activities (5-OPFOR-0013)

CONDITION: Intelligence reports indicate that platoon- and company-size enemy units are operating in the opposing forces (OPFOR) area of operations. Enemy units can defend from AAs with direct fire, antiarmor weapons, and indirect fire. The enemy has close air support (CAS) and nuclear, biological, and chemical (NBC) capabilities.

STANDARD: The OPFOR element locates and disrupts the enemy's AA activities. 1. Locates the element's AA. 2. Probes the AA with squad- or team-size elements. 3. Inflicts more than 5 percent casualties on the element. 4. Disrupts the element's preparations (prevents or delays beyond the element's allotted time).

TASK: Conduct Air Attacks (5-OPFOR-0002)

CONDITION: The opposing forces (OPFOR) element in the rear area has forwarded the positions of the enemy support sites or the locations of moving elements. The OPFOR aircraft have been dispatched to attack enemy installations or convoys.

STANDARD: The OPFOR element attempts to delay, disrupt, or damage the enemy targets by air. 1. Locates the target (support sites or convoys). 2. Makes attack runs on the designated targets. 3. Inflicts heavy damage to the selected target. 4. Sustains no loss of aircraft. 5. Delays moving the force for more than one hour.

TASK: Attack (5-OPFOR-0001)

CONDITION: The opposing forces (OPFOR) element has located the enemy. The priority intelligence requirements (PIR) and other intelligence requirements have been obtained by OPFOR patrols. The OPFOR element has automatic and antiarmor weapons and light mortars.

STANDARD: The OPFOR element attempts to seize the terrain, vehicles, or equipment. 1. Develops an attack plan. 2. Surprises the enemy unit's main body. 3. Initiates the attack using a scheme of maneuver that exploits the enemy's flanks, gaps, and weaknesses. 4. Uses covered and concealed routes to approach the enemy forces' flanks, gaps, or weakly held areas. 5. Employs indirect fire to support the attack. 6. Penetrates enemy defenses. 7. Destroys equipment and supplies. 8. Inflicts heavy casualties. 9. Isolates the combat service support (CSS) base by blocking reinforcements. 10. Forces enemy units to displace. 11. Avoids being fixed in one position. 12. Withdraws before the CSS base is reinforced with tactical combat forces.

TASK: Surrender to the Capturing Unit on the Battlefield (5-OPFOR-0024)

CONDITION: The enemy has captured the opposing forces (OPFOR) element's soldiers, documents, and equipment sensitive to the OPFOR tactical operations.

STANDARD: The OPFOR soldiers retain or destroy documents and equipment. The OPFOR element surrenders documents and equipment of no tactical use to the enemy and attempts to conceal or destroy items of tactical value. The OPFOR element attempts escape and evasion. 1. Prevents the successful capture of documents and equipment. 2. Destroys documents and equipment. 3. Removes identifying markings from equipment. 4. Removes unit-identifying insignia. 5. Provides misleading information. 6. Plans an escape. 7. Delays movement to the nearest collection point. 8. Prevents safeguarding of enemy prisoners of war (EPWs) in order to cause embarrassment to the United States (US).

ELEMENTS: Maintenance Platoon Headquarters
 Maintenance Section
 Horizontal Construction Platoon

TASK: Maintain Platoon Strength (12-3-0001.05-T01A)
 (FM 12-6)

ITERATION: 1 2 3 4 5 M (Circle)

COMMANDER/LEADER ASSESSMENT: T P U (Circle)

CONDITIONS: Casualties have occurred and replacements are arriving. A lull in the battle has occurred. Digital units have performed functionality checks, and systems are operational. Some iterations of this task should be performed in MOPP4.

TASK STANDARDS: A personnel status report (PSR), which accounts for all platoon personnel, is provided daily or as required. Digital units send and receive reports and orders using frequency-modulated (FM) or digital means. The time required to perform this task is increased when conducting it in mission-oriented protection posture (MOPP) 4.

TASK STEPS AND PERFORMANCE MEASURES	GO	NO-GO
<ol style="list-style-type: none"> 1. Element members take immediate action. <ol style="list-style-type: none"> a. Performed first aid on wounded soldiers. b. Requested medical aid, as needed. * 2. Element leaders report the squad's personnel status. <ol style="list-style-type: none"> a. Accounted for all assigned or attached personnel. b. Prepared Department of the Army (DA) Form 1156 for killed or wounded soldiers (body under United States [US] control). c. Prepared DA Form 1155 for captured or missing soldiers (body not under US control). d. Forwarded reports and completed forms to the company command post (CP). * 3. The element leader or platoon sergeant processes strength information. <ol style="list-style-type: none"> a. Recorded the situation report (SITREP) and other personnel information. b. Directed cross leveling to fill critical-position openings caused by casualties. c. Consolidated squad personnel reports. d. Collected casualty feeder reports and witness statements (DA Forms 1155 and 1156). e. Updated the battle roster and the platoon's strength-accountability system. f. Determined critical-replacement requirements. g. Prepared the strength report. * 4. The element leader or platoon sergeant processes replacements. <ol style="list-style-type: none"> a. Briefed replacements on the mission, the tactical situation, platoon policies and procedures, specific duties, and site or platoon orientation. b. Entered the names of soldiers onto the platoon's accountability system or battle roster. c. Inspected soldiers for combat-critical clothing and equipment. d. Arranged for the issue of missing required items of combat-critical clothing and equipment. e. Implemented the buddy system. f. Arranged for the movement of soldiers to assignments. 		

TASK STEPS AND PERFORMANCE MEASURES	GO	NO-GO
* 5. The element leader or platoon sergeant reports the personnel status. a. Forwarded completed DA Forms 1155 and 1156. b. Transmitted the strength report and other requested personnel information.		

TASK PERFORMANCE / EVALUATION SUMMARY BLOCK							
ITERATION	1	2	3	4	5	M	TOTAL
TOTAL TASK STEPS EVALUATED							
TOTAL TASK STEPS "GO"							
TRAINING STATUS "GO"/"NO-GO"							

"*" indicates a leader task step.

SUPPORTING INDIVIDUAL TASKS

Task Number	Task Title	References
081-831-1005	Prevent Shock	STP 21-1-SMCT
081-831-1016	Put on a Field or Pressure Dressing	STP 21-1-SMCT

SUPPORTING COLLECTIVE TASKS: NONE

OPFOR TASKS AND STANDARDS

TASK: Surrender to the Capturing Unit on the Battlefield (5-OPFOR-0024)

CONDITION: The enemy has captured the opposing forces (OPFOR) element's soldiers, documents, and equipment sensitive to the OPFOR tactical operations.

STANDARD: The OPFOR soldiers retain or destroy documents and equipment. The OPFOR element surrenders documents and equipment of no tactical use to the enemy and attempts to conceal or destroy items of tactical value. The OPFOR element attempts escape and evasion. 1. Prevents the successful capture of documents and equipment. 2. Destroys documents and equipment. 3. Removes identifying markings from equipment. 4. Removes unit-identifying insignia. 5. Provides misleading information. 6. Plans an escape. 7. Delays movement to the nearest collection point. 8. Prevents safeguarding of enemy prisoners of war (EPWs) in order to cause embarrassment to the United States (US).

TASK: Disrupt a Route Reconnaissance (5-OPFOR-0021)

CONDITION: The enemy is conducting a route reconnaissance. The opposing forces (OPFOR) element is positioned along the enemy's route.

STANDARD: The OPFOR element attempts to disrupt a squad/section conducting a route reconnaissance. 1. Prevents the unit from meeting its specified time schedule. 2. Forces the unit to deviate from its specified route. 3. Prevents the unit from reaching its assigned destination. 4. Surprises the squad/section. 5. Inflicts casualties on the unit.

TASK: Conduct an Attack (5-OPFOR-0008)

CONDITION: The enemy is conducting tactical operations. The opposing forces (OPFOR) element receives orders to attack the enemy, the area of occupation, or the main supply route (MSR) with smoke.

STANDARD: The OPFOR element disrupts the enemy's movement and smoke operations. 1. Determines the delivery method of the smoke attack. 2. Locates the target. 3. Delivers the smoke attack downwind. 4. Attacks the enemy with smoke, and surge attacks when the enemy responds to the smoke.

TASK: Conduct a Raid (5-OPFOR-0004)

CONDITION: The opposing forces (OPFOR) element has occupied an objective rally point and has orders to conduct a raid on a combat service support (CSS) base.

STANDARD: The OPFOR element infiltrates the enemy's base and destroys all of the targets. 1. Surprises the enemy forces. 2. Assaults the support base and accomplishes the assigned tasks. 3. Destroys the specified equipment and supplies. 4. Avoids being decisively engaged. 5. Withdraws all personnel from the objective areas within the time prescribed. 6. Obtains all priority intelligence requirements (PIR) from the raid site. 7. Sustains only light casualties from enemy fire.

TASK: Conduct an Aerial Reconnaissance (5-OPFOR-0010)

CONDITION: The opposing forces (OPFOR) headquarters (HQ) element requires intelligence on the locations and identification of enemy elements. An aircraft is dispatched to take photographs and make a visual inspection of the enemy rear area.

STANDARD: The OPFOR element gathers photograph intelligence of the enemy. 1. Photographs the assigned sectors. 2. Makes quick visual checks where the ceiling is low. 3. Locates enemy positions in the area, particularly support and storage bases, and command and control (C2) facilities. 4. Sustains no loss of aircraft. 5. Reports priority intelligence requirements (PIR) and other information requirements to the OPFOR HQ.

TASK: Defeat Obstacles (5-OPFOR-0009)

CONDITION: The opposing forces (OPFOR) element encounters an obstacle that blocks the avenue of approach as it advances upon the enemy forces.

STANDARD: The OPFOR element bypasses or breaches the enemy obstacle. 1. Detects the obstacle before halting its main body. 2. Defeats the obstacle. a. Bypasses the obstacle without entering the engagement areas. b. Breaches the obstacle within 45 minutes and passes its entire force through the obstacle. 3. Does not incur degradation to the point that the mission must be discontinued.

TASK: Disrupt Construction of Vehicle Fighting Positions (5-OPFOR-0020)

CONDITION: The opposing forces (OPFOR) element has located the enemy. The priority intelligence requirements (PIR) and other intelligence obtained by OPFOR patrols indicate the enemy is constructing vehicle fighting positions within its defensive area. The OPFOR element has automatic and antiarmor weapons and light mortars.

STANDARD: The OPFOR element attempts to disrupt the enemy's efforts to establish vehicle fighting positions. 1. Locates the defensive area. 2. Surprises the main body. 3. Penetrates the defensive area with squad-size probes. 4. Inflicts casualties on the unit. 5. Destroys vehicles. 6. Disrupts the unit's preparations (prevents or delays beyond the unit's allotted time).

TASK: Disrupt an Engineer Reconnaissance (5-OPFOR-0022)

CONDITION: The enemy is conducting an engineer reconnaissance. The opposing forces (OPFOR) element is positioned along the enemy's route.

STANDARD: The OPFOR element disrupts an engineer reconnaissance. 1. Prevents the unit from meeting its specified time schedule. 2. Forces the unit to deviate from its specified route. 3. Prevents the unit from accomplishing its assigned engineer reconnaissance. 4. Surprises the unit conducting the reconnaissance.

TASK: Defend a Minefield (5-OPFOR-0023)

CONDITION: The enemy is conducting a minefield sweeping operation. The opposing forces (OPFOR) element has a minefield placed in the enemy's path. The minefield is under constant observation and fire.

STANDARD: The OPFOR element defends a minefield against an enemy element conducting a minefield sweeping operation. 1. Prevents the unit from detecting the obstacle. 2. Disrupts the minefield sweeping operation. 3. Prevents the unit from conducting the minefield sweeping operation, prevents the unit from moving all personnel through the breach or delays the completion of the minefield sweeping operation for more than 45 minutes.

TASK: Conduct Terrorist and Saboteur Attacks (5-OPFOR-0005)

CONDITION: The opposing forces (OPFOR) element dispatches small teams into the enemy's rear area to disrupt combat service support (CSS) operations.

STANDARD: The enemy sustains disrupted command and control (C2), destroyed equipment and supplies, and light casualties. 1. Locates rear support bases and C2 facilities. 2. Delays and disrupts CSS operations through probes. 3. Infiltrates CSS bases to conduct sabotage and terrorist activities. 4. Inflicts light casualties. 5. Destroys supplies and equipment.

TASK: Conduct Sniper Operations (5-OPFOR-0006)

CONDITION: The opposing forces (OPFOR) element has assigned snipers (regular or irregular elements) in the enemy's rear area along the main supply route (MSR) and near support sites.

STANDARD: The OPFOR element kills or wounds targets. 1. Sets up a well-concealed location. 2. Engages vehicle drivers or personnel on foot with short bursts of semiautomatic fire. 3. Kills or wounds selected targets. 4. Prevents the position from being discovered by enemy forces. 5. Evacuates the area without being spotted. 6. Reports all specified priority intelligence requirements (PIR) and other intelligence requirements to the OPFOR headquarters (HQ).

TASK: Maintain Contact (5-OPFOR-0003)

CONDITION: The opposing forces (OPFOR) element is engaged with enemy base defense forces. The enemy forces are withdrawing under pressure.

STANDARD: The OPFOR element maintains enemy contact while the enemy withdraws. 1. Engages the enemy forces decisively. 2. Advances the OPFOR as the enemy forces withdraw. 3. Inflicts heavy casualties. 4. Captures the members of the enemy force. 5. Captures documents and equipment. 6. Safeguards captured documents, equipment, and personnel.

TASK: Conduct an Ambush (5-OPFOR-0007)

CONDITION: The enemy is moving in a convoy. The opposing forces (OPFOR) element is positioned along the enemy's route.

STANDARD: The OPFOR element inflicts casualties on the enemy and causes vehicle and equipment damage. 1. Prepares an ambush site before the element arrives. 2. Surprises march element forces. 3. Inflicts heavy casualties within the designated kill zone. 4. Inflicts heavy damage to vehicles and equipment within the designated kill zone. 5. Delays the march element from reaching a specified destination for a specified period of time. 6. Withdraws on order. 7. Sustains no casualties. 8. Reports actions to superiors.

TASK: Disrupt a Net Control Station (NCS) (5-OPFOR-0019)

CONDITION: The enemy has established a NCS. The opposing forces (OPFOR) element has radio and jamming equipment.

STANDARD: The OPFOR element attempts to disrupt an NCS. 1. Attempts to locate the radio frequency that the unit is operating on. 2. Attempts to enter the radio net. 3. Attempts to issue "bogus" orders to a unit on the net. 4. Jams the radio frequency and forces the unit to go to an alternate frequency.

TASK: Disrupt Defensive Preparations (5-OPFOR-0018)

CONDITION: The opposing forces (OPFOR) element has located the enemy. Priority intelligence requirements (PIR) and other intelligence requirements obtained by OPFOR patrols indicate that the enemy elements are establishing defensive positions. The OPFOR element has automatic and antiarmor weapons and light mortars.

STANDARD: The OPFOR element disrupts and delays the enemy's defensive preparations. 1. Locates and penetrates the enemy's security system. 2. Forces the enemy to delay defensive preparations. 3. Disrupts the enemy's obstacle preparations.

TASK: Disrupt Enemy Movement and Operations Using Tactical Nuclear Weapons (5-OPFOR-0016)

CONDITION: The opposing forces (OPFOR) element has located the enemy. Priority intelligence requirements (PIR) and other intelligence requirements have been obtained by OPFOR patrols. Tactical nuclear weapons are employed against key locations in the rear area.

STANDARD: The OPFOR element disrupts enemy movement and operations. 1. Disrupts or delays the movement of the enemy's equipment and supplies to the forward areas. 2. Destroys enemy equipment and supplies. 3. Inflicts a high rate of nuclear casualties among the enemy forces. 4. Denies the enemy the use of specified areas. 5. Contaminates the enemy's equipment and supplies.

TASK: Disrupt Quartering Party Operations (5-OPFOR-0017)

CONDITION: The enemy is conducting quartering party operations. It has established an assembly area (AA) but has not moved in the main body.

STANDARD: The opposing forces (OPFOR) element attempts to disrupt quartering party operations and infiltrate the enemy's AA. 1. Locates the quartering party and the AA. 2. Surprises the main body. 3. Penetrates the AA with squad-size probes. 4. Inflicts personnel casualties and vehicle damage. 5. Disrupts the unit's preparations (prevents or delays beyond the unit's allotted time).

TASK: Disrupt Enemy Movement and Operations Using Persistent and Nonpersistent Chemical Weapons (5-OPFOR-0015)

CONDITION: The opposing forces (OPFOR) element has located the enemy. Priority intelligence requirements (PIR) and other intelligence requirements have been obtained by OPFOR patrols. The OPFOR units deliver chemical agents, by means of conventional artillery weapons or aircraft, along selected supply routes and key bases in the rear area.

STANDARD: The OPFOR element disrupts enemy movement and operations using persistent and nonpersistent chemical weapons. 1. Delivers chemical agents in low and densely wooded areas. 2. Delays the movement of enemy supplies and equipment to the forward areas. 3. Restricts the movement of the enemy units in the rear area. 4. Channels the movement of enemy units into predesignated ambush areas. 5. Contaminates enemy supplies and equipment. 6. Inflicts a high rate of casualties on enemy forces.

TASK: Disrupt Movement (5-OPFOR-0014)

CONDITION: The enemy is expected to move through the opposing forces (OPFOR) element's area of operations. The OPFOR element has received an operation order (OPORD) or fragmentary order (FRAGO) to disrupt enemy movement. The enemy has the capability to defend with direct fire and antiarmor weapons.

STANDARD: The OPFOR element delays enemy movement. 1. Delays the element. 2. Forces the element to deviate from its route. 3. Prevents the element from reaching its destination. 4. Surprises the element's main body.

TASK: Counter Passage of Lines (5-OPFOR-0012)

CONDITION: Enemy forces are in defensive positions, but they are expected to attempt passage-of-lines operations. The opposing forces (OPFOR) received orders to disrupt enemy passage-of-lines operations.

STANDARD: The OPFOR element delays or prevents enemy passage of lines. 1. Delays the passage. 2. Prevents the company from moving all personnel through the stationary unit. 3. Engages the main body of either the moving or the stationary unit.

TASK: Disrupt Assembly Area (AA) Activities (5-OPFOR-0013)

CONDITION: Intelligence reports indicate that platoon- and company-size enemy units are operating in the opposing forces (OPFOR) area of operations. Enemy units can defend from AAs with direct fire, antiarmor weapons, and indirect fire. The enemy has close air support (CAS) and nuclear, biological, and chemical (NBC) capabilities.

STANDARD: The OPFOR element locates and disrupts the enemy's AA activities. 1. Locates the element's AA. 2. Probes the AA with squad- or team-size elements. 3. Inflicts more than 5 percent casualties on the element. 4. Disrupts the element's preparations (prevents or delays beyond the element's allotted time).

TASK: Attack (5-OPFOR-0001)

CONDITION: The opposing forces (OPFOR) element has located the enemy. The priority intelligence requirements (PIR) and other intelligence requirements have been obtained by OPFOR patrols. The OPFOR element has automatic and antiarmor weapons and light mortars.

STANDARD: The OPFOR element attempts to seize the terrain, vehicles, or equipment. 1. Develops an attack plan. 2. Surprises the enemy unit's main body. 3. Initiates the attack using a scheme of maneuver that exploits the enemy's flanks, gaps, and weaknesses. 4. Uses covered and concealed routes to approach the enemy forces' flanks, gaps, or weakly held areas. 5. Employs indirect fire to support the attack. 6. Penetrates enemy defenses. 7. Destroys equipment and supplies. 8. Inflicts heavy casualties. 9. Isolates the combat service support (CSS) base by blocking reinforcements. 10. Forces enemy units to displace. 11. Avoids being fixed in one position. 12. Withdraws before the CSS base is reinforced with tactical combat forces.

TASK: Conduct Air Attacks (5-OPFOR-0002)

CONDITION: The opposing forces (OPFOR) element in the rear area has forwarded the positions of the enemy support sites or the locations of moving elements. The OPFOR aircraft have been dispatched to attack enemy installations or convoys.

STANDARD: The OPFOR element attempts to delay, disrupt, or damage the enemy targets by air. 1. Locates the target (support sites or convoys). 2. Makes attack runs on the designated targets. 3. Inflicts heavy damage to the selected target. 4. Sustains no loss of aircraft. 5. Delays moving the force for more than one hour.

CHAPTER 6

External Evaluation

6-1. General. An external evaluation assesses the unit's ability to perform its mission. Using units may modify this evaluation based on the METT-TC and other considerations as deemed appropriate by the commander. Selected T&EOs from Chapter 5 that involve the total unit and employ a realistic OPFOR and the use of the MILES are used for the evaluation. At the completion of the evaluation, the commander can identify the strengths and weaknesses of his unit. These strengths and weakness are the basis for future training and resource allocations.

6-2. Preparing the Evaluation. The commander must standardize evaluation procedures to accurately measure the unit's capabilities. Table 6-1 is a sample evaluation scenario that contains the mission as well as the appropriate tasks necessary to develop the scenario and execute the evaluation. Figure 6-1 is a graphic representation of the scenario. Selective tailoring is required because it is not possible to evaluate every task. The following procedures are suggested for developing the evaluation:

Table 6-1. Sample Evaluation Scenario

Event	Action	Estimated Time Allotted	Proposed Time Frame
1	Conduct Preevaluation Operations	Before start time	
2	Conduct Troop-Leading Procedures		
3	Issue a Road March Order	Day 1 - 0200 hours	2 hours
4	Conduct a Tactical Road March	0400 hours	5 hours
5	Occupy an Assembly Area	0900 hours	3 hours
Module 1			
6	Receive a warning order (WO)	1200 hours	2 hours
7	Support Combat Operations (Mobility)		
8	Conduct Unit Support Operations		
9	Perform Unit Maintenance Operations		
10	Conduct Administrative Operations		
11	Conduct Intelligence Operations		
Module 2			
12	Conduct Unit Support Operations	Day 2 - 1400 hours	
13	Receive a Warning Order		
14	Support Combat Operations (Counter-mobility)		
15	Perform Unit Maintenance Operations		
16	Move to an AAR Site and Conduct an AAR		
17	End Exercise (ENDEX)		

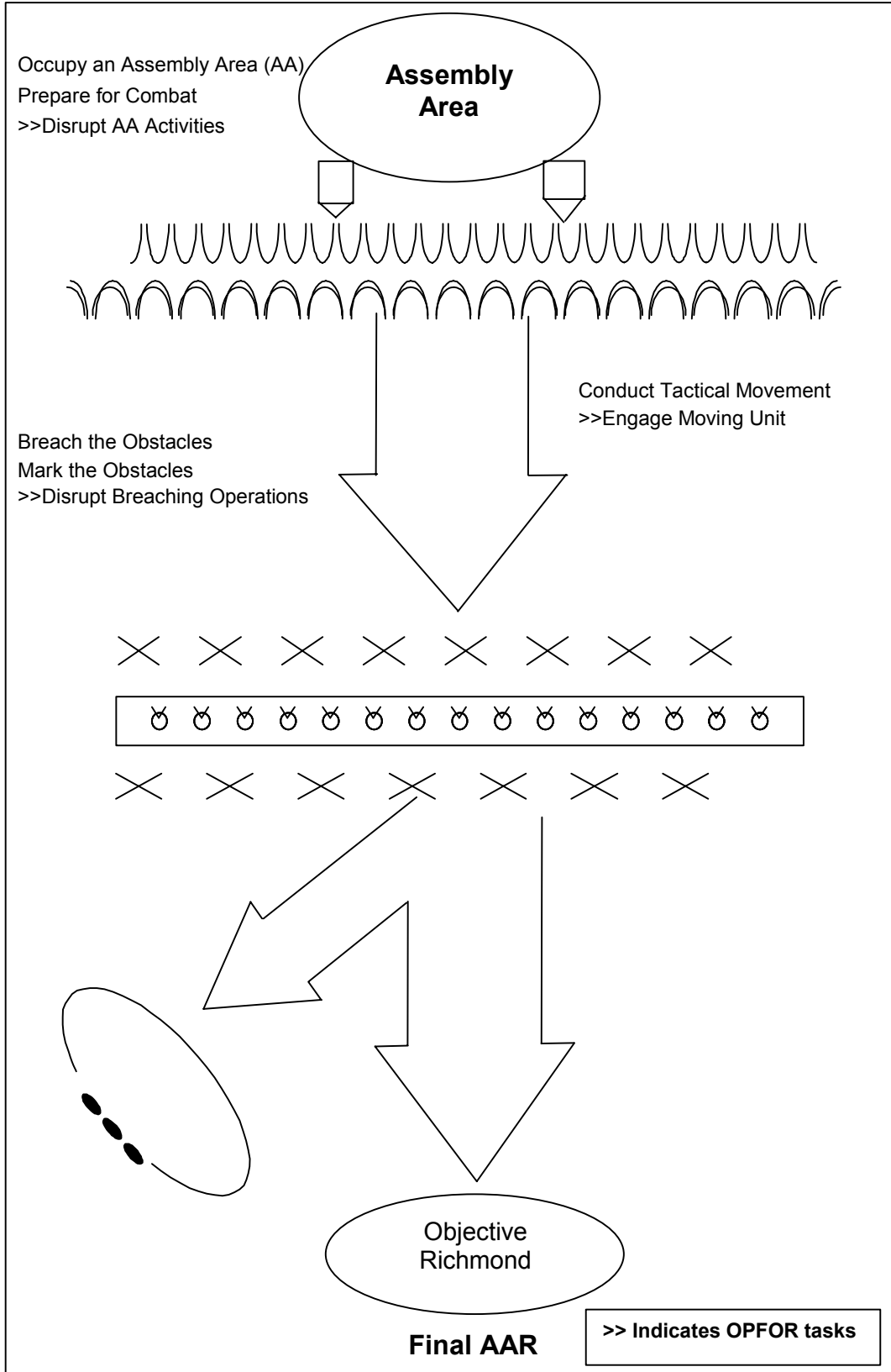


Figure 6-1. General Scenario Illustration

a. Identify the missions to be evaluated for each echelon, using Figure 2-2 in Chapter 2. Record the selected missions on the unit proficiency work sheet (UPW) in Figure 6-2.

Unit: _____		Date: _____				
No.	Unit Mission/Task	Section Squad	Section Squad	Section Squad	Section Squad	Unit Overall Rating and Remarks
		GO	GO	GO	GO	
		NO-GO	NO-GO	NO-GO	NO-GO	
		GO	GO	GO	GO	
		NO-GO	NO-GO	NO-GO	NO-GO	
		GO	GO	GO	GO	
		NO-GO	NO-GO	NO-GO	NO-GO	
		GO	GO	GO	GO	
		NO-GO	NO-GO	NO-GO	NO-GO	
		GO-	GO	GO	GO	
		NO-GO	NO-GO	NO-GO	NO-GO	
		GO	GO	GO	GO	
		NO-GO	NO-GO	NO-GO	NO-GO	
		GO	GO	GO	GO	
		NO-GO	NO-GO	NO-GO	NO-GO	
		GO	GO	GO	GO-	
		NO-GO	NO-GO	NO-GO	NO-GO	
		GO	GO	GO	GO	
		NO-GO	NO-GO	NO-GO	NO-GO	
		GO	GO	GO	GO	
		NO-GO	NO-GO	NO-GO	NO-GO	
		GO	GO	GO	GO	
		NO-GO	NO-GO	NO-GO	NO-GO	
		GO	GO	GO	GO	
		NO-GO	NO-GO	NO-GO	NO-GO	
		GO	GO	GO	GO	
		NO-GO	NO-GO	NO-GO	NO-GO	
		GO	GO	GO	GO	
		NO-GO	NO-GO	NO-GO	NO-GO	
		GO	GO	GO	GO	
		NO-GO	NO-GO	NO-GO	NO-GO	

NOTE: If more space is required for remarks, use the back side of this form.

Figure 6-2. Sample Unit Proficiency Work Sheet

c. Select the tasks for the evaluation of every mission. List the selected tasks on the task summary sheet, which is used for recording the results of the evaluation.

d. Compile the selected missions and tasks in the order that they logically occur in the detailed scenario (Table 6-1). Group the selected missions and tasks in parts for continuous operations. The parts can be interrupted at logical points to assess the MILES casualties and to conduct in-process AARs.

6-3. Resource Requirements and Planning Considerations. Adequate training ammunition, equipment, and supplies must be forecasted and requisitioned. Table 6-2 is a consolidated list of the support requirements for this evaluation. It is based on experience with the scenario in Table 6-1. The evaluating HQ must prepare its own consolidated support requirements.

Table 6-2. Sample Consolidated Support Requirements

CONSOLIDATED SUPPORT REQUIREMENTS FOR STX 5-2-E0001			
Ammunition	DODIC	Estimated Basic Load	
5.56 mm	A080	150 rounds per rifle	
7.62 mm	A111	400 rounds per M60	
5.56 mm	A075	250 rounds per SAW	
Caliber .50	A598	250 rounds per M2	
ATWESS (AT-4)	L367	15 each per company (inert)	
Hand grenade, body, M69	G811	2 per man	
Hand grenade, fuse (practice)	G878	2 per man	
Simulators, projectile, ground burst	L598	50 per exercise	
Simulator, hand grenade, M116 series	L601	20 per squad (without live demolitions to simulate demolition) or 6 per squad	
Demolitions (See note below.)			
MICLIC		4 per company with 2 reloads	
Bangalore torpedo kit		1 per squad	
Charge, block TNT		50 per squad	
MDI M11, 12, 13, 14		15 each (total 60) per platoon	
MDI igniters		60 each platoon	
Time fuse		500 feet per platoon	
Satchel charge, M183		30 per platoon	
40-pound shape charge		12 per platoon	
Smoke grenades, white		60 per platoon	
Smoke pot, ground		10 per platoon	
Other Items			
Batteries, BA 200 (6-volt)		50 each	
Batteries, BA 3090 (9-volt)		400 each	
Class IV			
Concertina wire			
Mines			
MILES Equipment	Company	Evaluators	OPFOR
APC	13		13/4
Caliber .50 system	15		13/4
M240 system	2		
M19 blank firing adapter	15		13/4
M16 system	120		120/28
M60 machine-gun system	13		13/2
Controller guns		8	
Small-arms alignment fixture		2	
NOTE: Ammunition and demolitions are basic loads and should be restocked (according to their use) during the exercise.			

6-4. Selecting and Training Observers/Controllers. A successful evaluation depends heavily on selecting Os/Cs with the proper experience, training them to fulfill their responsibilities, and supervising them throughout the conduct of the evaluation.

6-4. Selecting and Training the Observers/Controllers. A successful evaluation depends heavily on selecting Os/Cs with the proper experience, training them to fulfill their responsibilities, and supervising them throughout the evaluation.

a. The following are minimum rank and experience requirements for Os/Cs:

- (1) The company O/C will be an officer with company command experience.
- (2) Platoon or section Os/Cs will be lieutenant or an NCO with platoon or section experience.
- (3) The recorder will be an officer or an NCO at the evaluation control HQ who receives "kill" information or results and time data from the Os/Cs.

b. A thorough knowledge of the unit's mission, organization, equipment, and doctrine is required by the Os/Cs. They must understand the overall operation of the unit and how it is integrated into and supports the force-protection operations. Team members must have a working knowledge of the common individual and collective tasks in areas such as local-defense convoy procedures, communications, and NBC. One member of the team must have detailed expertise in the NBC and local-defense common task areas. The Os/Cs should be equal in grade to the person in charge of the element they are evaluating and they should have previous experience in the position being evaluated. All team members must be able to make objective evaluations, function effectively as a team member, and state their findings in writing and briefings.

c. O/C training focuses on providing Os/Cs with a general understanding of the overall evaluation, providing each O/C with a detailed understanding of specific duties and responsibilities and on building a spirit of teamwork. The O/C training includes--

- (1) The overall evaluation design, general scenario, master-events list, and specific evaluation purposes and objectives.
- (2) The unit's METL and its linkage to the T&EOs and other materials contained in this ARTEP MTP.
- (3) The O/C team composition and general duties and responsibilities of each team member.
- (4) The detailed responsibilities of individual team members with special emphasis on the master-events-list items that are their responsibility. This includes--
 - (a) A review of written instructions and materials contained in the Os/Cs folders.
 - (b) A detailed reconnaissance of the area used for the evaluation.
 - (c) The O/C communications, and command and control (C2) systems.
 - (d) Safety procedures.
 - (e) Evaluation data-collection OPLAN and procedures.
 - (f) AAR procedures and techniques.

(5) A talk-through of the entire evaluation, which includes war-gaming all items of the master-events list in order of their occurrence and a review of each team member's responsibilities and anticipated problems.

d. The senior O/C supervises the operation of the team. He provides the team leadership, focuses his efforts on ensuring that the Os/Cs fulfill their responsibilities and adhere to the evaluation plan, resolves problems, synchronizes the efforts of the team members, ensures close coordination among team members, holds periodic team-coordination meetings, plans and orchestrates the unit's AAR, and conducts specific evaluation-team AARs.

6-5. Selecting and Training Opposing Forces. The OPFOR support for an external evaluation of the unit is limited to two squads of dismounted infantry and two to five individuals who serve as enemy agents. Although OPFOR support is only used for some tasks, proper training and employment of this force is important to ensure a proper assessment of the unit's capabilities.

a. The OPFOR commander should be a company grade officer or senior NCO who is well trained in OPFOR tactics and operations. In addition to the duties and responsibilities in leading various OPFOR elements, the OPFOR commander serves as a part-time member of the O/C team. In order to fulfill O/C responsibilities, the OPFOR commander must participate in O/C planning and training activities. He must be present during AARs.

b. OPFOR elements are trained, organized, and equipped to operate in a manner that depicts threat forces as realistically as possible. Their training includes--

- (1) Threat tactics and rules for engagement.
- (2) OPFOR missions and responsibilities.
- (3) OPFOR tasks and standards.
- (4) Threat weapons and equipment, if available.
- (5) C2.
- (6) Safety.

6-6. Conducting the Evaluation. The senior O/C has overall responsibility for conducting the evaluation. He orchestrates the overall evaluation and the support provided by the various individuals and elements that are specially selected and trained to fulfill designated functions and responsibilities.

a. Os/Cs must be free to observe, report, and record the actions of the unit.

b. The HQ two echelons above the unit being evaluated should select and train the control element for the evaluation. They issue orders, receive reports, provide feeder information, and control the OPFOR.

c. All exercise participants and supporting personnel must ensure that every facet of the evaluation is conducted in a safe manner. Personnel observing unsafe conditions must take prompt action to halt them and advise their superiors of the situation.

6-7. Recording External Evaluation Information.

a. The senior O/C is responsible for implementing the evaluation scoring system. Although the final evaluation is made up by the senior O/C, the full team participates in this process. Their reports reflect the overall ability of the combat engineer unit to accomplish its wartime missions.

b. The evaluation scoring system is based on an evaluation of the unit's performance of each mission-essential task and any other collective task contained in the overall evaluation plan. Use the following four steps for the evaluation:

- (1) Identify the ARTEP MTP T&EOs that correspond to each of the evaluation-plan tasks.
- (2) Use T&EO standards to evaluate the unit's performances of the tasks. This is done for each evaluation-plan task.
- (3) Record on the T&EO a GO for each performance measure performed to standard and a NO-GO for each performance measure not performed to standard.
- (4) Record the unit's overall capability to perform the task by using GO/NO-GO information recorded on each T&EO. Use the following definitions as guidance in making this determination:
 - (a) GO - the unit successfully accomplished the task or performance measure to standards.
 - (b) NO-GO - the unit did not accomplish the task or performance measure to standard.

c. Use other locally produced reports that are approved by the senior O/C and prescribed in the evaluation plan to collect the evaluation information. These reports assist the team in recording the information concerning the unit's capability to perform its wartime mission according to the established standards. This information will assist the senior O/C to determine the unit's overall final rating. The reports listed below can be used to collect the information.

- (1) Unit data sheet (Figure 6-4). This report records personnel and equipment status.
- (2) Environmental data sheet (Figure 6-5). This report records information concerning weather and terrain conditions present during the evaluation period.
- (3) Personnel and equipment loss report (Figure 6-6). This report records information concerning the element's personnel and equipment losses during OPFOR engagements.

UNIT DATA SHEET						
1. Unit designation:				Date:		
2. Unit leaders: (Circle the most correct answer.)						
Position	Rank	Time in unit (months)				
Platoon Leader	2LT/1LT	1-3	4-6	7-12	13-18	>19
Platoon Sergeant	SFC/SSG	1-3	4-6	7-12	13-18	>19
1 st Squad Leader	SSG/SGT	1-3	4-6	7-12	13-18	>19
2 nd Squad Leader	SSG/SGT	1-3	4-6	7-12	13-18	>19
153 rd Squad Leader	SSG/SGT	1-3	4-6	7-12	13-18	>19
		1-3	4-6	7-12	13-18	>19
		1-3	4-6	7-12	13-18	>19
		1-3	4-6	7-12	13-18	>19
		1-3	4-6	7-12	13-18	>19
		1-3	4-6	7-12	13-18	>19
3. Unit strength: (excluding leaders)						
4. Equipment shortages: (major items)						
5. Comments:						
Observer/controller's signature:						

Figure 6-4. Sample Unit Data Sheet

ENVIRONMENTAL DATA SHEET						
Exercise number and description:						
Date and time the exercise started:						
Date and time the exercise ended:						
1. Weather conditions: (Circle the appropriate description.)						
Clear	Partly Cloudy	Cloudy	Hazy	Rain	Snow	Fog
Other:						
Temperature:						
2. Ground conditions: (Circle the appropriate description.)						
Dry	Wet	Ice	Snow			
Other:						
3. Light conditions: (Circle the appropriate description.)						
Day	Night					
Moon phase:	1/4	1/2	3/4	Full		
Average range of visibility due to terrain:						
5. Remarks:						

Figure 6-5. Sample Environmental Data Sheet

6-8. After Action Reviews. AARs provide direct feedback to unit members by involving them in the diagnosis process and by enabling them to discover for themselves what happened during the evaluation. In this way, participants identify errors and seek solutions that increase the value of the training and reinforce learning.

a. The senior O/C is responsible for the AAR process. He coordinates the entire AAR program from the initial planning of the evaluation through the after-actions phases.

b. Key steps in the AAR process are--

(1) Planning. Planning for AARs is initiated in the exercise preparation activities long before the start of the action evaluation. AARs are integrated into the general scenario at logical break points and into the detailed evaluation scenario that is developed subsequently. Qualified Os/Cs are selected and trained in the AAR process as part of O/C training. This phase also includes the identification of potential AAR sites and the requisition of equipment and supplies needed to conduct the AAR.

(2) Preparation. AAR preparation starts with the beginning of the actual evaluation. In addition to observing the unit performing its critical tasks, this phase includes the review of the training objectives, orders, and doctrine. Final AAR site selection is completed and times and attendance are established. AAR information is gathered from applicable Os/Cs and unit personnel. The AAR is organized and rehearsed.

(3) Conduct. AARs are conducted at logical breakpoints in the exercise and at the end of the evaluation. When AAR participants have assembled, the AAR begins with the senior O/C introducing the session with a statement of the AAR's purpose, the establishment of the AAR's ground rules and procedures, and a restatement of the training and evaluation objectives. A successful AAR includes the following guidelines:

(a) AARs are not critiques but professional discussions of training events.

(b) The senior O/C guides the discussion in a manner that ensures that participants openly discuss the lessons.

(c) Dialogue is encouraged among Os/Cs and unit personnel.

(d) All individuals who participated in the evaluation are present for the AAR, if possible. As a minimum, every unit or element that participates in the exercise is represented.

(e) Participants discuss not only what happened, but also how it happened and how it could have been done better.

(f) Participants review the sequence of the events associated with the hazards and the risk assessment made before the exercise. As a minimum, the review should address hazards that presented themselves (but were not identified) and each incident of fratricide or near fratricide and how it could be avoided in the future.

(g) Events not directly related to major events are not examined.

(h) Participants do not offer self-serving excuses for inappropriate actions.

(i) The AAR's end result is that soldiers and leaders, through discovery learning, gain a better understanding of their individual and collective strengths and weaknesses and become more proficient in training for and performing their critical tasks.

NOTE: Reference materials for conducting an AAR are Training Circulars (TCs) 25-6 and 25-20, and FM 25-101.

APPENDIX A - EXERCISE OPERATION ORDER

For use of the OPORD, refer to the exercise outlined in Chapter 4 and to Figure A-1.

OPERATION ORDER	
(classification) FOR TRAINING PURPOSES ONLY	
Operation Order _____ 20_____	Copy ___ of ___ copies
Task Organization:	
1. SITUATION.	
<p>a. Enemy Forces. Contact with the enemy has been broken. The enemy has withdrawn deep to the rear. He is being reinforced and is preparing to counterattack within 24 hours. The enemy is expected to use nonpersistent nerve agents. Enemy air is expected to be active in the area. Latest intelligence summary (INTSUM) indicates that the enemy may have a company-size strong point in the brigade sector. Enemy units occupying the combat outpost are half strength. Counterattacking forces are expected to be full strength.</p>	
<p>b. Friendly Forces. 5th Division attacks to secure Objective Richmond, and then assists passage of the exploitation force (24th Division). This operation will rapidly penetrate the main defensive belt to draw the 10th Independent Tank Regiment (ITR) south and fix it in a zone.</p>	
<p>(1) Missions of units on left and right flanks, as required.</p>	
<p>(2) Supporting engineer unit missions, as required.</p>	
<p>(3) Supporting fires. 4th Battalion is in direct support.</p>	
2. MISSION. 25th Brigade conducts a passage of lines and attacks to secure Objective Richmond. On order, the 25th Brigade continues movement forward of Phase Line (PL) Green.	
3. EXECUTION.	
<p>a. Concept of the Operation. See the overlay developed by the trainer.</p>	
<p>(1) Maneuver. 25th Brigade departs AA NK 243567 and conducts a passage of lines through the elements of 3rd Division. It conducts a penetration with two task forces (TFs), with one TF following as the brigade's reserve. TF A will be the main effort and attack along Axis Oak. TF B attacks along Axis Pine and is the supporting attack. On order, TF C (trailing along Axis Oak) becomes the main effort and continues the attack to Objective Richmond. The intent is to gain contact with the enemy, locate, and fix his main body so that the division can conduct envelopments to destroy him. It is necessary to destroy his combat outposts. We must quickly reorganize and continue movement until we find the main body. The TF that makes initial contact will attempt to fight through and destroy the enemy. If they cannot, they will provide a base of fire for maneuver by the remainder of the brigade. Movement will continue to PL Green if no contact is gained, and past PL Green, on order.</p>	
<p>(2) Fire support. The priority of fires is to TF A initially and to the TF in contact once contact is made.</p>	
<p>(3) Mines, obstacles, and fortifications. Critical check points and identified obstacles shown on the obstacles overlay.</p>	

Figure A-1. Sample OPORD

- b. Subunit missions, as required.
- c. Engineer. The priority of support is to the two lead TFs. On order, conduct breaching operations in support of the TF in contact. Be prepared to support a hasty defense on order.
- d. Coordinating instructions.
 - (1) Report all enemy contact.
 - (2) Report all enemy obstacles.
 - (3) Report the crossing of PLs.
 - (4) Additional information, as required.
- 4. SERVICE AND SUPPORT. Per the division's SOP.
- 5. COMMAND AND SIGNAL.
 - a. Command.
 - b. Signal.
 - (1) Current signal operation instructions (SOI).
 - (2) Radio-listening silence until initial contact with enemy.

Figure A-1. Sample OPORD (continued)

APPENDIX B - THREAT ANALYSIS

B-1. Introduction.

a. Dramatic changes in Europe and within the former Soviet Union have reduced the likelihood of an east-west military confrontation in Europe. The threat in Europe has not gone away completely, but it is less immediate and changed in nature. Despite reductions, Russia will still have the largest army in Europe. Regardless of the stated peaceful intentions of current Russian political leaders, the Russian Armed Forces still possesses formidable capabilities, and those capabilities will remain, should conditions and intentions change. Other former Soviet republics are forming their own armed forces and could pose threats to each other or to other countries in the region. In this time of turmoil and uncertainty, the former Soviet military power remains a potentially dangerous challenge to US and North Atlantic Treaty Organization (NATO) security. However, this remnant of the former Soviet threat is just one of many.

b. Many other nations are obtaining or developing sophisticated weaponry. Various regional conflicts could cause the US to intervene bilaterally or as part of a multinational coalition to protect our interests or those of our allies. Other potential conflict areas could call for a variety of responses by either the US or the former Soviet republics or both. The threat may come in an organized military form, which may or may not follow the former Soviet model. It may also come in the form of insurgencies, terrorism, or narcotics trafficking. The US Army needs to be prepared to respond to this broad spectrum of potential threats that it could encounter in various contingencies.

B-2. Global Threats. Modern weapons and the capability to project military power to great distances beyond its own national borders would characterize a global-type threat, such as the former Soviet one. Against such a potential adversary, the threat to rear operations would include the following:

- Armored or mechanized forces breaking into our rear area.
- Airborne, airmobile, or amphibious assault forces inserted into our rear area.
- Long-range artillery, surface-to-surface missiles, or air strikes targeting rear-area assets.
- NBC weapons.
- Radio-electronic combat aimed at jamming or destroying our communications means and disrupting our C².
- Agents and saboteurs.

B-3. Regional Threats. Regional threats, such as Iraq or North Korea, have less capability to project power. However, they may have some of the same weapons and organizations as a global threat. In fact, lessening superpower tensions are contributing significantly to the proliferation of sophisticated weaponry to emerging nations. This applies not only to conventional ground and air weapons, but also to chemical and nuclear weapons and missile systems. A mature regional power, possibly with a global power as a major source of its military hardware, emphasizes the ability to project its forces throughout a given region.

B-4. Local Threats. Local threats have even more localized objectives and little capability to project power beyond their own borders or their immediate neighbors. They generally have less modern equipment than global or regional threat powers or at least a limited variety of modern weapons. Their equipment may include modern small arms and light artillery (mortars, howitzers, gun-howitzers, and rocket launchers), but often does not include sophisticated weapons such as long-range conventional artillery or high-performance aircraft. A local threat may be heavily supported by a regional threat or even by a global power. In the past, for example, Cuba assisted Soviet-backed movements in Angola, Nicaragua, and Ethiopia. This outside influence will often be reflected in the equipment, organization, or tactics of the local threat forces. However, the actions of a local threat are often limited to insurgencies,

civil wars, or border disputes. Insurgents, especially those with outside help, may be able to purchase modern weapons, but may not have developed a logistics base able to sustain continuous conflict. Therefore, they often concentrate on guerrilla tactics, sabotage, assassinations, booby traps, or explosives to achieve their objectives.

B-5. Special Situations.

a. The threat in special situations includes terrorism. Terrorism may satisfy the objectives of different types of threats discussed above. Terrorists are the least likely threat to use conventional forces and thus are the hardest to anticipate or to train against. Terrorist tactics include the following:

- Assassinating or maiming.
- Arson.
- Bombing.
- Hijacking, kidnapping, or hostage-taking.
- Raids and seizure of facilities.
- Sabotage.
- Hoaxes (such as bomb threats).

Aside from these threats, terrorists may also be able to obtain weapons of mass destruction. A political leadership that supports terrorism, as in Iraq, may control such NBC weapons. If nuclear weapons are too difficult to obtain, terrorists may instead employ chemical or biological weapons to reach their goals.

b. Narcotics trafficking is another special-condition threat. It may be supported or tolerated by a global power for political or economic reasons. It may also be tied in with regional or local threat powers or with terrorism. There is often a marriage of convenience between insurgent groups and the drug cartels. The cartels can spend significant amounts of money on the latest in technology for communications and security to protect their operations. They can also buy weapons and otherwise finance regional insurgencies and cross-border conflicts.

B-6. Bottom Line. The threat to rear operations includes all of the above categories. These threat categories are not mutually exclusive and may overlap with one another.

APPENDIX C - METRIC CONVERSION CHART**Table C-1. Metric Conversion Chart**

US Units	Multiplied By	Equals Metric Units
Length		
Feet	0.30480	Meters
Inches	2.54000	Centimeters
Inches	0.02540	Meters
Inches	25.40010	Millimeters
Miles (statute)	1.60930	Kilometers
Miles per hour	0.0447	Meters per second
Yards	0.91400	Meters
Volume		
Cubic feet	0.02830	Cubic meters
Cubic yards	0.76460	Cubic meters
Weight		
Pounds	453.59000	Grams
Pounds	0.45359	Kilograms
Length		
Centimeters	0.39370	Inches
Meters per second	2.23700	Miles per hour
Millimeters	0.03937	Inches
Kilometers	0.62137	Miles (statute)
Meters	3.28080	Feet
Meters	39.37000	Inches
Meters	1.09360	Yards
Volume		
Cubic meters	35.31440	Cubic feet
Cubic meters	1.30790	Cubic yards
Weight		
Kilograms	2.20460	Pounds

GLOSSARY**Section I**
Abbreviations

?	status unknown
1SG	first sergeant
2LT	second lieutenant
5 Ss and T	search, silence, segregate, speed, safeguard, and tag
AA	avenue of approach; assembly area; anti-aircraft; anchor assembly
AAR	after-action review
ABCS	Army Battle Command System
AC	active component
ADC	area damage control
AO	area of operation
AOAP	Army Oil Analysis Program
AOR	area of responsibility
APC	armored personnel carrier
AR	Army regulation; armor; angle of repose
ARTEP	Army Training and Evaluation Program
ASAS	All Source Analysis System
ASL	authorized stockage list
ATTN	attention
ATWESS	antitank weapon-effect signature simulator
BDAR	battle-damage assessment and repair
BF	board feet; battle fatigue
BMO	battalion maintenance officer
BOS	battlefield operating systems
C2	command and control
CAS	casualty; close air support

CATS	combined-arms training strategy
CCT	combat-control team
CDM	chemical downwind message
CHS	combat health support
COA	course of action
COMSEC	communications security
CONUS	continental United States
COP	common operational picture
CP	command post; checkpoint
CSS	combat service support
DA	Department of the Army; Denmark; direct action
DA Pam	Department of the Army Pamphlet
DD	Department of Defense
DMMC	division material management center
DRS	direct religious support; Digital Reconnaissance System
DS2	decontamination solution #2
DTSS	Digital Topographic Support System
DZ	drop zone
DZST	drop-zone support team
EA	each; engagement area
EEFI	essential elements of friendly information
EGA	extended graphics adapter; electronically-generated form
EMO	electronic media only
ENDEX	end exercise
EOD	explosive ordnance disposal
EPW	enemy prisoner of war
EW	electronic warfare
FBCB2	Force XXI Battle Command Brigade and Below

FIST	fire support team
FM	field manual; frequency modulated/modulation
FO	forward observer
FPF	final protective fire; final protection fires
FPL	final protective line
FRAGO	fragmentary order
FS	fire support; Fort Sill; foresight
FST	field sanitation team; fire support team
GRREG	graves registration
HE	high explosive
HQ	headquarters
INTSUM	intelligence summary
ITR	independent tank regiment
KIA	killed in action
LCE	load-carrying equipment
LZ	landing zone
MANSCEN	Maneuver Support Center
MAPEX	map exercise
MCS	Maneuver Control System
MCSR	material-condition status report
METL	mission-essential task list
METT-TC	mission, enemy, terrain, troops, time available, and civilian considerations
MHE	materials-handling equipment
MICLIC	mine-clearing line charge
MILES	Multiple Integrated Laser-Engagement System
MOPP	mission-oriented protection posture
MORTREP	mortar bombing report
MOS	military occupational specialty; minimum operating strip

MP	military police
MRO	material release order
MSRT	mobile subscriber radiotelephone terminal
MTF	medical treatment facility
MTP	mission training plan; MOS training plan
NBC	nuclear, biological, and chemical
NCO	noncommissioned officer
NCOIC	noncommissioned officer in charge
NCS	net control station
NO	number; normally open
NVD	night vision device
O/C	observer/controller
OEG	operation exposure guide; operational-exposure guidance
OP	observation post; operational procedure
OPFOR	opposing forces
OPLAN	operation plan
OPORD	operation order
OPSEC	operations security
P	needs practice; pass; passed; barometric pressure; mean radius of curvature
PAM	pamphlet
PCC	precombat check
PCI	photo-coverage indexes; precombat inspection
PD	points of departure; priority designator
PDDE	power-driven decontamination equipment
PDF	principal direction of fire
PIR	priority intelligence requirements
PL	phase line; Poland

PLL	prescribed load list
PMCS	preventive-maintenance checks and services
POL	petroleum, oils, and lubricants
POS/NAV	position/navigation
PSR	personnel status report
PVNTMED	preventive medicine
RADIAC	radiation, detection, indication, and computation
RATELO	radiotelephone operator
RC	reserve component
RES	radiation exposure status
ROE	rules of engagement
ROI	rules of interaction
RP	Republic of Philippines; release point; rally point; reference point
RTD	return to duty
S2	Intelligence Officer (US Army)
S3	Operations and Training Officer (US Army)
S4	Supply Officer (US Army)
SA	semiannually; situational awareness
SALUTE	size, activity, location, unit, time, and equipment
SATS	Standard Army Training System
SAW	squad automatic weapon
SB	Supply Bulletin; switchboard
SCATMINE	scatterable mine
SCPE	simplified collective-protection equipment
SFC	special forces command; sergeant first class
SGT	sergeant
SHELREP	shelling report
SHTU	simplified handheld terminal unit

SITREP	situation report
SOFA	Status of Forces Agreement
SOI	signal operation instructions; specific operation instructions
SOP	standing operating procedure
SP	start point; strongpoint; self-propelled; Spain
SSA	supply support activity
SSG	staff sergeant
SSI	standing signal instructions; signal supplemental instructions
STB	supertropical bleach
STP	soldier training publication
STRAC	Standards in Training Commission
STX	situational training exercise
T	trained; slab thickness; deck thickness; crown thickness; geodetic azimuth; grid azimuth; slope distance; telescope above station; time; tracked
T&EO	training and evaluation outline
TACSOP	tactical standing operating procedure
TAMMS	The Army Maintenance Management System
TC	technical coordinator; training circular; track commander; tank commander
TEWT	tactical exercise without troops
TF	task force
TM	technical manual; team
TNT	trinitrotoluene
TOC	tactical operations center
TOE	table(s) of organization and equipment
TRADOC	United States Army Training and Doctrine Command
TRP	target reference point
U	unclassified; up; untrained
UAV	unmanned aerial vehicle

UPW	unit proficiency worksheet
US	United States
USA	United States of America; United States Army
USAREUR	United States Army, Europe
UXO	unexploded ordnance
WCS	weapon control status; weapon control station
WESTCOM	United States Army, Western Command
WIA	wounded in action
WO	warrant officer; warning order
XO	executive officer

Section II

Terms

Army Training and Evaluation Program (ARTEP)

The cornerstone of unit training. It is the umbrella program to be used by the trainer and training manager in the training evaluation of units. The ARTEP is a complete program enabling commanders to evaluate and develop collective training based on unit weaknesses, then train the unit to overcome those weaknesses and reevaluate. Success on the battlefield depends on the coordinated performance of collective and individual skills that are taught through the ARTEP MTP.

Class II

Clothing, individual equipment, tentage, organizational tool sets and kits, hand tools, maps, and administrative and housekeeping supplies and equipment.

Class IX

Repair parts and components, to include kits, assemblies, and subassemblies (repairable or nonrepairable) required for maintenance support of all equipment.

Class VII

Major end items such as launchers, tanks, mobile machine shops, and vehicles.

Claymore

M18A1 antipersonnel mine

Field Manual (FM)

A DA publication that contains doctrine that prescribes how the Army and its organizations function on the battlefield in terms of missions, organizations, personnel, and equipment. The level of detail should facilitate an understanding of "what" and "how" for commanders and staffs to execute the missions and tasks. The FM may also be used to publish selected alliance doctrinal publications that are not readily integrated into other doctrinal literature.

Final protection fires (FPF)

An immediately available prearranged barrier of fire designed to impede enemy movement across defensive lines or areas.

FRAGO (fragmentary order)

An abbreviated form of an operation order (usually issued on a day-to-day basis) that eliminates the need for restating information contained in a basic operation order.

MICLIC (mine-clearing line charge) M58 Series

A rocket propelled line charge, 106.5 meters (117 yards) long that can breach a lane 8 meters (8.8 yards) wide by 100 meters (110 yards) long. The MICLIC is mounted on a standard military (M353 or M200) trailer and has a 62-meter standoff capability. Engineer units will employ the MICLIC in response to minefield breaching requirements identified by the maneuver unit.

Military occupational specialty (MOS)

A term used to identify a group of duty positions so closely related that they are interchangeable among soldiers so classified at any skill level.

MOPP 2

Mask carried/worn. Protective suit and boots worn, gloves carried.

MOPP 4

Mask worn. Protective suit, boots, and gloves worn.

MOPP System

A flexible system that provides maximum NBC protection for the individual with the lowest risk possible and still maintains mission accomplishment.

NBC 1 Report

Observer's Initial Report. This report is used by the observing unit to give basic, initial, and follow-up data about an NBC attack. This report is sent by platoons and companies to the battalion headquarters or by designated observers to the division NBC Center (NBCC).

NBC 4 Report

Monitoring and Survey Report used to report NBC hazards detected by a unit through monitoring, survey, or reconnaissance. This report is prepared and submitted by company-level organizations.

NBC 5 Report

Actual Contaminated Areas Report. Once the NBC reports are posted on the situation map, the division prepares an NBC 5 report showing the contaminated area. The preferred method of dissemination is by overlay.

OPORD (operation order)

A directive issued by a commander to subordinate commanders for the purpose of effecting the coordinated execution of a plan of action.

Parapet

A wall, rampart, or elevation of earth or stone to protect soldiers.

Release point

A well-defined point on a route at which the elements composing a column return under the authority of their respective commanders. Each element continues its movement toward its own appropriate destination.

Situation report (SITREP)

A report giving the situation in the area of the reporting unit or formation.

SOP (standing operating procedure)

A set of instructions covering those features of operations that lend themselves to a definite or standardized procedure without loss of effectiveness. The procedure is applicable unless ordered otherwise.

REFERENCES

Required Publications

Required publications are sources that users must read in order to understand or to comply with this publication.

Army Regulations

AR 190-8	Enemy Prisoners of War, Retained Personnel, Civilian Internees, and Other Detainees. 1 October 1997
AR 200-1	Environmental Protection and Enhancement. 21 February 1997
AR 220-1	Unit Status Reporting (This Item is Included on EM 0001) 1 September 1997
AR 380-5	Department of The Army Information Security Program 9 September 2000
AR 385-10	The Army Safety Program (This item is included on EM 0001) 23 May 1988
AR 385-40	Accident Reporting and Records (This Item is Included on EM 0001) 1 November 1994
AR 40-5	Preventive Medicine. 15 October 1990
AR 530-1	Operations Security (OPSEC). 3 March 1995
AR 700-138	Army Logistics Readiness and Sustainability (This Item is Included on EM 0001) 16 September 1997
AR 710-1	Centralized Inventory Management of the Army Supply System. 1 March 2001
AR 710-2	Inventory Management Supply Policy Below the Wholesale Level (This Item is on EM 0001) 31 October 1997
AR 725-50	Requisition, Receipt, and Issue System (This Item is Included on EM 0001) 15 November 1995
AR 750-1	Army Materiel Maintenance Policy and Retail Maintenance Operations (This Item is Included on EM 0001) 1 August 1994

Army Training and Evaluation Program

ARTEP 5-025-66-MTP	Engineer Battalion, Airborne Division. 2 October 2000
ARTEP 5-026-34-MTP	Headquarters and Headquarters Company, Engineer Battalion, Airborne Division. 2 October 2000
ARTEP 5-027-10-MTP	Engineer Platoon, Engineer Company, Engineer Battalion, Airborne Division. 2 October 2000
ARTEP 5-027-35-MTP	Engineer Company, Engineer Battalion, Airborne Division. 18 October 2000
ARTEP 5-053-11-MTP	Assault and Obstacle Platoon, Engineer Company, Light Armored Cavalry Regiment 20 June 2001
ARTEP 5-053-12-MTP	Engineer Platoon, Engineer Company, Light Armored Cavalry Regiment 20 June 2001
ARTEP 5-053-35-MTP	Engineer Company, Light Armored Cavalry Regiment 20 June 2001
ARTEP 5-063-10-MTP	Mobility Platoon, Engineer Company, Brigade Combat Team. 5 April 2002
ARTEP 5-063-11-MTP	Mobility Support Platoon, Engineer Company, Brigade Combat Team. 30 May 2002
ARTEP 5-063-35-MTP	Engineer Company, Brigade Combat Team. 30 May 2002

ARTEP 5-113-11-MTP	Assault and Obstacle Engineer Platoon, Engineer Company, Armored Cavalry Regiment. To be published within six months.
ARTEP 5-113-12-MTP	Engineer Platoon, Engineer Company, Armored Cavalry Regiment. To be published within six months.
ARTEP 5-113-35-MTP	Engineer Company, Armored Cavalry Regiment. To be published within six months.
ARTEP 5-145-12-MTP	Engineer Bridge Platoon. 19 July 1991
ARTEP 5-145-32-MTP	Mission Training Plan for the Engineer Bridge Company. 19 July 1991
ARTEP 5-155-66-MTP	Engineer Battalion, Infantry Division (Light). 2 October 2000
ARTEP 5-156-34-MTP	Headquarters and Headquarters Company, Engineer Battalion, Infantry Division (Light). 2 October 2000
ARTEP 5-157-10-MTP	Engineer Platoon, Engineer Company, Engineer Battalion, Infantry Division (Light). 2 October 2000
ARTEP 5-157-35-MTP	Engineer Company, Engineer Battalion, Infantry Division (Light). 2 October 2000
ARTEP 5-215-66-MTP	Engineer Battalion, Air Assault Division 20 June 2001
ARTEP 5-216-34-MTP	Headquarters and Headquarters Company, Engineer Battalion, Air Assault Division. 20 June 2001
ARTEP 5-217-10-MTP	Engineer Platoon, Engineer Company, Engineer Battalion, Air Assault Division. 2 October 2000
ARTEP 5-217-35-MTP	Engineer Company, Engineer Battalion, Air Assault Division. 2 October 2000
ARTEP 5-332-68-MTP	Headquarters, Headquarters Detachment, Engineer Brigade. 1 May 2000
ARTEP 5-335-60-MTP	Headquarters and Headquarters Company, Engineer Battalion, Heavy Division/Corps. 30 May 2002
ARTEP 5-335-65-MTP	Engineer Company, Engineer Battalion, Heavy Division/Corps (Mechanized). 30 May 2002
ARTEP 5-335-66-MTP	Engineer Combat Battalion, Engineer Brigade, Heavy Division. 25 June 1999
ARTEP 5-335-70-MTP	Engineer Platoon, Engineer Company, Engineer Battalion, Heavy Division/Corps. 30 May 2002
ARTEP 5-335-DRILL	Engineer Drills. 11 January 2001
ARTEP 5-336-34-MTP	Headquarters and Headquarters Company, Engineer Battalion. To be published within six months.
ARTEP 5-337-10-MTP	Engineer Platoon, Engineer Company, Engineer Battalion, Heavy Division. To be published within six months.
ARTEP 5-337-35-MTP	Engineer Company, Engineer Battalion, Heavy Division. To be published within six months.
ARTEP 5-402-33-MTP	Mission Training Plan for Engineer Groups and Brigades. 3 October 1995
ARTEP 5-402-68-MTP	Headquarters, Headquarters Company, Engineer Brigade, Corps. To be published within six months.
ARTEP 5-412-68-MTP	Headquarters Company, Engineer Group (Construction). To be published within six months.
ARTEP 5-412-69-MTP	Headquarters, Headquarters Company, Engineer Group (Combat). To be published within six months.
ARTEP 5-413-35-MTP	Engineer Company, Construction Support. 1 March 2000
ARTEP 5-415-66-MTP	Engineer Battalion (Combat) (Heavy), Battalion Staff. 6 June 2002
ARTEP 5-416-34-MTP	Headquarters and Support Company, Engineer Battalion (Combat) (Heavy). 6 June 2002

ARTEP 5-417-13-MTP Engineer Equipment Platoon, Engineer Company (Combat) (Heavy). 6 June 2002

ARTEP 5-417-17-MTP General Construction Platoon, Engineer Company (Combat) (Heavy). 6 June 2002

ARTEP 5-417-35-MTP Engineer Company, Engineer Battalion (Combat) (Heavy). 6 June 2002

ARTEP 5-423-11-MTP Engineer Dump Truck Platoon. 1 March 2000

ARTEP 5-423-35-MTP Engineer Company, Combat Support Equipment. 1 March 2000

ARTEP 5-424-35-MTP Engineer Company, Dump Truck. 1 March 2000

ARTEP 5-425-66-MTP Engineer Battalion (Corps) (Wheeled). 2 October 2000

ARTEP 5-426-34-MTP Headquarters and Headquarters Company, Engineer Battalion (Corps) (Wheeled). 2 October 2000

ARTEP 5-427-10-MTP Engineer Platoon, Engineer Company, Engineer Battalion (Corps) (Wheeled). 2 October 2000

ARTEP 5-427-35-MTP Engineer Company, Engineer Battalion (Corps) (Wheeled) 20 June 2001

ARTEP 5-434-35-MTP Engineer Company, Pipeline Construction. 1 March 2000

ARTEP 5-435-66-MTP Engineer Combat Battalion, Corps (X) (APC Version). 25 June 1999

ARTEP 5-435-67-MTP Engineer Combat Battalion, Corps (M) (Armored Personnel Carrier [APC]/Armored Vehicle-Launched Bridge [AVLB] Version).

ARTEP 5-436-35-MTP Headquarters and Headquarters Company, Engineer Battalion, Corps (X). 25 June 1999

ARTEP 5-436-37-MTP Headquarters and Headquarters Company, Engineer Battalion, Corps (M). 25 June 1999

ARTEP 5-437-10-MTP Engineer Platoon, Engineer Company, Engineer Battalion, Corps (X). 25 June 1999

ARTEP 5-437-11-MTP Engineer Platoon, Engineer Company, Engineer Battalion Corps (M). 25 June 1999

ARTEP 5-437-36-MTP Engineer Company, Engineer Battalion, Corps (X). 25 June 1999

ARTEP 5-437-38-MTP Engineer Company, Engineer Battalion, Corps (M). 25 June 1999

ARTEP 5-443-35-MTP Engineer Company, Light Equipment. 15 February 2002

ARTEP 5-445-64-MTP Engineer Battalion, Airborne (Corps) 20 June 2001

ARTEP 5-445-66-MTP Engineer Battalion (Corps) (Light). 2 October 2000

ARTEP 5-446-34-MTP Headquarters and Headquarters Company, Engineer Battalion, Airborne (Corps). 2 October 2000

ARTEP 5-446-36-MTP Headquarters and Headquarters Company, Engineer Battalion (Corps) (Light). 2 October 2000

ARTEP 5-447-10-MTP Engineer Platoon, Engineer Company, Engineer Battalion, Airborne (Corps). 2 October 2000

ARTEP 5-447-11-MTP Engineer Platoon, Engineer Company, Engineer Battalion (Corps) (Light) 20 June 2001

ARTEP 5-447-35-MTP Engineer Company, Engineer Battalion, Airborne (Corps). 2 October 2000

ARTEP 5-447-37-MTP Engineer Company, Engineer Battalion (Corps) (Light) 20 June 2001

ARTEP 5-463-10-MTP Engineer Platoon, Engineer Company, Medium Girder Bridge. 30 May 2002

ARTEP 5-463-12-MTP Engineer Platoon, Engineer Company, Panel Bridge. 30 May 2002

ARTEP 5-463-15-MTP Engineer Support Platoon, Panel Bridge Company. 30 May 2002

ARTEP 5-463-17-MTP Engineer Support Platoon, Medium Girder Bridge Company. 30 May 2002

ARTEP 5-463-35-MTP Engineer Company, Medium Girder Bridge. 30 May 2002

ARTEP 5-463-36-MTP Engineer Company, Panel Bridge. 30 May 2002

ARTEP 5-473-35-MTP	Multirole Bridge Company. To be published within six months.
ARTEP 5-500-21-MTP	Engineer Teams. 18 October 1996
ARTEP 5-500-22-MTP	Engineer Fire-Fighting Teams. 19 September 1997
ARTEP 5-500-24-MTP	Mission Training Plan for Engineer Diving Teams Heavy Engineer Diving Team/Light Engineer Diving Team. 3 October 1995
ARTEP 5-500-66-MTP	Engineer Team, Battalion Headquarters (LA). To be published within six months.
ARTEP 5-510-10-MTP	Engineer Fire-Fighting Team, HQ. To be published within six months.
ARTEP 5-510-12-MTP	Engineer Fire-Fighting Team, Fire Truck. To be published within six months.
ARTEP 5-510-14-MTP	Engineer Fire-Fighting Team, Water Truck. To be published within six months.
ARTEP 5-510-16-MTP	Engineer Fire-Fighting Team, Brush Fire Truck. To be published within six months.
ARTEP 5-510-18-MTP	Engineer Fire-Fighting Team, Crash Rescue. To be published within six months.
ARTEP 5-520-10-MTP	Engineer Team, Quarry (75TPH) (LC). To be published within six months.
ARTEP 5-520-12-MTP	Headquarters, Well Drilling Team. To be published within six months.
ARTEP 5-520-14-MTP	Engineer Team, Well Drilling (LE). To be published within six months.
ARTEP 5-530-10-MTP	Engineer Heavy Diving Team. To be published within 6 months.
ARTEP 5-530-12-MTP	Engineer Light Diving Team. To be published within six months.
ARTEP 5-530-14-MTP	Engineer Team, Real Estate (LF). To be published within six months.
ARTEP 5-530-16-MTP	Engineer Team, Utilities (4000) (LH). To be published within six months.
ARTEP 5-540-10-MTP	Topographic Planning/Control Team. 20 April 1999
ARTEP 5-540-11-MTP	Terrain Analysis Team. To be published within six months.
ARTEP 5-540-12-MTP	Command and Control Team (DS) (HVY). To be published within six months.
ARTEP 5-540-13-MTP	Terrain Analysis Team (LID). To be published within six months.
ARTEP 5-602-68-MTP	Headquarters, Headquarters Company, Engineer Brigade (Theater Army). To be published within six months.
ARTEP 5-603-35-MTP	Engineer Port-Opening Company. 1 March 2000
ARTEP 5-605-66-MTP	Engineer Battalion, Topographic. 20 April 1999
ARTEP 5-606-34-MTP	Headquarters, Headquarters Company, Engineer Battalion, Topographic. 20 April 1999
ARTEP 5-607-35-MTP	Engineer Company, Topographic. To be published within six months.
ARTEP 5-608-35-MTP	Engineer Company, Topographic (Corps). To be published within six months.
ARTEP 5-615-66-MTP	Engineer Prime Power Battalion. To be published within six months.
ARTEP 5-616-34-MTP	Headquarters Company, Engineer Prime Power Battalion. To be published within six months.
ARTEP 5-617-10-MTP	Prime-Power Line Platoon, Engineer Company, Engineer Prime-Power Battalion. To be published within six months.
ARTEP 5-617-11-MTP	Prime Power Platoon, Engineer Company, Engineer Prime Power Battalion. To be published within six months.
ARTEP 5-617-35-MTP	Engineer Company, Engineer Prime Power Battalion. To be published within six months.
ARTEP 7-10-MTP	Mission Training Plan for the Infantry Rifle Company. 3 March 2000
ARTEP 7-8-DRILL	Battle Drills for the Infantry Rifle Platoon and Squad. 3 March 2000

Department of Army Forms

DA FORM 1155	Witness Statement on Individual. 1 June 1966
DA FORM 1156	Casualty Feeder Report. 1 June 1966
DA FORM 1296	Stock Accounting Record. 1 January 1982
DA FORM 1297	Stock Accounting Record Title Insert. 1 January 1982
DA FORM 1298	Due Out Record. 1 January 1982
DA FORM 1300-2	Computation Card. 1 January 1982
DA FORM 2028	Recommended Changes to Publications and Blank Forms. 1 February 1974
DA FORM 272	Register of Vouchers to Stock Record Account. 1 January 1982
DA FORM 2765-1	Request for Issue or Turn-in. 1 April 1976
DA FORM 4999	Due In Record. 1 January 1982

Department of Army Pamphlets

DA PAM 350-100	Extension Training Materials Consolidated MOS Catalog. 19 March 1990
DA PAM 350-38	Standards in Weapon Training. 3 July 1997
DA PAM 710-2-1	Using Unit Supply System (Manual Procedures) (Standalone Pub) (This Item is on EM 0001) 31 December 1997
DA PAM 710-2-2	Supply Support Activity Supply System: Manual Procedures (This Item is on EM 0001) 30 September 1998
DA PAM 738-750	Functional Users Manual for the Army Maintenance Management System (TAMMS). 1 August 1994

Department of Defense Publications

DD FORM 1348	DOD Single Line Item Requisition System Document (Manual). 1 July 1991
DD FORM 1348-6	DOD Single Line Item Requisition System Document (Manual Long-Form). 1 February 1985
DD FORM 2745	Enemy Prisoner of War (EPW) Capture Tag. 1 May 1996

Field Manuals

FM 101-5	Staff Organization and Operations. 31 May 1997
FM 10-27-1	Tactics, Techniques, and Procedures for Quartermaster General Support Supply Operations. 20 April 1993
FM 10-27-2	Tactics, Techniques, and Procedures for Quartermaster Direct Support Supply and Field Service Operations. 18 June 1991
FM 10-500-1	Airdrop Support Operations in a Theater of Operations. 19 June 1991
FM 10-64	Mortuary Affairs Operations. 16 February 1999
FM 12-6	Personnel Doctrine. 9 September 1994
FM 17-98	Scout Platoon. 10 April 1999
FM 21-10	Field Hygiene and Sanitation. 21 June 2000
FM 21-10-1	Unit Field Sanitation Team. 11 October 1989
FM 21-16	Unexploded Ordnance (UXO) Procedures. 30 August 1994
FM 21-75	Combat Skills of the Soldier. 3 August 1984
FM 22-51	Leaders` Manual for Combat Stress Control. 29 September 1994
FM 24-19	Radio Operator's Handbook. 24 May 1991
FM 24-33	Communications Techniques: Electronic Counter-Countermeasures. 17 July 1990

FM 24-35	(O) Signal Operation Instructions "The SOI". 26 October 1990
FM 24-35-1	(O) Signal Supplemental Instructions. 2 October 1990
FM 25-100	Training the Force. 15 November 1988
FM 25-101	Battle Focused Training. 30 September 1990
FM 25-4	How to Conduct Training Exercises. 10 September 1984
FM 25-5	Training for Mobilization and War. 25 January 1985
FM 3-0	Operations. 14 June 2001
FM 3-100	Chemical Operations Principles and Fundamentals. 8 May 1996
FM 3-11	Flame, Riot Control Agents and Herbicide Operations. 19 August 1996
FM 3-19	NBC Reconnaissance. 19 November 1993
FM 3-19.30	Physical Security. 8 January 2001
FM 3-19.4	Military Police Leaders' Handbook. 4 March 2002
FM 3-19.40 (FM 19-40)	Military Police Internment/Resettlement Operations. 1 August 2001
FM 3-3	Chemical and Biological Contamination Avoidance. 16 November 1992
FM 3-4	NBC Protection. 29 May 1992
FM 34-2-1	Tactics, Techniques, and Procedures for Reconnaissance and Surveillance and Intelligence Support to Counterreconnaissance. 19 June 1991
FM 34-60	Counterintelligence. 3 October 1995
FM 3-5	NBC Decontamination. 28 July 2000
FM 3-50	Smoke Operations. 4 December 1990
FM 4-30.3	Maintenance Operations and Procedures 1 September 2000
FM 44-100	US Army Air and Missile Defense Operations. 15 June 2000
FM 44-64	SHORAD Battalion and Battery Operations. 5 June 1997
FM 44-8	Combined Arms for the Air Defense. 1 June 1999
FM 44-80	Visual Aircraft Recognition. 30 September 1996
FM 5-10	Combat Engineer Platoon. 3 October 1995
FM 5-100	Engineer Operations. 27 February 1996
FM 5-34	Engineer Field Data. 30 August 1999
FM 55-30	Army Motor Transport Units and Operations. 27 June 1997
FM 5-71-2	Armored Task-Force Engineer Combat Operations. 28 June 1996
FM 57-38	Pathfinder Operations. 9 April 1993
FM 7-10	The Infantry Rifle Company. 14 December 1990
FM 71-1	Tank and Mechanized Infantry Company Team. 26 January 1998
FM 7-7	The Mechanized Infantry Platoon and Squad (APC). 15 March 1985
FM 7-7J	Mechanized Infantry Platoon and Squad (Bradley). 7 May 1993
FM 7-8	Infantry Rifle Platoon and Squad. 22 April 1992
FM 7-92	The Infantry Reconnaissance Platoon and Squad (Airborne, Air Assault, Light Infantry). 23 December 1992
FM 8-10-6	Medical Evacuation in a Theater of Operations, Tactics, Techniques and Procedures. 14 April 2000
FM 8-51	Combat Stress Control in a Theater of Operations Tactics, Techniques, and Procedures. 29 September 1994
FM 9-43-2	Recovery and Battlefield Damage Assessment and Repair (FMFRP 4-34; to 36-1-181). 3 October 1995

Other Product Types

TRADOC PAM 11-9	Blueprint of the Battlefield. 27 April 1990
-----------------	---

Soldier Training Publications

STP 19-95B1-SM	Soldier's Manual, MOS 95B, Military Police, Skill Level 1. 21 February 1997
STP 21-1-SMCT	Soldier's Manual of Common Tasks Skill Level 1. 1 October 2001
STP 21-24-SMCT	Soldier's Manual of Common Tasks (SMCT) Skill Levels 2-4. 1 October 1992
STP 3-54B2-SM	Soldier's Manual, Chemical Operations Specialist, MOS 54B Skill Level 2. 3 October 1995
STP 5-12B24-SM-TG	Soldier's Manual Skill Levels 2/3/4 and Trainer's Guide, MOS 12B, Combat Engineer. 12 December 1990
STP 5-62G13-SM-TG	Soldier's Manual and Trainer's Guide: 62G Quarrying Specialist (Skill Levels 1/2/3). 5 May 1986

Technical Manuals

TM 11-3895-203-15	Operator's Organizational, Direct Support, General Support and Depot Maintenance Manual for Reel Equipment, CE-11 (NSN 5805-00-407-7722). 11 April 1967
TM 11-5805-262-12	Operator's and Unit Maintenance Manual for Switchboards, Telephone, Manual, SB-22/PT (NSN 5805-00-257-3602) and SB-22A/PT (5805-00-715-6171) (Including Tone Signaling Adapter, TA-977/PT (5805-01-040-9653). 15 June 1990
TM 11-5805-294-12	Operator's and Organizational Maintenance Manual for Manual Telephone Switchboard, SB-993/GT (NSN 5805-00-708-2202). 8 September 1983

Training Circulars

TC 24-20	Tactical Wire and Cable Techniques. 3 October 1988
TC 25-20	A Leader's Guide to After Action Reviews. 30 September 1993
TC 25-6	Force-on-Force Collective Training Using the Tactical Engagement Simulation Training System. 3 October 1995
TC 25-8	Training Ranges. 25 February 1992

Questionnaire

MTP NUMBER _____ DATE _____

MTP TITLE _____

Request your recommendations to improve this training publication. To make it easier for you to make recommendations, a standard questionnaire has been provided. Please respond to all questions by circling your answer or providing a written response, where requested. Please make a copy of this questionnaire. Mail to: Commandant, US Army MANSCEN, ATTN: ATZT-DT-WF-E, Fort Leonard Wood, MO 65473-8600.

THE FOLLOWING QUESTIONS PERTAIN TO YOU.

1. What is your position (for example, company commander, platoon sergeant [PSG])?

2. How long have you served in this position? _____

3. How long have you served in this unit? _____

4. What is your component?

- a. Active Component
- b. Reserve Component

5. Where is your unit?

- a. Continental United States (CONUS)
- b. United States Army, Europe (USAREUR)
- c. United States Army, Western Command (WESTCOM)
- d. Eighth United States Army (USA)
- e. Other (specify)

THE FOLLOWING QUESTIONS ARE ABOUT THE MTP IN GENERAL.

6. How do you feel this document has affected training in your unit when compared to other training products?

- a. Has made training worse.
- b. Has made training better.
- c. Has had no affect on training.
- d. Do not know or do not have an opinion.

7. How easy is the document to use, compared to other training products?

- a. More difficult.
- b. Easier.
- c. About the same.
- d. Do not know or do not have an opinion.

For question numbers 8 through 11, choose one of the following answers:

- a. Chapter 1, Unit Training.
- b. Chapter 2, Training Matrixes.
- c. Chapter 3, Mission Outlines.
- d. Chapter 4, Training Exercises.
- e. Chapter 5, Training and Evaluation Outlines.
- f. Chapter 6, External Evaluation.
- g. Do not know or do not have an opinion.

8. What part of the MTP document was least useful? _____

9. What part of the MTP document was most useful? _____

10. What is the most difficult part of the MTP to understand?

11. What is the easiest part of the MTP to understand? _____

THE FOLLOWING QUESTIONS PERTAIN TO THE TRAINING EXERCISES.

12. The exercises are designed to prepare the unit to accomplish its wartime mission. In your opinion, how well do they fulfill this purpose?

- a. They do not prepare the unit at all.
- b. They help, but only provide 20 percent or less of my unit's training requirements.
- c. They help, but only provide 21 to 50 percent of my unit's training requirements.
- d. They help, but only provide between 51 to 80 percent of my unit's training requirements.
- e. They provide 81 percent or more of my unit's training requirements.

13. Would you recommend that any STX be added or deleted from the MTP? _____

14. What was the greatest problem you experienced with the exercises?

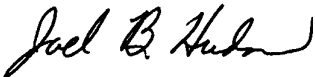
- a. Have too many pages.
- b. Are hard to read and understand.
- c. Need more illustrations.
- d. Need more information on how to set up the exercises.
- e. Need more information on leader training.
- f. Need more information on how to conduct the exercises.
- g. Need more information on support and resources.
- h. Need more information on normally attached elements.
- i. Do not interface well with other training products, such as battle drills.
- j. Do not know or do not have an opinion.

**ARTEP 5-416-14-MTP
26 JULY 2002**

By Order of the Secretary of the Army:

ERIC K. SHINSEKI
General, United States Army
Chief of Staff

Official:



JOEL B. HUDSON
Administrative Assistant to the
Secretary of the Army
0221912

DISTRIBUTION:

Active Army, Army National Guard, and US Army Reserve: Not to be distributed. Electronic means only.

PIN: 080162-000